


**1972
MUSTANG**



**WIRING
DIAGRAM
MANUAL**

COMPONENT GRID LOCATOR

CIRCUIT PROTECTION

Circuit	Circuit Protection and Rating	Location
Headlights (Single) Mustang	9 AMP C.B.	Integral with Lighting Switch
Light (Dual) Cougar Mustang with Grille Lights	13 AMP C.B.	
Parking Lights Marker Lights License Lights Tail Lights (R.P.O. PRNDL Light) Headlight "ON" Control	12 AMP C.B.	Integral with Lighting Switch
Engine Compt. Light	7.5 AMP Fuse (SFE 7.5)	Cartridge in feed line
Stop Lights Hazard Flasher	15 AMP C.B.	On relay panel above glove box

Circuit	Circuit Protection and Rating	Location
Power Windows Power Seat Power Top & Heated Back-lite Automatic Seat Back Latch Feed	20 AMP C.B.	On starter relay
W/S Wiper (2 spd.)	7 AMP C.B.	In W/S Wiper Switch
Intermittent W/S Wiper (RPO)	7 AMP C.B.	
Front Seat Back Latch Solenoid	C.B.	Integral with solenoid
Window Motor Seat Motor Top Motor	C.B.	In motor

ZONE LOCATION

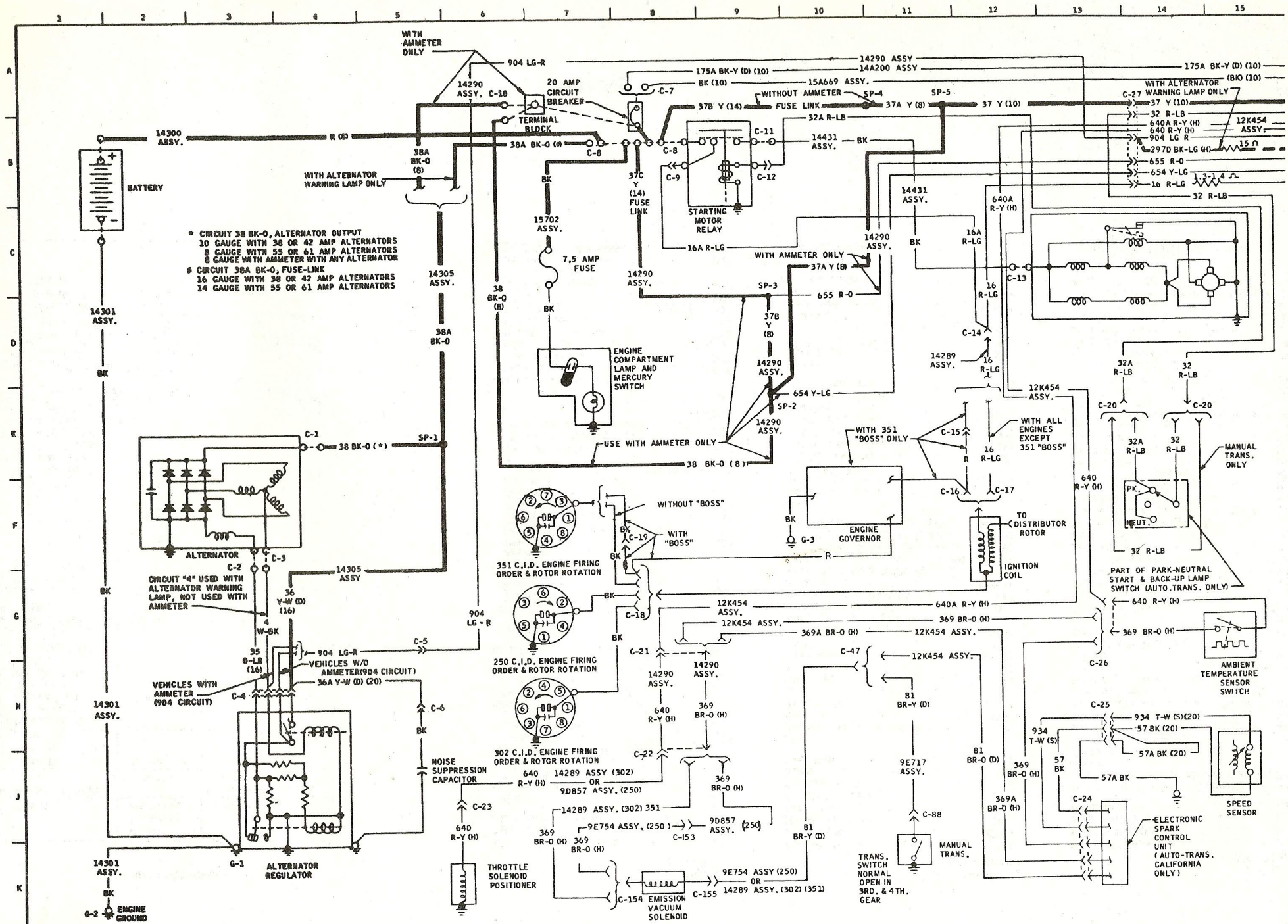
Air Conditioner Clutch	K79
Alternator	F3
Alternator Regulator	J4
Clock	D47
Circuit Breakers:	
Power Assist	B8
Stop Lamp	C97
Capacitor (Condenser) Noise Suppression	J5
Choke-Noise Suppression	D28
Battery	B2
Buzzer (Headlamp "On") & Key Warning	F53
Cigar Lighter	D73
Distributor	F-G-H-7
Engine Governor	F10
Flashers:	
Emergency Warning	D96
Turn Signal	B91
Gauges:	
Ammeter	D25
Fuel	E28
Instrument Voltage Regulator	C28
Oil Pressure	D24
Tachometer	C22
Temperature	D22
Governor (Intermittent Wiper)	B84, 85 & D86, 87
Heated Back-Lite (Heater Elements)	J32, 33
Heater, A/C Blower Resistor	G78
Horns	G, H74
Ignition Coil	F12
Illumination Lamps:	
Cigar Lighter	E65
Clock (Console)	F62
Gage Cluster	F69, 70
Headlamp Switch	F64
Heater Controls	G67
Main Cluster	E, F, G, H, J71
Radio	E68
W/S Wiper-Washer Switches	F66
Indicator Lamps:	
Alternator	D26
Dual Brake Warning	D20

ZONE LOCATION

Heated Back-Lite "On"	J34
High Beam	H100
Hi Water Temp.	D21
Left Turn	F91
Lo Oil Pressure	D21
Parking Brake	F25
Right Turn	F92
Seat Belt	J16
Lights:	
Engine Compt. (Light & Switch)	E7
Back-up L.H.	H102
Back-up R.H.	H104
Grille Lamps (2 Lamps)	J97
Glove Box	F44
Dome	D57
Headlights	H98, 99
PRND2L	H96
License Plate	H103
Luggage Compartment (Light & Switch)	D59
Map (Light & Switch)	E45
Parking	H92, 94
Rear (Tail, Stop & Turn) (4 Lamps)	H101, 102, 105
Side Marker—Front (2 Lamps)	J93, 95
Rear (2 Lamps)	J103
Instr. Panel Ctsy. (2 Lamps)	D44 & E54
Motors:	
Air Conditioner or Heater Blower	H78
Convertible Top	J35
Power Windows	
L.H. Front Door	J36
R.H. Front Door	J37
R.H. Rear Quarter	J39
L.H. Rear Quarter	J38
Starting	C14
Windshield Washer	H86
Windshield Wiper	J84
Senders:	
Fuel Gage	H28
Oil Pressure Gage	H23
Water Temperature Gage	H21
Solenoids:	
Seat Back Latch	J41, 42
Throttle Position	K6
Emission Vacuum	K8
Relays:	
Starting Motor	B9

ZONE LOCATION

Power Window Safety	B36
Heated Backlite	F34
Seat Back Latch	E42
Headlamp On	F54
Speed Sensor (Emission Control)	J15
Spark Control Unit (Emission Control)	K13
Switches:	
Ambient Temp. Sensor (Emission Control)	G15
Air Conditioner Control	E81
Air Conditioner Iceing	F81
Air Conditioner Blower & Clutch	D78
Back-up Light	D103, D104
Door Jamb Courtesy Light—Front R.H.	B, C41
L.H.	D56
Dual Brake Warning	H19
Emergency Warning	C95
Glove Box Lamp	H45
Headlight Dimmer	D100
Heated Back-Lite	D34
Heater Blower	D77
Ignition	C, D, E18
Light (Headlamp)	C52
Low Oil Pressure	H22
Parking Brake	J25
Power Window Master & L.H. Front	D36, 37, 38, 39
R.H. Front Door	H37
L.H. Rear Quarter	H38
R.H. Rear Quarter	H39
Stop Light	D98
Hi Water Temp.	H21
Turn Signal	C94
Key Reminder	G51
Windshield Wiper 2-Speed & Washer	D83
Windshield Wiper Intermittent & Washer	C87
Convertible Top	F35
"Park"-Neutral Start (Auto Trans. Only)	F14
Eng. Compt. Lamp	E7
Seat Belt Warning Time Delay Switch	H16
Map (Switch & Lamp)	E44
Luggage Compt. (Switch & Lamp)	D59
Eng. Compt. (Switch & Lamp)	E7
Horn	D74
Transmission (Emission Control)	K11



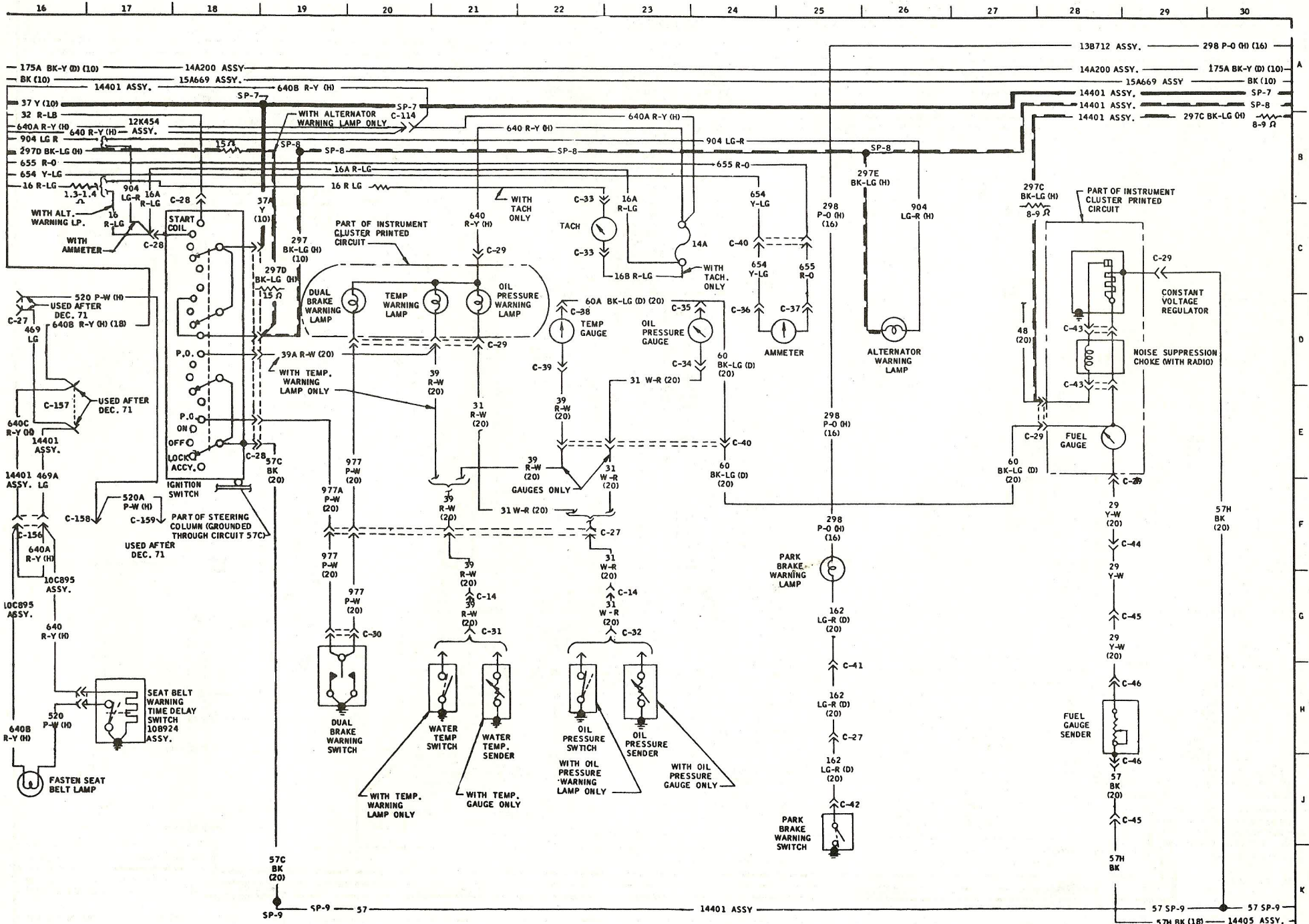
* CIRCUIT 38 BK-O, ALTERNATOR OUTPUT
 10 GAUGE WITH 38 OR 42 AMP ALTERNATORS
 8 GAUGE WITH 55 OR 61 AMP ALTERNATORS
 8 GAUGE WITH AMMETER WITH ANY ALTERNATORS
 ○ CIRCUIT 38A BK-O, FUSE-LINK
 16 GAUGE WITH 38 OR 42 AMP ALTERNATORS
 14 GAUGE WITH 55 OR 61 AMP ALTERNATORS

CIRCUIT "4" USED WITH ALTERNATOR WARNING LAMP, NOT USED WITH AMMETER

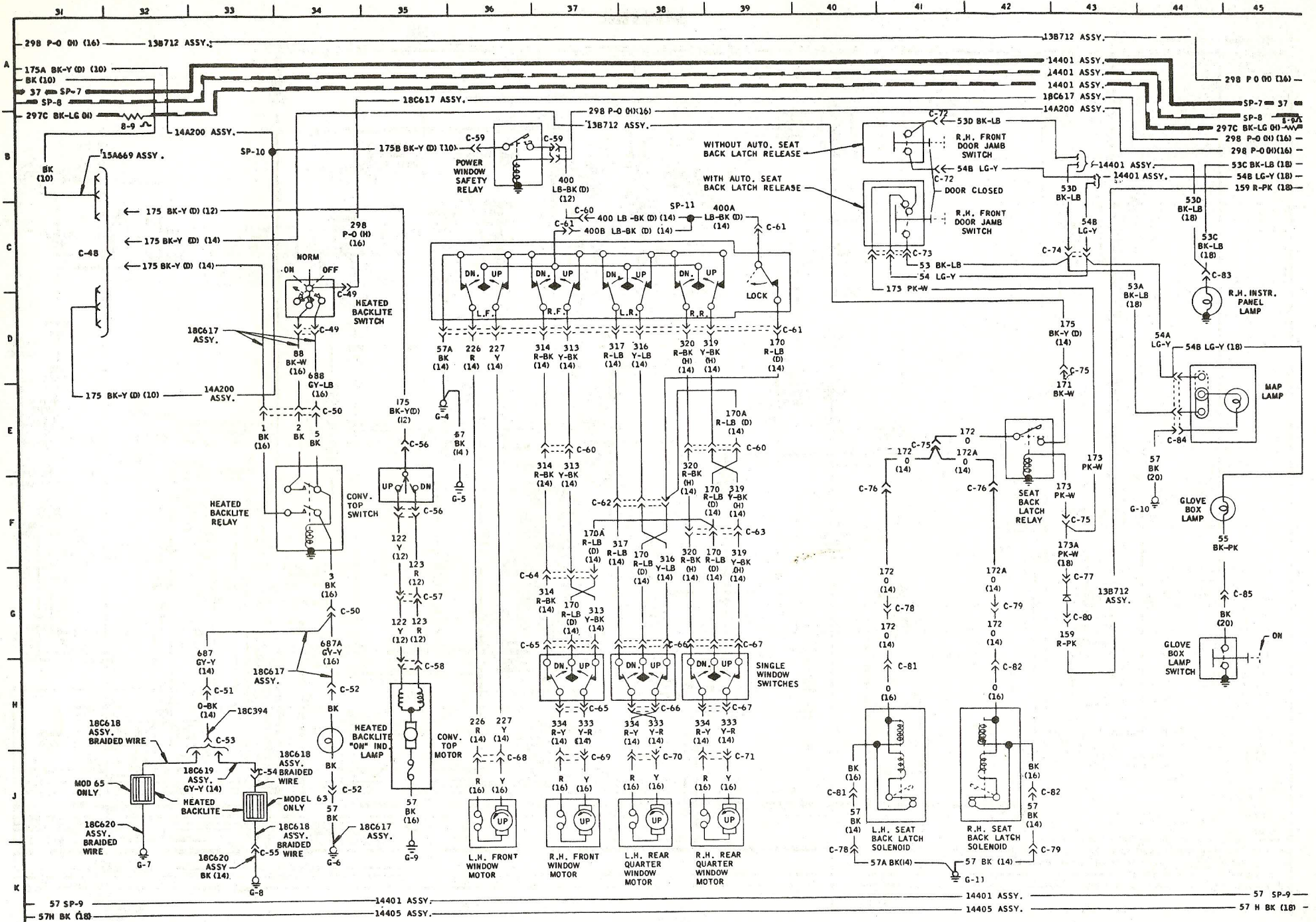
VEHICLES WITH AMMETER (904 CIRCUIT)

VEHICLES W/O AMMETER (904 CIRCUIT)

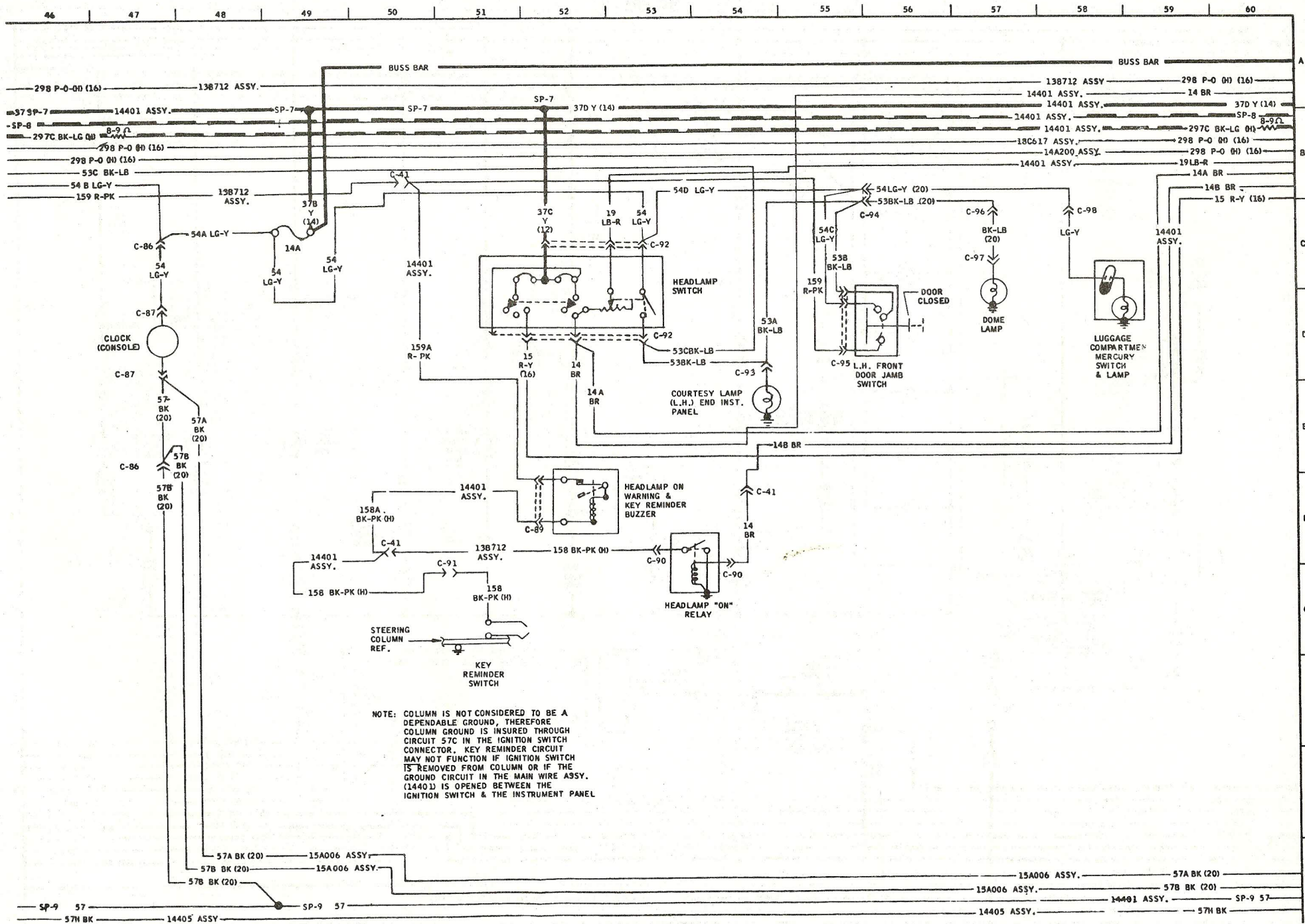
1972 MUSTANG



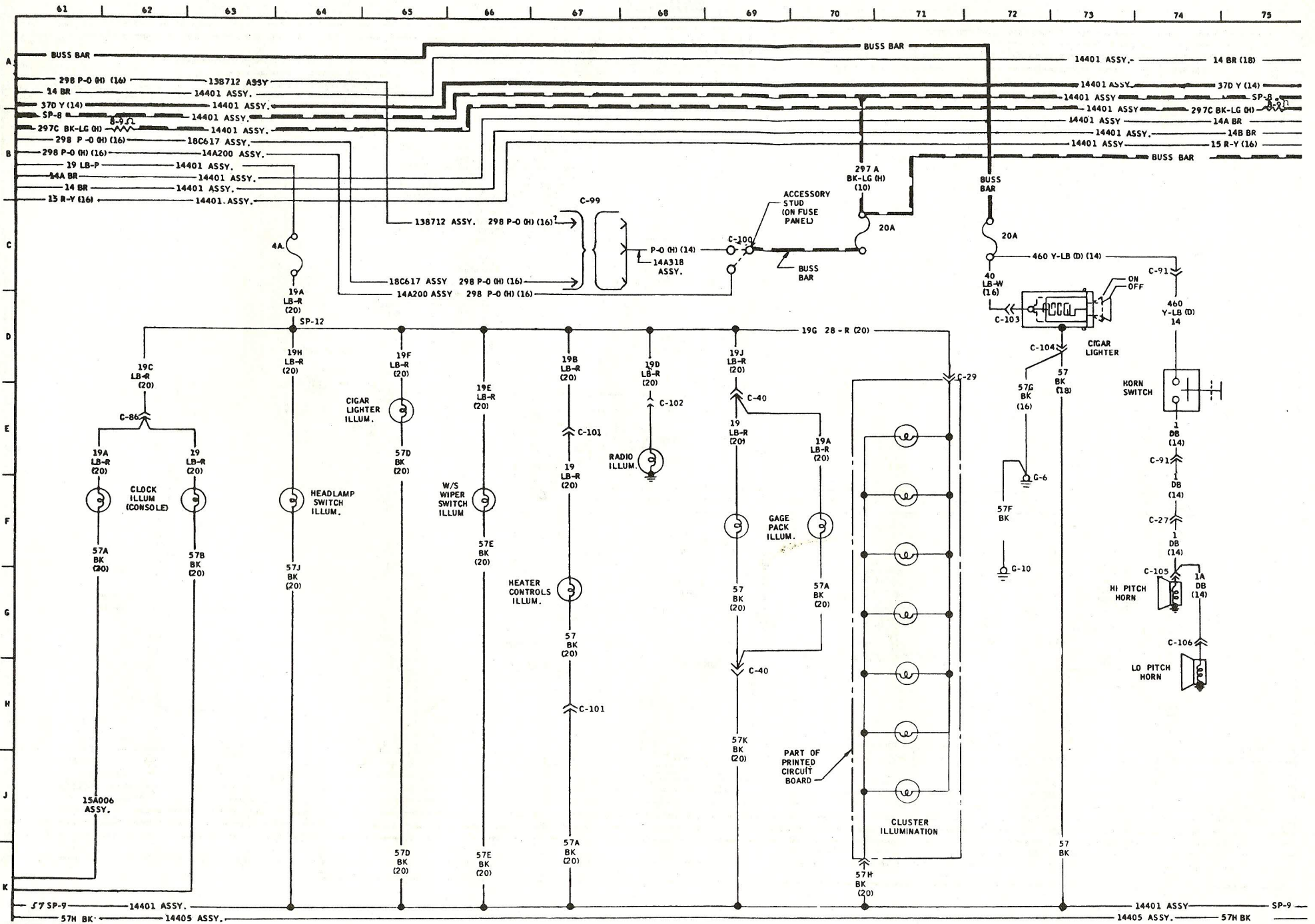
1972 MUSTANG



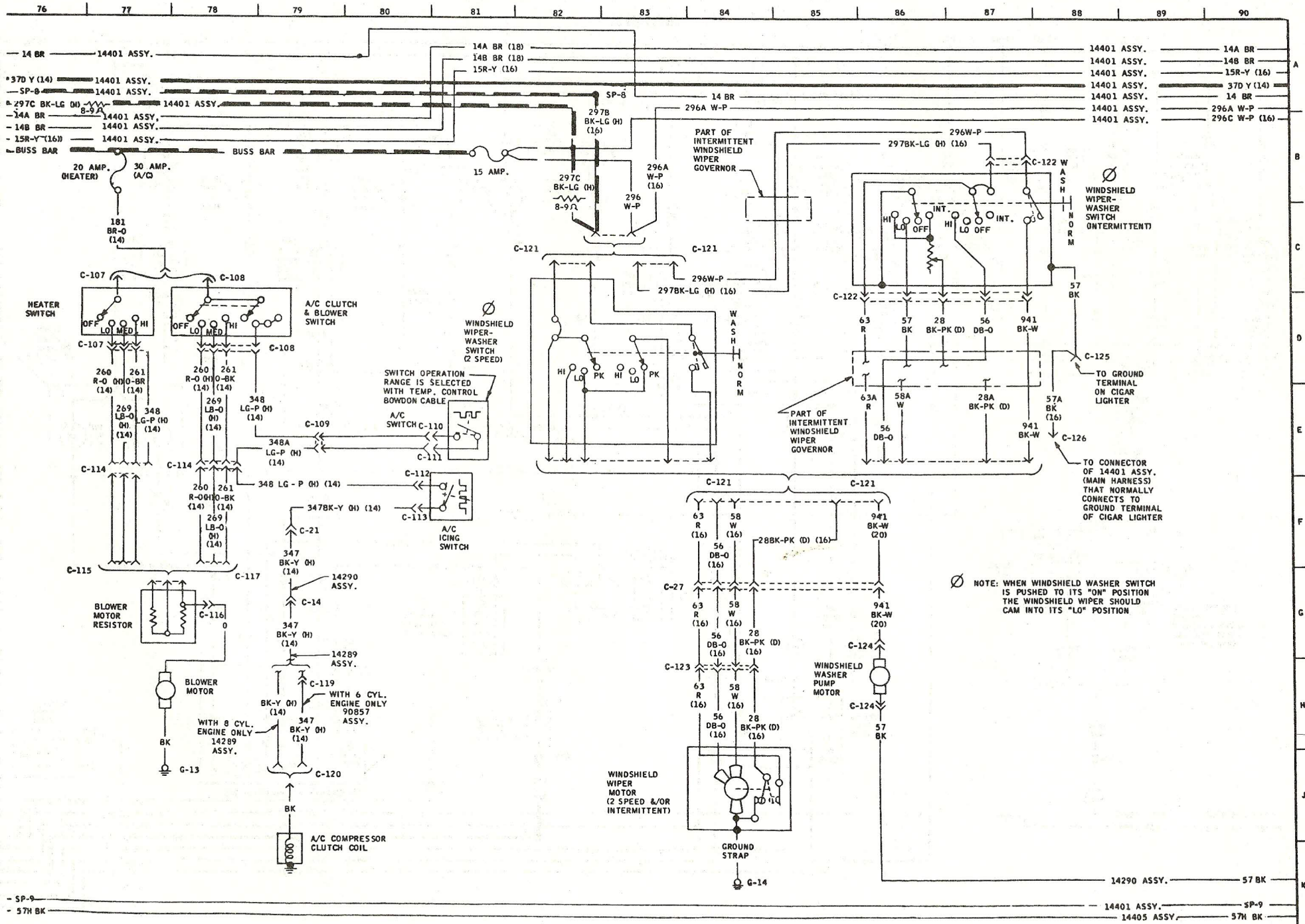
1972 MUSTANG



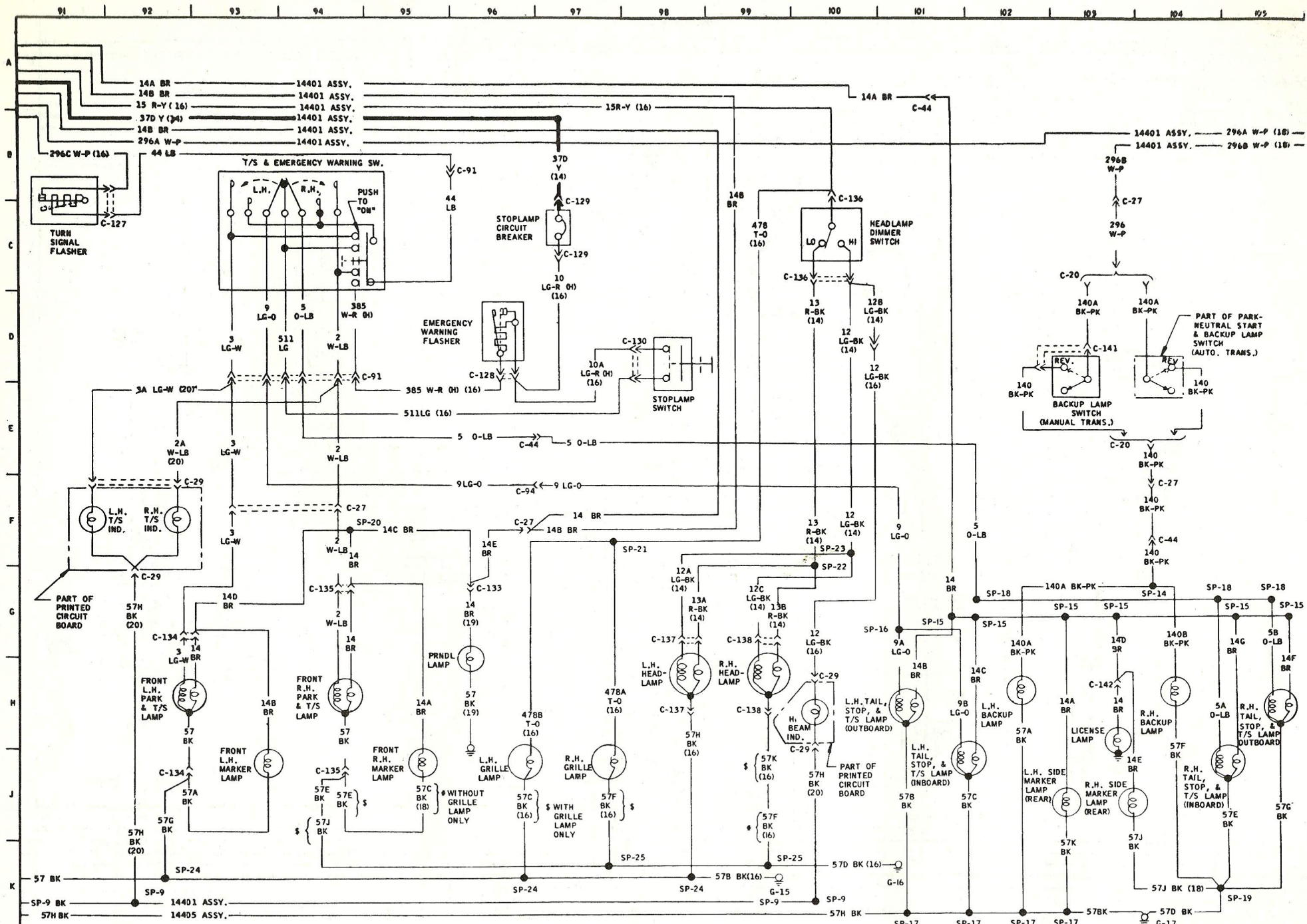
1972 MUSTANG



1972 MUSTANG



1972 MUSTANG



1972 MUSTANG