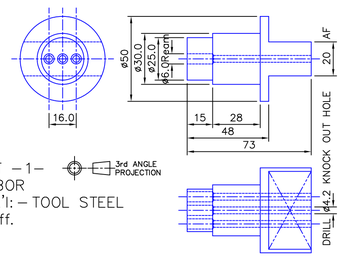

DET – 1 – 3rd ANGLE PROJECTION
ARBOR
Mat'l: – TOOL STEEL
1 Off.

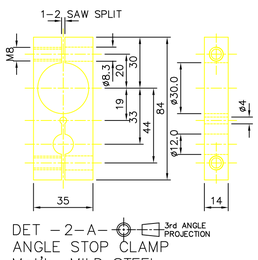

DET – 2 – A – 3rd ANGLE PROJECTION
STOP PLATE CLAMP
Mat'l: – MILD STEEL
1 Off.

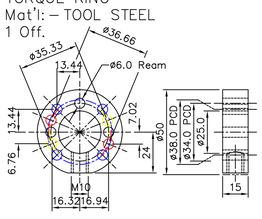

DET – 3 – 3rd ANGLE PROJECTION
TORQUE RING
Mat'l: – TOOL STEEL
1 Off.

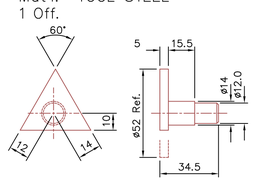

DET – 4 – R – 3rd ANGLE PROJECTION
STOP PLATE RIGHT HAND
Mat'l: – TOOL STEEL
1 Off.

OPTIONAL
DET – 4 – L – 3rd ANGLE PROJECTION
STOP PLATE LEFT HAND
Mat'l: – TOOL STEEL
1 Off.

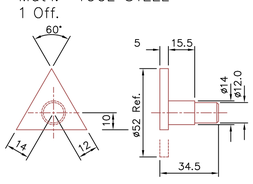

DET – 8 – 3rd ANGLE PROJECTION
BASIC FORMING PIN
Mat'l: – ø6.0 SILVER STEEL
4 Off. H&T

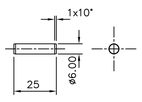

DET – 9 – ?? – 3rd ANGLE PROJECTION
SMALL FORMING PIN
Mat'l: – SILVER STEEL H&T
1 Off. PER SIZE REQUIRED

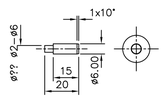

DET – 5 – 3rd ANGLE PROJECTION
ANGLE STOP
Mat'l: – TOOL STEEL
1 Off.

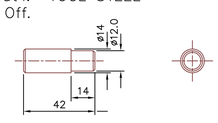

INNER ROLLER DIAMETER = INSIDE BEND RADx2
LESS ALLOWANCE FOR SPRING BACK.
DET – 10 – ?? – 3rd ANGLE PROJECTION
FORMING ROLLER
Mat'l: – SILVER STEEL H&T
1 Off. PER SIZE REQUIRED

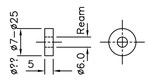

OUTER ROLLER DIAMETER = ø34 or ø38 MINUS
THE INNER ROLLER ø AND TWICE THE WIRE DIAMETER

DET – 7 – ?? – 3rd ANGLE PROJECTION
TUBE FORMING ROLLS
Mat'l: – SILVER STEEL H&T
1 Off. PER SIZE REQUIRED

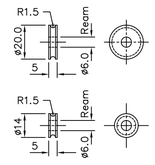

DET – 6 – 3rd ANGLE PROJECTION
LEVER
Mat'l: – EN8 (HIGH TENSILE)
1 Off.

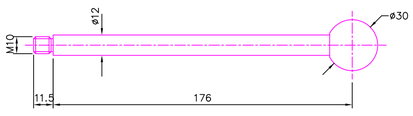

ANY SUITABLE MACHINE KNOB, LENGTH IS REFERENCE.

NOTES:
ALL DIMENSIONS ARE UNTOLLERANCED – MAKE ALLOWANCE FOR LIMITS & FITS
WHERE "TOOLSTEEL" IS SPECIFIED = ANY HIGH TENSILE STEEL
MILD STEEL WILL WORK BUT NOT AS DURABLE.

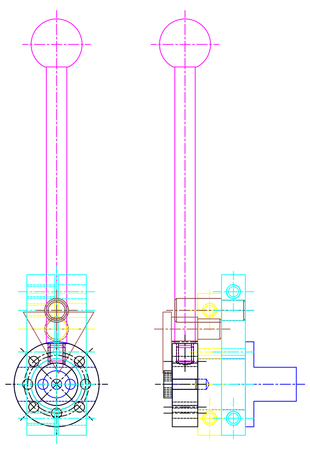

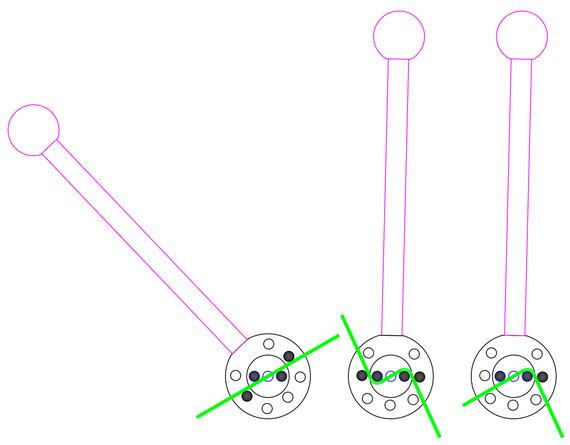

GENERAL PURPOSE BENDING
SINGLE OR DOUBLE PARALELL BENDS

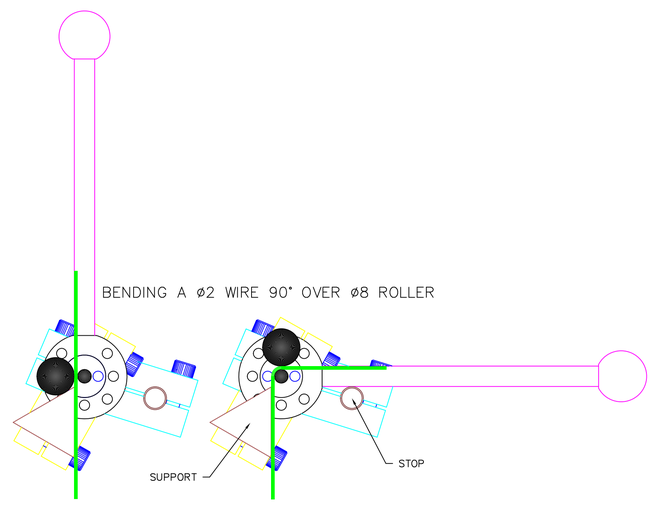

BENDING A ø2 WIRE 90° OVER ø8 ROLLER

SPECIFIC RADIUS BENDING

● = CHANGEPART FORMING PIN / ROLLER

STOPS ARE FOR "PRODUCTION" RUNS