

# Soft Secrets<sup>®</sup>

Soft Secrets is published six times a year by Discover Publisher BV Netherlands - Issue 1 - 2005



## Santa Maria

A True Champion!

## Cytral

Love it or leave it

## Water Hash

DIY!

## South African grower

Reveals all

Dutch weed pioneer Kees Hoekert  
Underworld: Midnight Express  
UK shop reviews  
Grow with Jorge Cervantes  
Reader's photos  
And much, much more...

Santa Maria



# Welcome



**www.hesi.nl**



**topplants@hotmail.com**



[www.ikon-international.com](http://www.ikon-international.com)

**Hesi plantenvoeding Voltastr.19 6372CK Landgraaf Nederland  
tel 0031455690420 fax 0031455690421 email hesi@home.nl**



# The Duchess and the Dope

Like so much about life in the UK, the accident of birth still counts for much when gauging the degree of liberty afforded its citizens. Even the growing of dope, it seems.

Growers and dealers will not get softer sentences despite the Government downgrading the drug, someone described as ‘Reading’s top judge’ recently ruled. Judge Stanley Spence rejected arguments that the reclassification of cannabis from class B to C should reduce sentences as he jailed three men for between seven and a half and four and a half years behind what is believed to be the biggest growing operation ever discovered in Britain.

Police found 10,000 plants growing in a hydroponics set-up at the Belscott industrial estate in Finchampstead in April. Drawing on the hackneyed and discredited ‘Gateway Drug’ argument, Judge Spence decided “considerable harm was intended by the release of this drug on the market.”

“There are different views but one fairly consistent view is that nobody starts on drugs without starting on cannabis. ‘That might not be strictly accurate but it certainly leads a lot of people on to hard drugs.”

Too bad that the convicted men did not have a bit of blue blood flowing through their veins. The same month, Duchess of Northumberland was given permission to grow not just cannabis, but opium poppies, magic mushrooms, tobacco and the coca plant in her world-famous Alnwick Garden.

The Home Office approved a licence for the garden’s charity to grow the plants for educational purposes. They will be grown alongside more than 50 dangerous plants such as the foxglove in the country’s largest public poison garden.

The Duchess of Northumberland, a trustee of the Alnwick Garden Trust, said: “The garden is more than the development of a beautiful place or a regenerative tourism venue. Drugs are a major concern across the country and an emotive issue. The poison garden will offer a new avenue, outside the classroom, to get people talking about the misuse of drugs - most of which grow in nature.

We think it’s a wonderful initiative and one we hope will be copied all over the country. Anything that re-emphasises the wider botanical context of our popular drugs is to be welcomed. Perhaps with greater knowledge we can come to some sort of agreement that these beautiful and innocent flora are not deserving of a multi-billion dollar war being waged against them.

As Alnwick Garden’s learning development manager put it: “The subject of drugs, alcohol, tobacco and medicines, and their use are very emotive ones. The poison garden provides an innovative opportunity for us to deliver, in a relaxed atmosphere, simple information on drugs and drugs issues to a section of the general public that can be hard to reach.”

Before you get out your Routeplanner, note that visitors to the walled garden will be escorted by marshals.

Table of contents

From the editor	3
Page 3 girl	3
Dear Soft Secrets	5
Product Flash	13
Champions: Santa Maria	17
New! Column Lazystrain	18
Weckels: Cytral	21
Column Joe Kane	23
Growing for Dummies 7	25
Grow with Jorge Cervantes	29
Weckels: Kees Hoekert	31
Underworld	38
Shop reviews UK	41
International growers	43
Column Fraser Clark	46
DIY : Water Hash	47
Shop reviews UK II	49
Poster	50
Indoor & outdoor grow	53
Trimmed for you	55
Comic: The Z-Men	64
Colofon	70
Index of ads	70

Tony Blair meanwhile showed in the November Queen’s Speech that he was still intoxicated on the old ‘terror-and-drugs’ cocktail and is determined to use this artificially-twinned arena as a battleground for the general election.

He wants new powers to compulsorily test those arrested for minor crimes and allow police to prosecute users for possession even if the only drugs found on them are in the bloodstream. Laws that allow the closure of crack dens will be extended to enable councils to evict tenants who allow their properties to be used for even casual drug use.

We can only hope the Duchess does not live in a council house and so does not run the risk of being evicted for the activities of anyone who manages to slip away from the marshals of Alnwick. On top of the banning of fox hunting, that would be too cruel a blow to a worthy educational project.

While we wait for someone to please put Blair on the guest list, good luck with your own poison gardens!

Jules Marshall

# Page 3 Girl

## N.Y.C. Diesel

**Specifics:** The N.Y.C Diesel has its roots in the Big Apple. This cannabis tastes and smells like ripe red grapefruits, once you touch the fresh buds you can’t smell the other strains in your room or garden. N.Y.C Diesel will leave you an exotic taste, an exotic smell and an exotic high.

Genetics: Mexican Sativa - Afgani  
Flowering time: 10 weeks  
Yield: 25 grams



Photo: [www.somaseeds.nl](http://www.somaseeds.nl)

*Looking for Quality?*



World Wide Certified





PoBox 17250, 1001 JG, Amsterdam, Holland or E-mail [SSUK@softsecrets.nl](mailto:SSUK@softsecrets.nl)

# Dear Soft Secrets



## Aright Soft Secrets,

The plants in the photos are all White Russian clones, and I'm also growing some Jack Herer from seeds now. Since I started growing, about 2 years ago, I never seem to get round to much, although I do have the endless task of smoking lots of weed. Enjoy the pics!

Simon, West Yorkshire

*Fat nugs Simon, that will yield a decent harvest. Still, try to maximize the space of your growroom. You're wasting space that could be filled with buds. Or do you need the space for other activities, ey?*

## Dear Soft Secrets,

Thanks for a great read and all the nasty breasts. Here's some more breasts, the big plant is Silver Pearl, from seed. It's been in veg outside all summer. My missus wouldn't get her tits out, it was too cold. JB, Nottingham



*So what do you call this, if she's isn't topless?*



Bong Man, Amsterdam



## Dear Soft Secrets,

Please find enclosed a pic of a Great White grown in soil under a 250w HPS with a week or so to go. Recently been introduced to your mag and have not been able to put it down. Keep up the great work, respect to you all! Yours, Jedd

*Jedd, beautiful buds but not a whole lot of them. Give your plants a little more time in vegetation so they have the time to grow some branches.*



## Dear Soft Secrets,

Hope you like my 1st attempt, they are from Dutch Passion and are Blueberry, the small one is White Widow.

Craig, Bristol

*Haha, let's say you totally lost control of this Sativa girl. Try removing the headshoot of the plant next time, to keep the plant smaller but wider. Big plants don't yield necessarily more, it's all about getting as much light to the plant as possible.*



From Noel, East Sussex

*Wicked buds your growing there Noel, but you have a slight calium deficiency so you might want to higher the dose of nutrients a little. Also, use some white foil on your walls to reflect the light even better.*



Just a quick one. On the left you've got Master Kush and on the right you've got White Rhino. The Rhino's a top smoke, hope you send me some nice seeds for my next crop! Danny, Lancashire

*Danny, what can we say? The buds look fat and juicy, still there's a lot of nutrients left in those leaves, as you can tell by the dark green colour. Next time, stop feeding your plants 1 week before harvest, and let them suck all nutrients out of the leaves. It'll increase your crop and certainly increase the potency of your buds.*

## Attention Guerilla Growers!

**Fancy a FREE packet of High Quality Seeds? Feeling up to growing Master Kush, Holland's Hope, White Widow, Olé 47, BlueBerries, Sensi Star, Jack Herer or Neville's Haze? Yes? Then send us a picture of your garden, and we'll send you the seeds. And should your garden pic contain a visible copy of Soft Secrets, we'll send you 2 HQS packs of choice. Wait, there's more! If your garden should happen to feature your topless girlfriend or wife, you even get 3 packs, of prime Black Label stock! (They don't have to show their faces.) Don't have a wife or girlfriend? Your dog is fine too (no cats!), but that's 3 HQS packs, not Black Label. Send all entries to Soft Secrets, PO Box 17250, 1001 JG, Amsterdam, Holland, or e-mail them to [SSUK@softsecrets.nl](mailto:SSUK@softsecrets.nl)**

**NOTE: Naturally, all entries are handled with the utmost discretion. Names, letters and addresses will be destroyed as soon as seeds are sent. We don't publish out of focus pics, and we're not too fond of photos of plants in their vegetative stage, or even worse: young clones. It's fat buds we want to see!**



*Cannabis Seeds*

# NIRVANA

*— a state of happiness —*

## INDOOR STRAINS:

- Afgaan
- AK-48\*\*
- Aurora Indica
- B-52
- Big Bud
- Blue Mystic\*\*
- Bubblelicious\*\*
- Cal. Orange Bud
- Chrystal\*\*
- Citral
- Four Way
- Haze
- Haze 19 x Skunk
- Hindu Kush
- Ice\*\*
- Indoor Mix
- Jock Horror
- K2
- Papaya\*\*
- Master Kush

- Maroc x afgaan
  - Misty\*\*
  - Nirvana Special\*\*
  - Northern Light
  - NL x Big Bud
  - NL x Haze
  - NL x Shiva
  - PPP\*\*
  - Shiva
  - Silver Pearl
  - Skunk #1
  - Skunk Red Hair
  - Skunk Special
  - Snow White\*\*
  - Super Skunk
  - Top 44
  - White Rhino\*\*
  - White Widow\*\*
- \*\* = "White Strains"

## OUTDOOR STRAINS:

- Durban Poison
- Early Bud
- Early Girl
- Early Misty
- Early Special
- Hawaii Maui Wau
- Hawaii x Skunk 1
- Hollands Hope
- KC33 x Master Kush
- Mixed Sativa
- New Purple Power
- Swazi
- Swiss Miss

## 100% FEMALE STRAINS:

- Kaya
- Medusa
- Northern Bright
- PPP
- Snow White
- Super Girl
- Wonder Woman
- Venus



ABSOLUTE ORGANIC



GROWTH SOLUTIONS

### Nirvana - shop

St. Antoniebreestraat 14  
Amsterdam, the Netherlands

### Nirvana - wholesale

Toldwarsstraat 24 winkel  
1073 RR Amsterdam, the Netherlands

Tel. 0031 (0)20 364 0233

Fax. 0031 (0)20 671 3745

Mobile 0031 (0)654951609

info@nirvana.nl

[www.nirvana.nl](http://www.nirvana.nl)





Dear Soft Secrets

Fuckin awesome mag!!... Very helpful! Here is a pic of my favourite buds... maturing nicely. Pot of Gold, using canna vega & canna flora & PK13/14. Just about a week to harvest .... very high yield.... personal use only...of course!! Nige, Herefordshire



Nature at work, plants in the full ground? Nothing else to do but sit back and relax until it's time to harvest... Wonderful!



Hi Soft Secrets, I hope that you enjoy the sight of these lovely mature buds, they have been growing well for the past 46 years. The plant on the other hand is from seeds first obtained in Northern Sumatra in the late 70's taken to and grown in Australia and now being continued here in Europe. They are 3 weeks into flowering having been grown out-doors with a very late start in June. The smoke is light, sweet and easy on the throat with a full body stone, this being the reason I have nursed and moved this strain of plant each time that I have all these years. We enjoy your paper and have already picked-up some tips for growing in European conditions next season. Keep-up the good work. S & J Bourgeoisie

Folks, when you top your plants, you can also use wires to bend the branches for maximum light absorption. We would have tied those branches a little bit closer together, because now it seems like they're using up a lot of growspace and there are no branches in the middle at all.



Dear Soft Secrets,

This is my first attempt, please could you give me some pruning tips? Love the magazine. J & T, Devon

More light! More light! And hang that mylar straight please, it'll reflect the light better.



Dear Soft Secrets, My wife with my K2 plant the night we chopped it down. All in all a good crop for my first attempt and am looking forward to continuing my growing ambitions. Thanks for your magazine, have got loads of good growing tips and advice. A., Herefordshire



Dear Soft Secrets,

These are Afganica and my lovely partner. Not as prosperous as the long hot summer of 2003, but not a bad crop for 2004. No thanks to the thieves (hey look, 3 months later and this is what you could have nicked) Rabbit's, a horse and the wettest weather, but a thanks to Canna and Mother Nature.

L, Hampshire



From a reader in Italy

Dear Soft Secrets,

This years outside grow consisted of 20 plants. The best of the bunch were Biddy Early, Sweet Tooth 3, Blockhead and my own cross of Jack Flash x Blue Shark. During september and october my faithfull hound slept outside protecting my pride. Six months of hard work and paranoia rewarded me with three kilos of the kindest bud and enough small buds for two ounces of bubble hash. The bud shot is Sweet Tooth 3 and the other shows my Jack Flash cross and some Blockhead at the side. Respect to everyone who helps to produce your fine mag. Ben, Kent



We love the bush on the right, it seems to produce a lot of branches full of buds and a perfect shape to allow light to reach the insides of the plant everywhere. Could be a keeper for next year..

Dear Soft Secrets,

I'm a disabled grandmother, whom after stumbling onto your soft secrets magazine decided to have a go at growing, a pain reliever for myself. So I got some info, some seeds, planted them, grew them, harvested them and loved it. The relief from pain has been incredible. I'm not as strong as I once was, with winter coming I have invested a little of my savings in a super Nova and a 400w HPS. Thank you so much for a good magazine. Gladys Grower, Kent



What can one say, perfectly grown and finished and as you can see plants in the full ground stay green until harvest time.



# **Plagron** For natural growth and bloom

## Organic nutrients for maximum results !!!



### Start-Up

A organic nutrient which will produce an unmatched accelerated growing plant in vegetative growth.

### Alga-Bloom

A organic nutrient providing the plant everything for the blooming phase, resulting in a faster heavy flowering plant.



### Phytamin

A organic complete and powerful formulation of hormones and vitamins that only can be derived from sea weed, taking care of the total vitality of the plant.



### Green Sensation (New !!!)

The sensation on the Dutch market! Green Sensation is a bloom booster, to be used in the final 4-6 weeks. It has been exhaustively researched and developed with over 2 years of field testing. Proper use will result in higher yields.



## Exclusive soil/coco mixes for maximum results !!!


Bat mix: Completely pre fertilized, contains sufficient nutrients for the first 8 weeks, enriched with Bat Guano, 100% organic.

Royalty mix: Completely pre fertilized, contains sufficient nutrients for the first 8 weeks, enriched with Worm castings, 100% organic.

Grow mix: Pre fertilized, contains sufficient nutrients for the first 2 weeks.

Light mix: Slightly pre fertilized, contains sufficient nutrients for the first week.

Cocos mix: 100% buffered Coco, Ph between 5,5-6,0 and a guaranteed EC beneath 0,5. RHP Standard.



Bat Guano: 100% Bat Guano

Worm castings: 100% Worm castings

## National Distribution:



Grotech  
Units 20-21 Sadlers Farm  
London Road  
SS13 2HD Basildon (Essex)  
Tel: 01268 799 829  
Fax: 01268 799 829  
[www.grotechonline.co.uk](http://www.grotechonline.co.uk)



Ikon International:  
P.O. box 121  
Warrington  
WA3 6XD  
Tel: 01925 822 503  
Fax: 01925 822 503  
[www.ikon-international.com](http://www.ikon-international.com)



**Dear Soft Secrets,**  
I love your magazine, it's the best weed mag. It would make my day to be involved with your magazine. I grew indoor and outdoors, White Pearl, had 5oz of nice strong dry bud.  
**Nathan, Cardiff**

*Lovely plants, but judging from your largest plants, bigger isn't always better. The lower you go, the smaller the buds become, because your light only penetrates the plant up to a certain height. Sometimes it's better to top your plant, so all buds get sufficient light.*



**Hola Soft Secrets,**  
My last plants of this year. It was the 4th crop organic and free out in the Spanish summer sun and watered from my spring water well. Big kiss,  
**Shap, Spain**

*Large pots are a must when growing outdoors. This will provide all nutrients for the long outdoor growing cycle. Also, large pots contain more moisture and for a longer period, giving you less hassle in case of heatwaves. Small pots have to be watered each day or even twice a day.*



**Dear Soft Secrets,**  
My Big Bud on my very first grow, it is all thanks to you and a friend who helped me to get started, it was your articles on Growing for Dummies

what influenced me. I have a 400w Son T grow lamp. I managed to harvest just over 2oz of very good White Widow. Thank you all at Soft Secrets for a mighty fine read of growing and developing the weed, God bless you all!

made my plants flourish. Here you see one of my Swazi plants in early spring, they really like the coastal sun and heat here in South Africa. I would love to grow with some quality seeds like Nevilles Haze or Jack Herer, we will see how they like the South African coastline.....  
Thanks,  
**Oliver, South Africa**

*Well Oliver, from a South African we expected a little bit more... Jezus H. Christ, even our grandmother in the polder does better than his..!*



**Dear Soft Secrets,**  
I've been growing for about 14 years of my stoned life, although I wish my photography was as good as my cultivation. Well you can't have both ways can you! Many people seem to forget about quality these days, it's more about the quantity. Even I did in the early days. At the end of the day it has to be about quality. I'd rather have 1oz of top quality bud than 10oz of shit Skunk for the same price. Personally, I think it's down to the grade of skunk you start with, and a bit of tender loving care don't go a-miss either! I'm working on stabilising one particular strain at the moment and its called "GEEVA". For all you connoisseurs out there that haven't heard about it, and for the ones that have, (and there are quite a few) you know what it is capable of (bust up!). That's why I've reverted back to bio, purely breeding purposes. Thank You!  
**The Geeva Man**



*That's the right way to go, letting the plant suck up all remaining nutrients from the leaves. Yellow leaves are a good thing at the end of flowering, meaning less nutrients will be found in your buds.*

**Hey,**  
Hope you like the picture, this is my sixth grow each time getting better with the help of your mag. It's my first time using a proper fan 150mm/500m3/hr. Best purchase yet, great results and NO MOULD!  
**Cheers, L&J, Ireland**



*Looks like you want to grow for personal use only.. Well, you better pre-grow your plant for 4 weeks and then top her. This will create wide plants and almost all buds will be right beneath the light. In this way you'll get the most out of one plant.*

**Hey there Soft Secrets.**  
Thank you so much for you newspaper, it is awesome. I have got so many grow tips from it and it has really



**Dear Soft Secrets,**  
Firstly, let me start by saying thank you, as we have learned everything we know from your paper. This is our first attempt at growing, and with your help, we think that we have done ok. These four girls were grown under four 60w disco lamps, in an old water tank cupboard, lined with Actis tri iso 9 loft insulation. We have now invested in a 250w sodium for our next grow. We have enclosed some pics of our babies and the love of my life for you to see. Thank you again for everything and keep up the excellent work that you do. We wouldn't have a clue if it wasn't for your team and your paper.  
Yours with many thanks.  
**Jonn & Mojo, UK**

*Early flowering we presume. Use a ventilator to blow a soft breeze over your plants, to make them grow a fat stem. That girl in the back looks way too skinny, John & Mojo.*



**Dear Soft Secrets,**  
Found a seed in some bud I bought. Stuck it in a pot with another plant on a window ledge. Come spring, I put the mini-bush-to-be in the ground out back of the house to see what would develop. What a sight!  
**Guerilla & the Godess, Kingsburry**

*This bud is catching a cold, turning purple or is it just genetics?*





**Hiya Secret dudes,**  
Here's a pic of me best mate and my Afganni. Grown in pebbles. Me Norhern Lights in the background.  
**Ric , Cumbria**

*Ric, we see a lot of skinny plants, get a decent fan to create some air circulation in your room. Wind is good for the plants, creating thick stems that can support fat buds. Gettit?*



**Hi Soft Secrets**  
Just a few pics of my plants. The 4 small ones are 1 Northern Lights, 1 Pure, 2 Bubblelicious and the 4 flowering ones are 2 Pure and 2 Northern Lights, all grow in soil and Biobizz nutes. Making soil mix myself; compost, worm castings, perlite, vermiclite, and Biobizz premix. I'm using a 400w Harvester light, a Tower fan and a small heater because winter is on his way.  
**Neil, Swansea**

*Great growing Neil! We like the 'Elvis-pressed-me' growing style. Look closely at the leaves, there's a lot of space between the leaves and the buds. Some leaves really stick close to the buds, the problem with this is that not much light can penetrate deep into the plant.*



**Dear Soft Secrets**  
Thought I'd send some pic's of my room. I'm not sure of the variety as when I got the cuttings I was told they could be Master Kush or Peak 19. I'm guessing Peak 19. The photo's were taken at 7 weeks into bloom under 2x 400w sodium's and got 24oz from 3 plants (is that a good amount?). Great paper, wish it was weekly.  
**Stu,England**

*Those buds look ripe to us, it's harvest time, matey! We like your ventilator. It's a powerfull one that is providing an excellent airflow in your garden.*



*Sauce, it looks like you're damaging your plants. Maybe overfertilisation? Anyways, treat your ladies a little better next time around, ey?*



Hello there and thanks for the best read in the canna world bar none! These are a grow of 'Elvis Pressed Me' which I am growing with a few other people for a company - they want grower feedback before they put them on the market. I have some bloody SS mags in the house but forgot to take a pic with the mag in so this will have to do, any tips would be great.  
Cheers and keep up the good work,  
**Scotsman Andy**

*Scotsman Andy, your yield could have been a lot more. You may want to give your plants a longer veg time next time... Let them grow a little bigger, so they can support bigger buds.*



**Hi all,**  
Here's some White Russians. I'm a first-time grower in a simple 400w HPS. I was a bit sceptic about Hydro so I decided to do both organic and hydro. Obviously from the photo, my next crop will be full hydro! All I have read and learnt is from SS UK. Thanks guys! I owe it all to the great team at Soft Secrets.  
**Shan-one, Devon**

*Great white strain, makes us wanna pop some seeds right away.*




**Dear Soft Secrets,**  
Enclosed a photo of the 3 loves of my life! I have been growing for the past 15 years inside and out, I've had my share of good luck and bad luck (getting busted and thieves included). I've often bred with a strain of Egyptian that I bought back fro the Bedouins in the Sinai, but these 2 beauties are my favourite/ They are cross-bred between my best ever indoor plant (female White Widow) and the male was grown from seed brought back from Egypt. The plant on the right yielded upwards of 40oz, taking up one square foot and the smoke leaves you feeling the world is a better

place! The outdoor plants are Egyptian, Early Pearl & Super Skunk cross.  
Thanks, wish we had you in the 80s

**Addicted to weed growing, Kent**



*Some perfectly grown outdoor ganja trees you got there, mate. If you can produce such fat buds in the miserable UK climate, you must be doing something right. Respect from the staff at Soft Secrets, you're a true UK pioneer!*



*Who doesn't like buds like that? We'd like to suggest to grow that strain again, but next time let the plant become a little bigger. From the looks of it, this plant will produce some giant buds. What a joy, folks, what a joy...*





**Hi Soft Secrets,**  
just a few pics of my garden and my lovely ladies (Power Plant). This is my first time growing this wonderful herb . Think your mag is the bomb just got issue 6 today, brilliant. Keep up the good work.  
**Dude Fae, Scotland.**

*We will Dude.*



**Hi**  
My girls  
*You have got to be shitting us on this one...*



**Hello Soft Secrets,**  
I was amazed to see such a well put together paper! Keep it up, you're invaluable. Moved to Bristol from Scotland as Bud doesn't exist there. I got 2 PPP seeds from a friend but only 1 sprouted and blessed with a female. Here she is (30 inch) together with my 1 \_ years old puppy.

*Next time, please focus on the plant, no your puppy, ok mate?*



Hi Here is a photo of 1 of 5 plants white widow i grew outdoors the wife is hiding behind i am sorry to say i went on holls 1 was male i thought i removed but not fast enough need to start again fridge



These are Belladonna, which is very trippy, spidermite resistant and great for adrenalin junkies!  
**P, Northern Ireland**

*Well, we don't know about you, but mostly our adrenaline starts flowing whenever we see spidermites..*

**Dear soft secrets,**  
I have just found out about your magazine, which is a damn shame because I only have a bit of my bush left, but I think you will agree that my girl looks damn good with a small bush! It took me a while to persuade her to get her kit off.

**Olly UK**

*Small bush or big bush: we are all Bushtucker-men and we know how to handle 'em, right?*




**Dear Softies,**  
A pic of Happy Jack, that's the plant not the person. Grown in soil under a 400HPS.I must also say that your mag is the business, there's nothing to touch it for advice and tips. Thanks for everything.



**Hello!**  
One Sensi Star clone, ready to harvest right now? 8 flowering weeks have past. Or what do you think? Best regards!

**Patrik, Sweden**

*We think your plant looks like it is drowning right before your eyes, mate.*



**Dear Soft Secrets,**  
First of all your magazine is great, keep up the good work. These are my 5 ladies, some various mix. It's my first time ever that I grow these beautiful plants and I think they came pretty good. It's a real hard job to take care of them when you start in march. Hope it was worth it.

**Dirk, Friedberg (Germany)**

*Yeah growing on the roof, from the looks u have been collecting leaves from the plants at her final stage? If not then that are very decent outdoorplants because of the few leaves the plant produces big buds can grow from top to bottom*

**Dear Soft Secrets,**  
Find enclosed a picture of our Big Bud plants. All grown in home made hydroponic systems. 12 plants under 2 x 600w in flower stage. Find your magazine very helpful, it's the best grow magazine ever made!

**John, Nottingham**





## International Home Grow Cabinet Exhibition, London, UK Free Entry

The 28th October 2004 saw the opening of a pioneering new home hydroponics exhibition in London, UK. You can find it just outside the £5 congestion zone, at 6 Newington Green Road, Islington, London N1 4RX, and having gained the support of manufacturers and distributors from around the world offers an educational resource service promoting best practice home hydroponics. Featured is the largest collection of home growing cabinets displayed to the public, specialist horticultural lighting, hydroponics systems and more.

Free entry, and staffed by indoor gardeners, the exhibition offers an easy, fresh and tangible approach to hydroponics in the home. Cabinets and systems have been submitted from as far as Australia and North America. The complete collection features over 20 cabinets, of which 12 are on display. All cabinets are currently in production, available in 240V models and can be ordered through the exhibition. Each system in the collection has its own merits, there's a solution to meet the needs and budget of every home hydroponics enthusiast. A visit to the exhibition delightfully provides a source of inspiration and the know-how to start your own indoor garden with confidence. So, are you interested in seeing how easy growing your own fresh organic home produce in 2005 could be?

Free bottle of surprisingly good Hemp Beer to the first 50 Soft Secrets exhibition visitors appearing with this paper!

For a free catalogue, open times or further information telephone 0800 083 3437 or visit [www.getgrowin.co.uk](http://www.getgrowin.co.uk)



### NEW!

The Hydroponic Centre in Derby has a new shop, we wish you good luck guys!  
(Unit 16 - Derby Trading Estate - Stores Road)

### NEW!

In Norfolk a new shop has been opened;  
it's called Greenfield Hydroponics  
(Unit 2a - Middle Brook Way - (romer)

### Congratulations!

We would like to congratulate  
GrowZone in Todmorden with their  
fantastic new shop!  
(85 Halifax Road)

### NEW!

Deva Hydroponics in Northampton is just  
open for a few months, but is already  
famous for the great service!  
(Unit E4 - KG Business Centre - Kingsfield (lose)

### Reminder!

International Highlife Hempfair  
21 - 22 - 23 January 2005  
Jaarbeurs - Utrecht - Holland  
Don't miss it!

### Moved!

Grotech Wholesale in Basildon has moved  
to a bigger premise in Rawreth  
The hydroponic shop stays in Basildon!

### Moved!

Black Rock Hydroponics in St. Leonards on  
Sea has moved to a new premise  
(Unit 6 - Conqueror Industrial Estate - Moorhurst Road)

### NEW!

Pegasus Trading has opened a new  
hydroponic shop in Twickenham  
(Erncroft Works - Twickenham Trading Estate - Rugby Road)

### Distribute!

You've got a shop!  
And want to distribute  
the Soft-Secrets?  
**Give Bart a call on  
0031-651805017**



By Chris Marchand

ssuk@softsecrets.nl

## Quantumhydro presents the Propagation Unit

Crop failed again? Too wet? Too dry? Conditions hard to re-create? Despair no more! Quantumhydro have just released the new 'plug in and play' propagation unit. Whether you are just making clones, going bare root or rockwool blocks, this hassle free unit will make your dreams come true. The 170m high humidity dome is perfect for those larger cuttings. The humidity and the temperature are regulated by the system itself. The water pump runs 24/7, ensuring sufficient circulation of heat and water throughout the system. Clones will root in 14 days. By adjusting the temperature, it is possible to time your crops to suit your own schedule.



For more info check [www.quantumhydro.com](http://www.quantumhydro.com)

## The Smokesmootha



When you stop and think about it smoking herb, tobacco, or both with only a rolled up bit of card as a filter isn't going to be very good for you. Sounds obvious yet most of us still do it, perhaps what we should be doing is trying one of these handy little smoke filters.

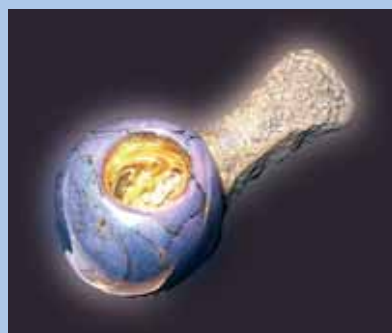
The Smokesmootha is like a little cigarette holder but inside it is

equipped with *genuine* KoolKore technology, designed to trap unwanted particles and tar that would otherwise end up inside you, the smoker. The inner section is easy to clean, which is just as well as it catches an alarming amount of tar and residue that you'll be thankful now isn't in your lungs. Another feature is the universal fitting design, which holds on tight to the joint, allowing you to tap off the ash without fear of losing your spliff no matter what sized roach you've used.

Available from [www.smokesmootha.co.uk](http://www.smokesmootha.co.uk) and [www.the-head-shop.co.uk](http://www.the-head-shop.co.uk)

## Celebration Pipes by DaPiper from WeedCity.Com

Any pipe that can boast pot-smoking legends such as Bob Marley, Fleetwood Mac, Aerosmith (even Woody Harrelson) in its owners club has to be worth a look. These Special Edition pipes are celebrating thirty years of production and feature a 22ct gold-plated bowl to "stun the optical senses". Each pipe is hand crafted in Hawaii from Lavastoneware, a unique ceramic compound textured with real lava rocks and fired to over 2300 degrees Fahrenheit. They come in six variations: Black Coral, Hanalei Blue, Opal, Gold, Platinum and Purple Haze. Each pipe is a unique piece lovingly crafted and as they are special edition each one come with a velvet bag and certificate of authenticity signed and numbered by DaPiper himself. At least you'll know you're amongst good company each time you fire it up.



Available from [www.weedcity.com](http://www.weedcity.com)

## The Propagator

The 10, 20 and 30 plant units have been completely re-tooled. Manufactured with a 3mm polypropylene reinforced with fibre glass, you would have to push it off a 20m drop before any damage happened to it! The improved feeding system requires little maintenance to clean out and restart. Even a 30 planter can be cleaned out in less than a quarter hour.

Growin furniture and Medigrow are just two of the many medicinal manufacturers who use the Quantumhydro Propagation Unit.



Available at all good grow shops.  
[www.quantumhydro.com](http://www.quantumhydro.com)

## The New Range from Quintessential Tips Ltd.

The filter tip is a relatively new addition to the smoking world and yet in a short space of time it has become an indispensable part of every smoker's paraphernalia. No longer do we need to rip Rizla packets apart or scramble around for some ill-fitting improvised piece of card, because a filter tip is perfect every time.

Quintessential have firmly established themselves in the UK as the industry leaders in producing these vital little booklets by ensuring that their tips are of the best quality and the perfect size, width and thickness. The dimension of the perfect tip may be down to personal preference but in our minds Quintessential have it. Back in the old days, before individual tips were easily available, any manor of alternative roach material could find it's way into the end of a joint. The problem is: you never really know what you may be smoking. Printed card, especially the shiny kind, has been proved to be harmful as a filter tip as the high temperatures when smoking cause the chemicals in the card and the ink to heat up and give off unwanted fumes. It may seem like a small thing, but remember: what you inhale is taken directly deep into your lungs without restriction. With Quintessential Tips, you can be sure that no such chemicals are present. All tips are chlorine-free and made from natural recycled paper or pure hemp. After some difficulty finding a mill that would loom Hemp paper, the 100% Pure Hemp Smoking Tips make a welcome return in both individual booklets and the larger Maxi-Pack sized pad. Also new to the range are the Holy Rollers Limited Edition tips. These are the same beloved tips except that dotted throughout the booklet is the odd "holy" tip, printed with a message of wit and wisdom for the roller that should make you smile as you roll your spliff. Don't worry, true to form the message is printed in food grade ink and the tips are chlorine free, of course. "Blessed are the cracked, for they let in the light" is just one we liked. Sadly though, when you have a product this good you attract the attention of imitators, which is exactly what has happened to Quintessential. An unscrupulous company has brought out copies designed to trick you the consumer into thinking they're the real thing. Look out for the name and Lotus logo to make sure you are not being ripped off with inferior copies.



The full range of Quintessential Tips can be found in Tobacconists, Corner Shops, Head Shops and Grow Shops all around the country, or you can call Quintessential on +44 (0)1872 261164 [www.quintessentialtips.com](http://www.quintessentialtips.com)

## The FilterFast filter support

Some innovations in the green industry are so simple both in concept and execution that you have to wonder why they were not thought of sooner. So too with these new FilterFast filter supports. Instead of hanging your old heavy carbon filters on the ceiling, place them firmly and securely on this construction, that can be altered according to height as well as width. The advantages are not hard to imagine: no more damage to ceilings and walls, savings in surface area and the fact that filters on supports are safer than hanging ones. FilterFast supports can also be fixed firmly into the floor if you wish, which is handy for use in large spaces. FilterFast are available in a black finish, zinc plated or bare steel, but the maker tells us that they can also be custom made according to the customer's wishes. Applications to become distributors are still being sought.

For information, call Pieter on +31 (0) 20-493 2753





## The TrimPro and TrimBox



The TrimPro is the latest innovation in labour saving devices for the lazy, or lets face it, commercial grower. After a few hours nobody really likes trimming anymore and getting through an entire crop with a pair of scissors can be a real chore, which is why automatic trimmers have been developed

and the TrimPro is the latest to emerge from Canada. It's basically a fan with a bag attached and a grill. When I say 'basically', it actually comes with a 220v motor and a rotary knife made of tempered steel, so you'll want to keep your fingers out of it. It works by simply running the branches back and forth over the grill while the fan sucks the leaf down and cuts it off, simultaneously. All the leaf is collected in the bag keeping the place tidy and leaf together ready to be made into hash. The TrimBox is a smaller version of the TrimPro designed for the smaller grower but featuring the same quality components. Both machines are quiet and efficient at taking the leaf and leaving the bud in tact, and the only maintenance needed is cleaning the blade as required. Probably not a bad job as it should be covered in resin! A particular feature of the TrimPro is the fact that more than one person can use it at a time. This not only speeds up the process even more, it makes it a social activity. Between two or three people there's no doubt the TrimPro could eat it's way through a hell of a lot of ganja in a very short time. Both machines are made of high quality components and the TrimPro is fitted with an automatic blade breaking system and power shut-off when the lid is being opened, making them safe to operate.

For more information see [www.trimpro.ca](http://www.trimpro.ca)

## Tops come free at the turn of a wrist

It has happened to us all. No matter what you do you just can't get the lid off that jerry can or that big tank (full of nutrient mix, or bloom stimulator or something like that). You've got greasy or sweating hands, or the top was simply screwed on too tight by the manufacturer. Such problems belong to the past with this robust performance key. Every jerry can or tank can now be opened with a single hand twist. The tool makes the man, does it not? With this key you'll really get everything open.



**Info:**  
**Grow shop De Grote Hand.**  
**Tel:** +31 (0) 13 535 1422.  
**Fax:** +31 (0) 13 543 7196.  
**e-mail:** [grotehand@zonnet.nl](mailto:grotehand@zonnet.nl)


## Are those scales in your pocket, or...



With the introduction of the FI (Flip Interactive scale) My Weight has dealt a mighty blow to the competition. With this new product they once more show their leading position in this market. The FI is the world's first pocket weighing scale that has an 'animated display'. With this the scale weighs up to 200 grams and down to exact tenths of a gram, and it is supplied with a handy spoon and pair of tweezers as standard. Add to that its 30-year guarantee and you have a forceful argument to start letting My Weight into your pocket.

**Info:** Kulu Trading. • **Tel:** +31 (0) 35 – 693 2266.  
[www.kulutrading.com](http://www.kulutrading.com).

## Coliseum: colossal yields in small spaces



Talk about the Coliseum being able to double your yields at harvest time are if anything an understatement. In fact since its introduction the Coliseum has far surpassed other growing systems to the extent that tripling or even quadrupling the weight you get off your plants is no illusion. The Coliseum is simple to put together with modules that simply keep stacking on top of each other, as high as your grow space will let you go. Yes, the Coliseum is ultimate system for multiplying the yields you can get from the same number of square meters using the same number of lamps by fourfold. Because the system is built vertically, the space it occupies is more efficiently used. And because it is a closed ring system it has much lower light leakage than the well-known flat (horizontal) growing systems. The system is suitable for various growing mediums such as perlite, vermiculite, hydro granules, mapito, etc. So the user does not have to give up his tried and trusted medium. The Coliseum is the result of years' of research into the most efficient manner of growing by experienced developers from the agricultural world. A five-layer Coliseum is suitable for working with 300 plants. Our experience is that the system shows excellent results when used with perlite. If necessary a Coliseum can be constructed for you in the space of your choice (for a slightly higher price).

**Info:** PK Trading  
**Tel:** +31 (0) 10 280 9878  
**Fax:** +31 (0) 10 280 9875  
[www.pktrading.nl](http://www.pktrading.nl)

## BioMagix from G.H.E



BioMagix is 100% biological root inoculum made up of a mixture of micro-organisms that will act as a living army to protect your plants from attack from fungi and pathogens. A bad case of pythium, fusarium or any other nasty fungi can ravage a beautiful crop in a devastatingly short amount of time. BioMagix acts as

a preventative as well as a cure by gently colonising the root zone with a wide diversity of micro-organisms and bacteria. These tiny defenders grow along and around the roots, creating a protective mycelium or barrier that stops the disease-causing fungi from being able to infect the root. Unable to reproduce and multiply the bad fungi soon dies off and the plant is safe. At the same time the specific mix of bacteria decomposes organic matter and debris converting it into a readily available food source for the plant. BiMagix works well in soil where the living nature of the environment allows it to reproduce itself easily. In hydroponics it can be added directly into the reservoir every four to six weeks but for best results it should be used in conjunction with the BioFiltre. The BioFiltre continuously cleans the water in the reservoir. With the introduction of a few special little foam stars into the filters chamber a breeding ground for the beneficial micro-organisms is created. This allows a colony to establish and reproduce. As the water from the reservoir passes through the filter it becomes infused with the micro-organisms on the stars. This mixture is then delivered directly to the root mass time and time again. By keeping the micro-organisms alive the plant receives continuous protection.

Available from all G.H.E Stockists.  
See [www.eurohydro.com](http://www.eurohydro.com) for the comprehensive list of retailers.

## New VSA

Fastmover has brought out something new again. Here pictured is the very newest VSA. This high-value, quality-VSA has been developed in partnership with TRM Italy. In addition to its attractive, safe design from fire-retarding synthetic material, it is also very easy and quick to fit, and it has no loose cords. There are nice, big screw connectors on it, and a compartment for the cables. There are two varieties: a 400 Watt version and a 600 Watt version. Both can delivered either with or without a fuse.



**Info:** Gavita Nederland • **Tel:** +31 (0) 297 380 450. • [www.fastmover.nl](http://www.fastmover.nl)





**INDOOR GARDEN TRADING**  
INTERNATIONAL

## **Launching I.G.T.**

**FOR SPECTACULAR PRICES, REQUEST OUR CATALOGUE**



*Allow us to introduce ourselves:*

**Indoor Garden trading International**

*As of now we're going to concentrate on our overseas customers. Our wholesaler for Holland, 'Ons Stekje' in Rotterdam has grown explosively over the last two years. We'd like to cater to this increasing demand from abroad with our well-known flexible service and cutting-edge prices. From today your life as an entrepreneur in this field is going to become a lot easier.*

*We proudly present the*  
**CC Automatic Cutter Complete**

*We are the official distributor of the CC Cutter  
a high performance machine which can only be obtained  
through us. For worry-free cutting of your material.  
For more information, please do not hesitate to contact us.*



officieel distributeur:



**[www.indoorgardentradingbv.com](http://www.indoorgardentradingbv.com)**

IGT • Indoor Garden Trading International • Rietbaan 11 • 2908 LP Capelle a/d IJssel • The Netherlands  
Tel: +31 (0) 10 209 9665 • Fax: +31 (0) 10 209 7309 • E-mail: [info@indoorgardentradingbv.com](mailto:info@indoorgardentradingbv.com)



# THE SENSI SEED BANK®

THE FIRST SEED- AND GROWSHOP IN HOLLAND ▶ ESTABLISHED IN 1985



Get the Best! Buy Original!

## Seeds, the most important investment you're going to make.

The Sensi Seed Bank is the producer of original seeds like: Northern Lights®, Jack Herer®, Big Bud®, Shiva-Shanti®, Super Skunk®, etc.

### BEWARE OF AMATEUR IMITATIONS!

### BUY ORIGINAL, BUY SENSI SEEDS.

Sensi Seeds strains are established and have been highly recommended over and over by leading cannabis cultivators around the world.

"Best Seed Company" High Times  
"Best of Double Blind Test" High Life



Order online at:  
[www.sensiseeds.com](http://www.sensiseeds.com)



Live plants of top Dutch cannabis varieties are on display in our Amsterdam showroom.



Northern Lights®



Jack Herer®



Big Bud®



## The Sensi Seed Bank Catalogue

104 pages of full colour information on your favourite plant

• Beautiful bud photo's and clear descriptions with harvest times and yield data • Grow room equipment and supplies • Books, a wide range from growing guides to cultural history • Video's, from step-by-step guides to Cannabis-entertainment

- Cannabis lifestyle products
- Smoking accessories
- Lots of practical information on growing, different grow systems and how to get the best results from using Sensi Seeds • Special booklet on Industrial Hemp included • Available in these 6 languages: English, Dutch, Spanish, German, French and Italian



The catalogue is on sale for € 2.50 in all our shops and at your local official Sensi Seeds dealer.

### Ordering the Sensi Seed Bank Catalogue by mail



You can order your own copy of the catalogue now. Send a € 5,- bill together with this coupon to:  
The Sensi Seed Bank,  
PO Box 1771, 3000 BT Rotterdam, The Netherlands

Initials:*	Postal Code:*
Surname:*	City:*
Address:*	Country:*
No.:*	E-mail:*

Please choose your language:

<input type="checkbox"/> NL 84100	<input type="checkbox"/> GB 84200	<input type="checkbox"/> D 84300	<input type="checkbox"/> F 84400	<input type="checkbox"/> E 84500	<input type="checkbox"/> I 84600
--------------------------------------	--------------------------------------	-------------------------------------	-------------------------------------	-------------------------------------	-------------------------------------

\*Please print details very clearly and correct to ensure swift handling.

Order now and not only will you receive The Sensi Seed Bank Catalogue but for one whole year you will get free updates through our special Sensi Seed Bank Newsletter about new strains, grow room equipment, books, videos and much more.

**Plus you will receive a surprise gift with your order.**

The Sensi Seed Bank, Oudezijds Achterburgwal 150 Amsterdam  
Tel. +31 (0)20-624 03 86. Next to the 'Hash Marihuana & Hemp Museum'.

The Sensi Seed Bank, Nieuwendijk 26 Amsterdam. Tel. +31 (0)20-423 48 20  
The Sensi Seed Bank, Henegouwerlaan 73 Rotterdam. Tel. +31 (0)10-476 32 52

Website: [www.sensiseeds.com](http://www.sensiseeds.com) E-mail: [info@sensiseeds.com](mailto:info@sensiseeds.com)




## Highlife Cup Winners:

# Santa Maria from Het Hennep Huis

You do not have to look far for the reason behind the popularity of Het Hennep Huis ('The Hemp House') grow shop in the Dutch town of Apeldoorn. In an industry that has become dominated by rather rough geezers, Rein and Maureen, the lovely couple that run this business, stand out as an exception. In the Highlife Cup of 2002 Het Hennep Huis landed in the prizes with a Santa Maria water hash, and in the Haarlem Weed Festival of the same year they were at it again, that time with a K2 hash.

During the Highlife Hemp Fair 2004 the cameras were working overtime when the radiantly happy and photogenic couple took first prize for a particularly successful Santa Maria, the first (!!!) growing product ever submitted by the green-fingered pair of growers. The soft secret behind this cup-winning super plant is finally revealed....

By John Sennema



*Santa Maria at her loveliest: a week before the harvest*

**There are even those that have broken through the 'light barrier', and manage a haul for us of an exceptional 800 (count 'em: eight hundred!) grams under a single 600 Watt lamp.**

The origin of the Santa Maria variety is intriguing; many claim that the plant is a hybrid they grew themselves; others swear with great certainty that a few clones of Santa were 'liberated' by a former chief editor of Highlife magazine during an interview with members of the Santo Daime church, a Brazilian religious order that had developed the variety in its circle and who use it during their services – to the

greater glory of the Creator of Heaven and Earth.

Whatever the truth might be, Santa Maria has gone on to become a regular offering on the menus of Dutch coffee shops. And how could it be otherwise? It is a variety with a wonderful, sweet taste that delivers a sublime high, and – not unimportantly – large yields are possible from it. Combined, these traits

have served to light the blue touch paper on its spread as a popular and economically rewarding grow.

Here are a few growing 'secrets' from Het Hennep Huis that are usually just handed out to customers in a photocopied flyer:

**When watering always use lukewarm water**

**Maintain regularity with your watering, and only give the plants water during the light period**



*Santa Maria reaches puberty: glorious gland hairs*

**Begin with a full week's growth**

**Hang the lamps as close as possible to the plants, but place the fan(s) so close that the heat given off by them is optimally dispersed**

**Fix nets to support the weight of the super heavy buds**

**Make sure during the bloom that the temperature remains between 20 and 28 degrees Celsius**

**The air moisture content must be below 40% for the last three weeks**

**Only give the plants pure water for the last three weeks of the bloom period**

That last point is very important, as Rein knows. "It is this that ensures the lovely sweet taste, but you will also see in the last couple of weeks that the buds swell up explosively and become massive and hard."

With the Santa-method à la Het Hennep Huis the plants will, thanks to the relatively long growing period, reach a good 70 to 80 cm in height. They are standing in 16 square pots of 25x25 cm (precisely one square meter) under a 600 Watt lamp. Each plant has one huge head bud and around six slightly less huge side buds, which poke through

a net fixed to keep them in place, and measure between 50 and 70 cms in height (as measured from the soil). The soil is replaced after each crop Rein raises in order to minimise the risk of complications.

That the winning entry from Het Hennep Huis is the result of a first growing attempt, that also delivered 500 grams or so under a single 600 Watt lamp, will strike many as outlandish. Rein does not dwell on it. "Of course, it was someone with an aptitude for growing. But that it



*Baby Santa: a model clone full of promise*

produced such amazing results is down to the fact that he followed our instructions to the letter."

The crossbar has certainly been well and truly raised in Apeldoorn. There are even a few growers that break through the 'light barrier', as another (very experienced) customer proved when he managed an exceptional 800 (count 'em: eight hundred!) grams under a single 600 Watt lamp. But that was an extreme exception, declares Rein, who would rather avoid raising any over-inflated expectations among his customers. And why should he, when the reality is spectacular enough? Rein: "Over the years we have developed a cast iron growing plan, and in combination with our own bio-nutrient line HHH (yes, it stands for: Het Hennep Huis, ed.) and soil from THC Tiel, we've found that you shouldn't settle for anything less than 500 grams under a 600 Watter."

HHH (pronounced 'HaHaHa' in Dutch) also stands for laughing, and that is what the customers of Het Hennep Huis will certainly be doing when they gather in their harvest...

**Het Hennep Huis**  
Koperweg 42  
7335 DT Apeldoorn  
Tel +31 (0)55-5348453  
[www.hethennephuis.nl](http://www.hethennephuis.nl)



# Herbal Aversions

By LazyStrain

In several societies cannabis use is tolerated (even normalised) by the mainstream. In others, cannabis is averted (sometimes alienated). Within many societies however, the consumption of cannabis is condemned (often punished). Not surprisingly, where cannabis use is tolerated wild plants proliferate the surrounding landscape. Where cannabis is averted cultivation is common. Whereas within areas where cannabis plants are outlawed their numbers are relatively low.

Much in the same way as voters support a president; about whose existence they are uncertain, pot smokers recognise that herbal aversions are misguided. In many sub-cultures within the U.K., recreational cannabis use has become normalised. Many people preferring to 'roll another one' in the comfort of their own home. Whether this makes us less sociable as human beings is questionable. Many network communities now revolve around shared 'herbal associations'. Likewise as Internet forums develop here and there, growers and smokers swap knowledge with one another in real time across cyberspace. These people share a common ethos. Culturally they hold a preference toward cannabis.

A cultural preference towards the genus cannabis usually arises when cannabis plants appear as native to a particular environment. Cultural aversions however arrive when cannabis sets root in non-native soils. This further creates an air of hostility, in the form of hatred. Cultural aversions towards cannabis therefore stem from unfamiliarity or a lack of knowledge. For many, the consumption of cannabis reflects a cultural preference; much like; smoking cigarettes, or drinking beer, practising religion, or cutting ones hair. Regardless of our personal opinion, it is therefore important that we firstly acknowledge the fact that cannabis use within the United Kingdom now constitutes a cultural practice performed by thousands (if not millions) on a regular basis.

Secondly, it is all too evident that government agencies are designed to restrict the range of options that can be tailored to meet the specific needs of people. The best example of this is the nihilistic attitude that both the National Health Service and Social Services adopt towards MS (Multiple sclerosis) sufferers. Rather than seeking to reduce the pressures that consumer's face, the present government chooses to penalise suppliers and cultivators with heavier fines. This in turn inflates market prices by creating a series of 'cannabis droughts' across the United Kingdom. The government therefore supports a false economy by inhibiting levels of production. This kind of logic is further emphasised by a heavy-handed approach towards self-sufficient growers that produce cannabis for themselves (and their friends).

Thirdly, it would appear that many of the present myths surrounding recreational cannabis use serve the interests of non-users; mostly people whose civil sense of authority far outweighs their sense of reason. Even the police force (bless their cotton socks) are unable to distinguish between those that do and those that don't smoke or deal in pot. Ironically, many of the old 'Cheech and Chong' stereotypes still persist. Not to mention those who think every ganja smokers descend from a long line of Rastafarian or Hippie type stoners. Ok, these people do exist. These days however,

what with cyberspace and globalisation, your average stoner is more likely to be a cyber-punk or capitalist entrepreneur.

Observation would suggest that people develop cultural preferences through interaction- through freedom and choice. Some people choose to use cannabis. Others don't! Within a society where the common peoples interests are all too often discredited, it is important that we depict a clear picture of cannabis and its use. The only way to defeat misrepresentation is through education. However until the time that literature concerning cannabis is freely available in public libraries (and treated with no more discrimination than books about tomatoes, squashes and chillies) it is our role to dispel society's pariahs. As conscious consumers, we must appeal to the better nature of those around us, while educating others. We must explain that herbal aversions, of any description, are ill founded.

Ok, so you will no-doubt always get funny looks when buying Perlite in winter (that is unless you have a mindful grow-store close to hand). The horticultural industry within the United Kingdom is the reserve of people in woolly jumpers, with a passion for perennials. But gradually the industry's attitude is changing. Older generations that speak of 'wacky backy', 'puff the magic dragon', and 'funny fags' do so in mirth; almost wishing that this sweet smelling annual was somehow part of their own cultural heritage. And this is the problem! Current opinion within contemporary British society no longer objects to the idea of the odd herbal roll-up. Herbal aversions towards cannabis, it would thus appear, are directly manifested by governments and politicians, that are so far removed from cultural issues within society, that it begs to question their motives to begin with(?)

## Download your back issues of **SSUK** for **FREE**



## www.soft-secrets.nl

**Print it and you'll know it!**

**Soft Secrets UK: essential reading for Britain's growers, tokers and cannabusinesses!**



**AK-47**  
plant of the year  
(High Times Magazine)



**WHITE RUSSIAN**  
Strongest strain around



**CHRONIC**  
Quantity and Quality



**KALIMIST**  
Best sativa high



**BUBBLE GUM**  
Many awards



**15 handselected seeds in a tube**

Your guarantee for success

# Only awardwinning strains!

Serious Seeds: Postbus 37021 - 1030 AA Amsterdam - The Netherlands - [www.seriousseeds.com](http://www.seriousseeds.com)



# BEAVER HYDROPONIC STORE

**BRITAIN'S NO.1 HYDROPONIC STORE**

**\*SPECIAL\***

**400W  
Complete**

**600W  
Complete**

- SPECIALISED LIGHTING EQUIPMENT
- WATERING SYSTEMS
- GROW TANKS & GROW MEDIA
- ENVIRONMENTAL CONTROL
- NUTRIENTS AND CO2
- PH TESTING
- COMPREHENSIVE LIBRARY
- FULL ELECTRICAL COMPONENTS
- START UP KITS

**ALL THE ABOVE IS AVAILABLE AT COMPETITIVE PRICES  
WITH FULL AND PROFESSIONAL ADVICE FREELY GIVEN**

**MAKE THIS YOUR ONE STOP SHOP**

**Look forward to seeing you soon.**

**Beaver Hydroponic Store**

**The Lodge**

**111 Invicta Road**

**Stone, Dartford**

**Kent DA2 6AY, UK**

**Just ½ mile from junction 1a, M25**

**Tel : +44 (0)1322 273444**

**Fax : +44 (0)1322 280650**



# ESSENTIAL SEED COMPANY

**RETAILER OF THE FINEST SEEDS**

**\*SPECIAL\***

**CRYSTAL  
CATCHES**

- MUSHROOM KITS
- POLLINATORS
- ICE-O-LATOR
- VAPOURISERS

- SERIOUS SEEDS
- DUTCH PASSION
- K.C. BRAINS
- NIRVANA
- HIGH QUALITY SEEDS
- BLACK LABEL - *NEW*
- MR. NICE SEEDS
- NO MERCY
- PARADISE SEEDS
- SENSI SEEDS

**COMPREHENSIVE LIBRARY OF BOOKS & MAGAZINES**

**Look forward to seeing you soon.**

**Essential Seed Company**

**The Lodge**

**111 Invicta Road**

**Stone, Dartford**

**Kent DA2 6AY, UK**

**Just ½ mile from junction 1a, M25**


**Tel : +44 (0)1322 273444**

**Fax : +44 (0)1322 280650**





**female**  
So easy!!  
*seeds.nl*



**Presents:**

Northern Light  
White Widow  
Skunk Special  
Easy Bud

**Sativa's:**

Cinnamon  
Grapefruit  
Nev. Haze

**Outdoor:**

Easy Sativa  
Maroc  
Purple Power



female seeds at a fair price



[www.femaleseeds.nl](http://www.femaleseeds.nl) - free catalogue available - retailers welcome

Female Seeds, PO Box 3063, 3301 DB Dordrecht, Holland Fax: 00 31 78 6132263 [info@femaleseeds.nl](mailto:info@femaleseeds.nl)

**Quantumhydro**



**When all the Qs matter**  
**Quality + Quantity = Quantumhydro**

Laboratory standard  
equipment

Eco friendly with  
ease of use

Giving consistant  
harvests



For your local store  
call: M.G. Electrical  
01723-341494



For your local store  
call: Hempatia  
+39(0)10661665



Dealers  
Welcome call:  
+44-2089487282

[www.quantumhydro.com](http://www.quantumhydro.com)

Discreet delivery service located 10 mins  
from heathrow airport

trade enquiries welcome




By: Weckels, the grow specialist from Atami

# Cytral

## a sensitive but top plant

Since in the previous issue we were talking about a top variety (Big Strawberry), in this edition I'd like to continue with another white classic. This time we'll be looking at Cytral. This variety produces bone-white buds and when we look after her right, she delivers a super quality weed in large quantities. But we do have to take the growing conditions very seriously, as Cytral is a tremendously stress-sensitive plant. She will not thank us for just giving her food haphazardly, and we're better off treating her very carefully all round. We have in effect to 'guide' Cytral plants gently, and only very gradually build up the amount of nutrients we give her. This is the only way to make the conditions just right for a Cytral crop, but you will be richly rewarded for your efforts!



A nice field of Cytral plants. The plank serves as a support and there are strings attached to it that keep the buds upright.

Someone who knows from experience how to raise crop after crop of Cytral with great

success is Lambert. He is a grower with a considerable amount of experience and knows like no other how sensitive varieties such as Cytral can be.

Because Cytral has such demanding requirements, it is not especially recommended for the real green horn grower. Of course, this also depends to a large degree on the effort you put in and the knowledge that you have as a grower being put to making the plants feel as comfortable as possible. But a beginner grower is better off cutting their teeth on a variety such as K2 or Top44, varieties that are more forgiving of inadvertent slips with the feed. A couple of millimetres more or less does not mean the kiss of death for them, and even for

those who just want to muck around with a few plants can get a decent score of buds off a variety like K2.

### Calcium

Alas, this is not the case with Cytral, which in comparison to your K2s and Top44s is rather more picky about

***When you make sure that you keep the air moisture level during the growth period always between 70% and 80%, then the plants will sprout like cabbages.***

how she's handled. A Cytral reacts immediately when the quantity of nutrients and stimulators does not suit her and let you know about this too! Even with the tiniest deviation she will begin get a bit fitful and then as a grower you will need to keep a very close eye on her. When for instance you allow the EC to rise too rapidly (by building up the amount of nutrition you give too quickly), then the tips of the leaves will very quickly begin to discolour, and I'm only talking here about very small deviation. What precise dosage of liquid nutrient you should stick to is in the first place dependent on the medium on which you are growing, and in addition it will also depend on which mother plant the clones are from. Every mother plant has her own preference and needs, but in general I would advise you to raise the amount of nutrients and stimulators you apply very gradually.

When you do this very gradually, by looking carefully at the plants you can keep things under control. Once you

have this feeling in your finger tips, you will gain in self-belief, and golden Cytral harvests will be within your reach.

To come back once more to the varieties of stress: one other variety you can easily subject your Cytral plants to is a calcium deficiency. Thanks to the lack of calcium, the plant often gets poorly developed leaves and thanks to this have reduced ability to take up light. Badly growing and blooming plants are often the result. The only thing you can do in these circumstances is to get a grip as soon as you can and give the plants a dash of chalk. Often it will really be too late. Once the leaves have developed poorly and are beginning to deteriorate, there is nothing left for us to do except keep the plants alive and harvest them as quickly as we can.

To prevent the above from happening, it is of great importance that you mix sufficient chalk into your soil mix and later make sure you use liquid nutrients

that have a decent amount of calcium in them.

The plants in the photos have been grown in soil, since growing in this way gives the Cytral plants a good buffer, which will give them a certain amount of protection against small swings in the EC- and pH-values. When you grow stress-sensitive varieties like Cytral in water, you are sometimes saddling yourself with a heavy burden, since swings in the EC- and pH-values as a result of giving a little to much or too little nutrients, or the wrong amount of stimulator will produce a reaction much more easily.

### The perfect mix

We fill the pots with a mixture of compost, blood meal, chalk and worm castings. This is the perfect mix, provided you are careful in your dealings with the blood meal. We only use a very small amount of this because it is extremely concentrated. It's best to do the actual mixing of the compost and the manure-based fertilizers in a separate vat or bucket. We make a first layer in the bottom of the pot out of hydro granules before we start adding the soil mix on top. This bottom layer of hydro granules ensures we get an optimal water retention, and what's more it also allows considerably more oxygen uptake (by the roots), since now there is much more air circulating to the roots. These two advantages will make your Cytral quite a bit happier, and this you will notice as a grower too!

As for the size of the pots, I go for those with an 11-liter volume. Maybe that sounds a bit big, but when you let your plants grow and flower in this sized pot, they can generate a very good harvest. Smaller pots limit the plant considerably and will restrict the weight of weed buds per plant. Since the 11 litre pots (they can even be a bit bigger if you like), once filled with soil mix, are much heavier, the plants can also grow to a greater height, and they will also be less prone to toppling over. This will all be to your better mood, since there is nothing more annoying than having to try and right a plant that has fallen over, crashing through a rain forest of other plants. Often a toppled over plant will damage those around it, and before you know it you're looking at a heap of broken branches.

***Making the lowest layer of hydro granules ensures an optimum water retention.***



# HIGH QUALITY SEEDS

Because we only want to sell the best quality there is ...

## HIGH QUALITY SEEDS

Original Haze x Skunk

South India x Skunk

Swazi x Skunk

Skunk 3 x a2

Purple Tops

Bob Marley's Best

Super Thai x Skunk

Afghani Hindu Kush

Four Way Specials

Original Highway Delight

Northern Light

Durban Poison Amazing Special

Original Big Bud Super Skunk

Original Californian Orange Skunk

Original Hawaiian Maui Wowie Skunk

South African Durban Poison x Skunk

Northern Pride

White Pearl


Outsider

White Widow

Early Girl

White Rose

Ghandi



## BLACK LABEL

MASTER KUSH

HOLLANDS HOPE

WHITE WIDOW

OLÉ 47

BLUE BERRIES

SENSI STAR

JACK HERER

NEVILLE'S HAZE



## WHOLE SALE:



+44(0)114 255577  
www.cheekyone.co.uk



www.essentialwholesale.co.uk / info@essentialwholesale.co.uk

+44(0)1684 566350  
info@crystalclearcultivation.com.uk



FOR INFORMATION: [www.highqualityseeds.nl](http://www.highqualityseeds.nl) [info@highqualityseeds.nl](mailto:info@highqualityseeds.nl)



**Cytral plants still grow a considerable amount even after they have been put into bloom.**

Enzymes

Given that in previous articles I have gone into the drawbacks of using hydro granules and soil, namely the salt accumulation, we need to remember to rinse the pots thoroughly through with enzymes fairly regularly. This breaks up and rinses away the salt accumulations,, allowing the Cytral to carry on growing and flowering without becoming stressed or poisoned.

Since we're on the subject of growing: Cytral plants continue to grow quite a bit even after they have been put into bloom, and this is very important to keep in mind, since thanks to this phenomenon they can reach quite a size. We let the clones have up to four days of pre-growth too, as a way of getting them all around the same size before we put them into bloom. The clones by this stage will be around 40 to 50 cms high, but you can safely bank on them reaching a height of 1.3 meters during the bloom period. Such things are very important to know when not every grower has a grow room with a nice, high ceiling at his disposal. You would not be the first grower to happily let his or her Cytral plants grow on, only to end up totally stressed out once the plants keep getting higher...and higher

during the bloom period to the point where the lamps are dangerously close to their leaves.


Bloom time!

Now that we have touched on the bloom period, this usually in Cytral about nine weeks long. The exact blooming period depends of course also on the moment at which we switched the Cytral plants into bloom, so do not leave them too long in pre-growth; a day or four is usually more than sufficient.

When at this point you also ensure that you have an air moisture level of about 70% to 80% in the growing period, then the plants will spring up like cabbages, and that will make it possible for us to put them into bloom nice and quickly. This works especially well with the young clones, which is why we give them very little water in the beginning, so that we stimulate the roots to grow like hell and go find some water. The clones are still getting sufficient moisture inside of them by taking it out of the (moist) air with their leaves.

We can start to ramp back this high air moisture content after a week or two, in steps. In this way we don't disturb our sensitive Cytral plants but let them quietly get used to the new climate. After a week or two they will start to develop their first buds, and therefore a high air moisture is no longer what is desired.

We keep the temperature during the whole growth and bloom period



**We give them very little water in the beginning, so that we stimulate the roots to develop more quickly.**

between 24 °C and 28 °C. In this way the Cytral will be made to feel really at home and will make a good start in its development. The buds will have become bigger and heavier to the point where it is now time to think about helping the plants support them. As I mentioned, they will have reached a pretty good height, and if they are also covered in big, heavy buds we will have to watch out that they do not hang down too low. This is pretty bad for the flower heads, since they will now get less light coming to them and so they

will not develop as well as they could. This is partly the reason why it's a good idea in their last two weeks to support them with bamboo poles and keep the buds up high with string fastened to a plank (see photo). Along the sides of our growing patch we fix planks to which strings can be attached. This fools the plant into sensing that she has sufficient support to carry on pumping up the volume and making her flowers bigger.

More Gangsters

Joe Kane

Once again, readers, I'm afraid that violence is what I'm going to talk about this time round, so I'd like to apologise to anyone of a nervous disposition.

Freddy, a friend of mine was telling me a story last week over a couple of beers. He'd bought a couple of ounces of solid – strictly for personal use of course – off a guy he'd been dealing with for a year or so. Freddy reckoned in that time he'd put a good few quid in this guy's pocket.

Anyhow, home he goes with the goodies and skins himself up a big fucking bomber, sparks it up, inhales, holds it in, exhales sloooooooowly, and...absolutely NOTHING! Nada. Rien.

Not to be deterred, Freddy rolls another one: same deal.

Starting to understandably get pissed off (having forked out in excess of UKP100 for this shite), he gets his flatmate in to give him a second opinion (for some reason, old Fred didn't trust his own brain, don't ask me why), which he does: another joint, more dope, no effect. Bollocks: burned!

So our man sends G-Man (the dealer, and not his real name) a coded text basically saying "this dope is shit, can I have my ton back?"

You'll be unsurprised to hear that the charmer he bought it off texted him back basically telling him to fuck off. Our man persisted and eventually got a text saying "Okay, come round". Which Fred of course did, looking for either his 100 quid back or some gear that actually did what it's supposed to. What he got was a punch in the face and told in no uncertain manner that, if he put it about that this twat G-Man was selling dud gear, he'd get more of the same.

Now yours truly met G-Man on some totally unrelated business and Fred came up in the conversation. "Fucking Freddie, man. Comes round here saying my gear's no good" says G-Man, "No fucking respect."

I suggest that maybe the particular piece of dope Freddy scored was actually crap. "Nobody else had any complaints, what am I supposed to do?"

Maybe consider changing it for him and avoiding all this hassle and bad publicity?

"Can't do it, Joe. You know how it is, you do it for one next thing you know, every fucker is knocking the door wanting their money back. Nobody respects you and you lose face. Can't have that, man"

Huh? But surely, if you're selling good dope, nobody is going to have any problem? This last kind of fell on deaf ears.

First off, this is a hell of a way to run a business, but seems to be more and more par for the course when you're dealing with these would-be gangsta fucking morons.

The code of practise seems to be, if the punter is happy, that's okay. If the punter isn't happy, fuck them. If the punter complains, give them a slap. What are they going to do about it? Go to the old bill? Trading Standards? The Dope Ombudsman? Nah.

The bottom line is that there's fuck all you can do about it except *boycott the thugs*. As yet, they can't *make* you buy their gear.

The second thing is that you should remember that *these guys aren't your friends*. As long as you're handing money over, everything's tickety-boo. Any problem with quality or effect or whatever, and you'd be advised to keep it to yourself, as these fuckers nearly always revert to type (chav mentality) and a beating takes the place of the complaints process.

All you can do, readers, is to buy *weed* off a local grower. Sure, it may cost a bit more money, but it does exactly what it says on the fucking tin. For myself, I personally test everything (ahem) before it leaves the factory.

The moral is crystal fucking clear. Drive the gangsters out of business: *don't buy their dope!*

Be cool.  
JK

horribly stoned\_boy@hotmail.com

COLUMN



# DISCOUNT HYDROPONICS

<http://www.discount-hydro.co.uk>

The Natural Choice For Artificial Enviroments

**Huge Stock, Friendly Advice + The Best Deals**

**Tel: 0044(0)1-424-428186**

**21 Brookstreet HASTINGS, East Sussex, TN34 1SJ, UK**



**Nutrients**



**Accessories**



**Lighting & Fittings**



**Fans & Filters**



**Growth Systems**



**Pumps**

**HIGH QUALITY SEEDS**



**New stores now open at:**

**Chichester**  
Unit 7 Matform Business Park • Terminus Road  
Chichester • PO19 2UL • Tel: 0044-(0)1243-527412

**Hove (Brighton)**  
320 Portland Road • Hove • BN3 5LP  
Tel: 0044-(0)1273-422210

# Hydroponic Wholesale

*-To supply from Root to Fruit-*



**Hydroponic Wholesale**

Unit 16 • Derby trading Estate • Stores Road • Derby • DE21 4BE  
Tel.: 01332 208090 • Fax: 01332 851640 • Mob: 07764 222653  
Email: [info@hydro-wholesale.com](mailto:info@hydro-wholesale.com) • [www.hydro-wholesale.com](http://www.hydro-wholesale.com)





# Growing for Dummies Part 7

## Telling your SOG from your SCROG

Bart B.



Before we can switch our attention to the flowering or bloom phase, we have to make sure that we have raised large, healthy ladies during as short a growth or 'veg' period as possible. Their size and health will determine the larger part of our eventual yield.

The idea is that we raise the germinated seedlings during their growth period as quickly as possible into sturdy, vigorous green bushes. To make sure they develop a sturdy stem it is advisable to have a fan running in the grow space. This will ensure an even climate by mixing cool and warmer air, and keep a soft breeze blowing over your plants. It is this that will stimulate the plants to strengthen their stems, and a fatter stem can hold more and heavier buds. You will see the result of using a fan really soon. The plant adapts itself incredibly quickly. Just set up the fan and turn it towards your plants; you will see that they move as they are blown hither and thither.

After just a couple of days, they will not be moving any more; the little plants will be set firmly where they stand, unaffected by the breeze. Positive proof that the plant has quickly taken the steps needed to stiffen up her stem. If you like, you can turn up the intensity of the fan, if it has higher settings. Make the breeze strong enough to once again make the plants sway back and forth. After a while the plants will have reinforced their stems enough to stop the stress from the 'wind' again. The end result is that you get strong, muscle-bound, bush-like plants rather than thin, spindly ones. Making sure you have a good breeze in the veg phase is a very cheap technique of raising your yields.

By growing under lights you can get really massive buds; heavy enough, in fact, that your plants' side branches risk being not strong enough to support them - and you risk losing some yield. As you will no doubt have sussed by now if you have already had a harvest from your garden, it is usually the plants with the sturdiest stems that produce the most bud, though of course there are always exceptions to this rule.

### Feeding time

After a little while you will have to begin giving your plants feeds in order to support their rapid growth under lights. The better the quality of earth you are growing in (i.e. the more nutrients it contains), the longer you can wait before having to give them their first supplement. But it is still advisable to give a little nutrient now and again even to plants growing in a heavily pre-fertilised mix. By giving food regularly you ensure that the medium is not suddenly depleted. You are constantly topping up the mix.

In normal circumstances, a good soil mix will need supplementing after about three weeks of growth in it, but with regular addition of nutrients it will take five or six weeks before it is exhausted. This will create fewer problems, since if you just leave your soil mix then you will suddenly have to start adding considerable amounts of liquid nutrient. This is not necessarily a problem, but it can be for beginner growers who are not yet sure how much feeding the plant can handle, and in no time at all you can end up with yellowing plants.

Nutrition is something that you have to gradually build up, as the plant goes through various phases. The small seedling needs little to no extra feeding and you are best off waiting a week and a half before giving them their very first meal. Then you should use half the strength stated on the bottle. The EC of the nutrient mix will then be around 1.4 depending on which brand of nutrient you use. Once the plants have grown bigger you can begin giving them a higher dose. In this way you go on adding a little bit more nutrient to your water.

What often happens if you keep adding the same amount of feed is that your plants will develop a deficiency. You are giving the same amount of nutrients but your plant is getting bigger and bigger and so can use - or needs - more, and this is something every grower needs to keep an eye on. This is why I am no big fan of off-the-peg growing plans, because every growing space and every plant is different. You have to look at your plants themselves and then decide what is best for them.

### Common deficiencies

The most common deficiencies you might experience are nitrogen, potassium or phosphorus. It is especially during the growth phase that your plants are susceptible to deficiencies in nitrogen and potassium. In my experience it's usually a potassium deficiency. A nitrogen deficiency is easy to spot as the tips of the leaves start to turn yellow and the leaf gets yellower towards the leaf stem. The plant sucks all the nitrogen out of these leaves because it does not have enough elsewhere. So old leaves are drained and

all their nutrients taken to where new foliage is being produced.

A potassium deficiency is the most common deficiency I come across, and it is recognisable by the fact that the leaves yellow from the outermost edge inwards, towards the main vein in the middle of the leaf. It is easy to distinguish from a nitrogen deficiency. Sometimes you might have both at the same time, and then the leaf will turn yellow from the leaf tips and the outer edge simultaneously.

During blooming is when you have most chance of getting a phosphorus deficiency, and/or in potassium too. A phosphorus deficiency is harder to recognise, but the plants develop a dark purplish appearance all over. Their bloom is interrupted too, so they end up smaller. But the most important thing to know is that these deficiencies in the short term are not damaging to the plants. Deficiencies are therefore actually simple to learn about and easy to remedy. By giving extra feed to your plants you can watch the yellow leaves turn a lovely green again. They gorge themselves until full with a fresh load of nitrogen, phosphorus or potassium. That is why as a beginning grower it is better to under-feed than over-fertilise.

In this way you can learn the boundaries of the plant while letting them experience shortages. You always begin with a few plants and after a little while, start giving them a bit more, since it's now going well. And if you then encounter problems, ones you do not know the cause of, then you know things are a bit more serious. If you know how to recognise a certain deficiency then you can rule this out straight away and look for other causes of the problem.

That is why it's a good idea when starting out with growing to take a single plant with which to experiment with by giving it absolutely no extra feeding and waiting to observe its deficiencies. When doing so try and find out which deficiencies you are experiencing by chatting about the symptoms in online forums and asking advice, or talk to friends or whoever. Once you have this knowledge soundly under your belt then things will go much more smoothly with future crops.

### Recognising colours

Every beginner grower is a top grower as long as he is not colour blind. To really have your feeding sussed you need to spend time with your plants and observe them. It is that simple. When your plants have sufficient of everything then they will have a brilliant green colour and a healthy sheen over all their leaves. This is the optimum growth and bloom that we have been striving for in action.





*First week of flower*

If within a short while after this observation you do not start to raise your nutrient levels then certain deficiencies will start to creep in. Just look at your plants' leaves, and you will observe that they soon become a lighter green. When your plants turn a lighter shade of green this is an indication that they could use some extra food, and if you don't pay attention and wait too long before you give it to them, the leaves will turn yellow. So it is really easy to notice when things go sub-optimal.


Some older leaves that get little to no light will automatically turn yellow. The plant has no further use for these old leaves and removes all the useful nutrients from them. So don't go leaping to the assumption that you have a nutrient deficiency just because a few leaves turn yellow.

Over-fertilizing will soon occur from the build up of salts that accumulate in the soil mix, or by giving much too heavy a dose of nutrient to your plants. Salts can be flushed away using an enzyme preparation. This product makes sure that dead root matter is removed – a good thing since that the plant is constantly making new roots and letting old ones die off - as well as salts from the substances you have been applying. This does not eliminate all chances of over-fertilization, but lessens the chances of it and makes your medium healthier, which your plants will also appreciate by growing and blooming better.

## Over feeding

When you do manage to get tip-top, lovely, dark, super-green plants it is time to watch out. Now giving too much nutrient might lead to over-fertilization. After all, the plants have more than enough food on their plates. So you are best off waiting to give them any more food until you see that the plants have started to develop a paler colour once again. Make a note of how many days it takes before they do this. If it takes a couple of days, for example, make a mental note, go back to feeding them again and they will get their dark green colour back. Once you've established this period, you can safely give them food every two days. After all, you have now tested how long they can go before they start to need another feed. If you're not sure whether your plants need feeding or not, then it's best leave them a while longer.

To make things easier for growers there are such things as pH and EC meters. The pH is the level of acidity of your medium, which determines how easily



*First week of flower*

the plant can take up certain substances and so in what quantities these can be given. With an EC meter you can measure the precise level of nutrients you are about to give the plants. With it you can slowly build up the dosage more easily while you raise them. These devices are handy if you want to get everything just perfect, but they are not a real 'must have'. That is also why it is always recommended that a beginner grower starts out growing in soil, because these instruments are not necessary. The soil acts as a buffer. Once you've got your basic growing technique off, then it's worth getting EC and pH meters just to make things easier for yourself to raise even better plants.

## Grow style

The two most common methods of growing plants are the so-called sog and scrog. Sog (which I believe is short for 'Sea of Green') means that we have many plants per square meter and then give them just a few days or even none at all before sticking them straight into bloom. The result of this is that the plants produce few or no side branches and limit their upwards growth. Then you will end up with a pole of buds from top to bottom. This method is especially liked by commercial growers.

By giving a little longer growth to your plants they are given the time to develop side branches, then you get bushy plants and this method is used by the majority of growers. If you only have a few plants in a square meter

then you can choose to employ the scrog technique. By 'scrogging' I mean that we are going to remove the main top shoot from the plant. It's a form of 'topping', basically. The main shoot is to be found in the centre of the plant, on the main stem. It makes new leaves and side branches. When we snip off this head then the plant will stop increasing in height. What happens then is that the plant spreads her energy across the remaining side branches. All side branches will therefore become stronger in their growth. In this way you get a broad plant with side branches that are roughly the same height. The majority of buds in turn will be found on the uppermost side, which is where most of the light falls. The plant will end up shorter but fatter.

It's best to do any topping fairly early – after two weeks growth, at least a week before the bloom is scheduled to start if you want to enjoy its advantages. You must give the plant some time to get used to the process. In this way with just a few you can achieve as big a harvest as possible.

## The net effect

An expert scrogger will fix a net over his plants and this then trains the side branches to be nice and evenly spread apart, so maximising the amount of light each branch receives. Once in bloom, you get a gorgeous layer of buds. With the sog method you end up with just one huge bud with only a few medium to smaller buds on the plant. With the scrog method you get lots

of medium-sized buds. An advantage of this is that you also have a lower chance of developing a mould infection, because you have lots of little buds in place of one big one. So if you live in a damp environment or have trouble with too high an air humidity inside your grow space, then scrogging is a good method of keeping your chances of bud rot down.

The yield from both growing methods is pretty much the same if you do them right. A lot depends on what variety of plant you are using. One sort of plant is better for a particular growing style than another. If you use the sog method you are better off with a plant that is known for producing an enormous head bud and which forms elongated buds and few side branches. With scrogging you more want a variety that does makes loads of side branches and above all, that produces plenty of buds on these and grows a sturdy stem.


If you decide to scrog, then it is advisable to remove the lowermost branches of the plant. We want to make sure that as much energy as possible is directed to the uppermost branches, where the light from the lamps is going to be falling. The lowest side branches get little to no light and so will make fluffy buds. By getting rid of these you will get good air circulation under the plants and all available energy will be sent up to the higher buds. You can also do this with the sog method if you notice that the leaf coverage is getting too dense. By removing the lowest side branches of the plants in a sog crop, the higher situated branches will develop better, stretch themselves out and thereby grow closer to the light source, getting heavier as a result.

There are many variations of these which you can experiment with of course. Some growers snip all the side branches off during the growth phase and let only the best developed 4-6 side branches behind on the plant.

To make our own plants feel as welcome as possible I would advise you to always give them lukewarm water – around 23 degrees. To us this actually still feels rather cool. But cold water makes the roots of our plants recoil in shock and it will retard the growth and blooming of the plant as a result.

To finish off, I'd like to add that the growth period is as important as the bloom period, if not more so. The serves as a basis for a healthy bloom period. The better you get at growing, the faster you be able to get your plants to their optimum size in pre-growth, thereby saving the time they would have had to spend in the growth period, thus saving not just time but electricity too.

*In the next issue we'll be looking into the start of the the all important blooming period.*








INTERNATIONAL HIGHLIFE

# HEMP FAIR

## highLiFE®



Art work: www.positivecreations.ca

21

22

23

JANUARY 2005

Friday 10.00-21.00  
Saturday 10.00-20.00  
Sunday 10.00-18.00

Tel. +31(0)73 5498112 [www.highlife.nl](http://www.highlife.nl)

## JAARBEURS UTRECHT HOLLAND



[www.canna.com](http://www.canna.com)  
+31-(0)76-5201746



[www.eseds.nl](http://www.eseds.nl)  
+31-(0)70-3923783

MAIN SPONSOR



[www.onsstekje.nl](http://www.onsstekje.nl) +31-(0)10-4202309



[www.bioibo.nl](http://www.bioibo.nl)  
+31(0)184-654466



[www.house-garden.nl](http://www.house-garden.nl)  
+31-(0)6-10939412



[www.hy-pro.nl](http://www.hy-pro.nl)  
+31-(0)497-644788



[www.biobizz.com](http://www.biobizz.com)  
+31-(0)50-5414650



[www.igrow.nl](http://www.igrow.nl) +31(0)499-496090



[www.atami.com](http://www.atami.com) +31(0)73-5223256



[www.highqualityseeds.nl](http://www.highqualityseeds.nl) +31(0)73-5479916



# BRINGING THE SUNSHINE IN Jungle Fever

It's a growing thing



## HYDROPONICS & AQUATICS

INDOOR CULTIVATION SPECIALIST

[www.jungle-fever.co.uk](http://www.jungle-fever.co.uk) For all your growing needs

GRO-SYSTEMS LIGHTING NUTRIENTS

Suppliers of Complete  
Hydroponic Systems  
Grow-Lights & Nutrients  
Aquariums  
Tropical, Koi, Coldwater Fish

020 8318 9919

85-87 LEE HIGH ROAD, LEWISHAM, LONDON, SE13 5NS

Opening Times: Tue - Fri: 9.30am - 5pm Sat: 9.30am - 4.30pm Late night Tue till 7pm

# PEGASUS TRADING

## HEAD & HYDRO SHOP

TELEPHONE  
0208 744 2226

ERNCROFT WORKS,  
TWICKENHAM  
TRADING ESTATE,  
RUGBY ROAD,  
TWICKENHAM,  
MIDDLESEX




QUANTUM HYDRO SYSTEMS





# Clones and Cloning



Marijuana can be reproduced (propagated) sexually or asexually. Seeds are the product of sexual propagation; clones or cuttings are the result of asexual or vegetative propagation. In its simplest form, taking a cutting or clone is cutting a growing branch tip and rooting it.

Making clones is the same as taking cuttings and is still the most efficient and productive means of cannabis propagation. (Technically, cloning is taking one cell of a plant and promoting its growth into a plant.)

Once the sex of a plant is known and it is a female at least two months old, you are ready to practice the simple, yet incredibly productive art and science of cloning. If the climate is poor, the plant will develop poorly and be stunted. If the grow room is well maintained with a perfect climate, strong healthy plants will be harvested.

Cloning reduces the time it takes for a crop to mature. Productive growers have two rooms, a vegetative/cloning room, about a quarter the size of a second room used for flowering. Smaller vegetative plants take up less space than older flowering plants. For example, a 250 or 400-watt metal halide could easily illuminate vegetative plants and clones that would fill a flowering room lit by three, 600-watt HP sodiums. Fluorescent lamps are more economical and work well to root clones if the halide is turned off.

Combine 8-week flowering/harvest cycles with continuous cloning to form a never-ending perpetual harvest. Another scenario is to take one clone every two days and harvest one plant every other day. Every time a plant is harvested, a rooted clone is moved from the vegetative room into the flowering room to take its place. This regimen gives a grower 60 flowering clones that are on a 90-day schedule. It takes 90 days from the time a clone is cut from the mother plant until the day it is harvested. Using this schedule,

a grower would have 45 clones and 30 flowering plants growing at all times.

Clones are induced to flower when small, 4-12 inches tall. Short plants make most efficient use of HID light. Artificial light diminishes to the square of the distance, which means that foliage 4 feet away from the bulb receives 1/14th, that's right one fourteenth, as much light as if it were one foot away. Foliage that is shaded or receives less light grows slowly and spindly.

Well-illuminated, strong clones grow fast and have less chance of being affected by pests and diseases. In fact, fast growing clones develop faster than spider mites can reproduce. By the time a spider mite infestation has taken hold, the plants are harvested.

Clones are also easy to submerge completely in a miticide when small. Submerging clones in a miticide before moving them into the flowering room greatly diminishes mite populations.

Short crops of clones in small containers are much easier than big plants in big containers to move in and out of a grow room for cleaning and sterilization. Rooms that are regularly disinfected have fewer problems with pests and diseases.

Experiments with clones are more consistent and easier to control. Genetically identical clones respond the same to different stimuli, such as fertilizer, light, bending, etc.

## Hormone Signals and Cuttings

Cuttings respond to signals initiated by hormones, temperature and light. Plants use these signals to interpret their environment and react to it. Growers control plant responses with synthetic hormones or influencing natural hormones. Here are the five most common hormones that affect cannabis growth.

1. Auxins control whether plants grow leaves upward toward light or downward toward the center of the earth. Auxins are growth signals created in a plant with the main concentrations found in the growing tips. Concentrations of auxins make plant parts do specific things, like grow toward light or grow downward.

Auxins in growing tips and buds are redirected during the course of a week to the wound when a clone is taken.

Once the auxin concentration is adequate it sends a signal to root primordial to grow.

2. Cytokinins stimulate cell division. They send signals from roots as to what to expect.
3. Gibberellins signal more than 90 events including cell elongation and new cell growth in seeds.
4. Abscissic acid (ABA) hormone, unless modified by other signals, is the general "stop" signal for plant growth.
5. Ethylene signals fruit to ripen and season end.

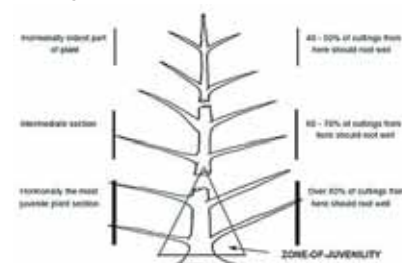
Stress disrupts hormones and slows rapid growth.

## Internodes Stretch Because

- **Giberillin concentration is improper**
- **Day/night temperatures have disparity of more than 3-5 degrees C.**
- **Low light concentrations**
- **Plants receive too much light**
- **Plants can stretch at internodes to become the same height as surrounding plants.**

## Plant Age and Young Growth

Hormone content dictates a clones rooting ability. A mother plant has three distinct hormonal "age" zones. The top of the plant and the tips of the branches are hormonally the oldest part of the plant. The base and the lower stems are the oldest regarding hormones. The best place to take cuttings is in this zone, where hormonal concentrations are the best for rooting.



## Unevenly distributed growth hormones

Hormone content is different in different parts of a plant. Root growth hormones are concentrated near the base of the plant near the main stem. This is the oldest portion of the plant, but where the most root hormones are located. The top of the plant contains older hormones and cuttings taken from this part root slowly. The middle of the plant supports moderate levels of hormones.

## Mother Plants

### Integrity in clone stock:

1. **Maintain 18-hour photoperiod**
2. **Keep healthy**
3. **Grow for ??? time period**
4. **Repot**
5. **Grow hydroponically**

Any female can become cloning stock, no matter how old. She can be grown from a seed or clone. The important thing to remember when taking clones from a mother is to never let the mother bloom and then revert back to vegetative growth.

Keep several mothers in the vegetative stage for cloning stock. Strong mothers produce strong healthy clones. Start new mothers from seed every year. Clones have a better chance of being strong and healthy when mothers are not stressed. Mother plants must have at least 18-hour days to retain a strong of genetic characteristics.

A clone is an exact genetic replica of the mother plant. Each mother's cell carries a DNA blueprint of itself. Radiation, chemicals and poor cultural practices can damage this DNA. Unless damaged the DNA remains intact. Clones that grow poorly are generally the result of unsanitary and poor cloning practices.

A female plant will reproduce 100 percent females all exactly like the mother. When grown in the exact same environment,



Swiss greenhouse grower Loti, used to supply clones to local growers. Since the police took all her clones, growers must supply their own clones.

clones from the same mother look alike. But the same clones subjected to distinct environments in different grow rooms often look differently. For example, a broad-leaved indica clone that is under-fertilized and grown in a low-humidity environment will look different than a



Patrick from Grow House near Zurich used to sell thousands of clones over the counter to retail clients. Now growers must make their own clones.





Always transplant strong clones with well-developed root systems. This clone is ready to move into the hydroponic garden full of expanded clay pellets.



Once rooted. Clones are carefully planted in the growing medium.

perfectly fertilized sister clone grown in a humid environment. However, mutations can occur and environmental stress can cause an occasional male flower on a female plant.

A month-old clone from a six-month old mother is not really one month old; it is six months old, just like her mother. This phenomenon is not totally understood, but valid. A six-month old plant produces more cannabinoids than a one-month old plant. By cloning this THC-potent plant that will continue to grow in potency at a very rapid rate.

Negative points

Always start with the best cloning stock you can find. Mother plants yield clones in her image. If the mother plant lacks potency, harvest weight or is not pest and disease resistant, the clone shares her weakness. This weakness is compounded when growing only one variety. An unchecked pest or disease infestation could wipe out the entire crop. Keep mothers healthy. Many growers do a preventative spray weekly. Each time a mass cloning is made, new growing shoots are initiated. This new growth develops healthier roots faster than

grow quickly. Mothers must be constantly pumped-up to continue to produce new growth. Give mothers about 10 percent less nitrogen because less nitrogen promotes rooting in clones. Weekly spraying keeps mothers from risk of disease and pest attack. Never take clones from sick or diseased mothers. They will grow poorly and yield low.

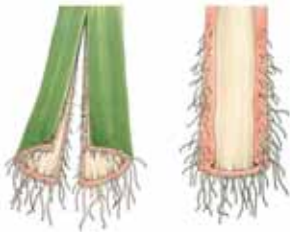
For best results take clones from mother plants at least two months old. Plants cloned earlier may develop unevenly and grow slowly. Clones taken from flowering plants root quickly but require a month or longer to revert back to vegetative growth. Such rejuvenated clones occasionally flower prematurely and buds are more prone to fungal attacks.

Clones suffer stress and go through an incredible transformation when they change from a severed growing tip to a rooted plant, their entire chemistry changes. The stem that once grew leaves must now grow roots in order to survive.


While rooting, clones require a minimum of nitrogen and increased levels of phosphorus to promote root growth. Sprays should be avoided during rooting as they compound cloning stress.

Rooting Hormones

Root inducing hormones speed plant processes. When the stem of a cutting develops roots, it must transform from producing green stem cells to manufacturing undifferentiated cells and finally fabricate root cells. Rooting hormones hasten growth of undifferentiated cells. Once undifferentiated, cells quickly transform into root cells. Three substances that stimulate undifferentiated growth include naphthalenaacetic acid (NAA), indolebutyric acid (IBA) and 2,4-dichlorophenoxyacetic acid (2,3 DPA). Commercial rooting hormones contain one, two or all of the above synthetic ingredients and often include a fungicide to help prevent damping-off. Rooting hormones are available in different concentrations. Always use the weakest concentration for softwood cuttings. Use only one application of a rooting hormone containing IBA. Any IBA application that is overdone or lasts too long will inhibit rooting. Clones direct their own auxins to the wound made when the cutting was taken. If the artificial rooting hormone has not dissipated concentrations would be too high. They are available in a liquid, gel or powder form. Liquid and gel types are the most versatile, penetrate stems evenly and are consistent. Powdered rooting hormones adhere inconsistently to stems, penetrate poorly, spur uneven root growth and yield a lower survival rate.



Split the stem of clones to expose more of the cambium layer, the only place that generates new roots



A humidity tent keeps relative humidity around 95 percent. The bottom of this humidity tent allows for drainage and air flow.



Humidity domes are lined up to make thousands of clones.



This clone will soon be a mother plant.

Before you make clones

Small clones with few leaves root faster than big cuttings with many leaves. At first leaves contain moisture, but after a few days, the stem is no longer able to supply enough moisture and the clone suffers stress. A small amount of leaf space is all that is necessary for photosynthesis to supply enough energy for root growth. Large cuttings with much stored starch root slower than small clones with small stems. The excess starch in a moist soil environment also attracts problems from pathogens. Although thin-stemmed clones have fewer reserves (starch) they only need enough reserve energy to initiate root growth. Do not use fertilizer. Do not kill clones with kindness by giving them nutrients. It will delay rooting. Ammonium nitrate, a very common fertilizer, will stop root hairs from growing. Seaweed: Nutrient extracts including seaweed and algae contain hormones (cytokinins) that promote green growth and delay root growth. Do not add more rooting hormones. Rooting hormone concentrations within clones are critical. Clones also generate (rooting) hormones. Adding more hormones (IBA, auxins and cytokinins) will disrupt the natural balance and delay rooting. Use anti-desiccant sprays sparing and only if a is impossible to set up a humidity tent. The semi-permeable synthetic anti-desiccant spray coats leaves and allows gasses to escape but not water vapor. Make sure to cover foliage evenly when applying. Even with a coating of anti-desiccant wax, clones may suffer moisture stress. Make sure to keep the root zone moist. Inadequate moisture causes root development to stop. Always keep the cutting area clean. Stay away of areas that could harbor fungus spores. Pythium is the worst! Pythium flourishes in high temperatures and excessive moisture. Temperatures

from 65-78 degrees F. (18-25 degrees C.) impair germination of most spores. Mites, whiteflies, thrips, etc. love weak tender clones. Infested clones should be separated and removed from the room to avoid spreading. Cooler conditions slow mite reproduction and allow you to avert an infestation. If an infestation does occur, apply aerosol pyrethrum. Remember all pesticides, natural or not, are phytotoxoc. Spraying cuttings is a bad idea in general. If you must use sprays, use them when it is cool and only natural organic sprays and keep them to a minimum. The last thing to remember is to grow more clones!



Mother plants grow in large self-contained hydroponic systems. The roots have plenty of area to grow and the plants can be moved individually.



This sea of clones is growing in a greenhouse under natural light. In the winter, the grower turns on HP sodium lamps to extend the photoperiod to 18 hours of light.



Growing clones on shelves that are mounted on wheels is super efficient. Create a humidity tent around clones by hanging clear plastic over shelves.

Jorge Cervantes is the author of *Indoor Marijuana Horticulture: The Indoor Bible* (with 200 ALL NEW color photos), *Marijuana Indoors: Five Easy Gardens*, *Marijuana Outdoors: Guerilla Growing* and hundreds of articles. Cervantes writes for 12 magazines in 5 languages. See: [www.marijuanagrowing.com](http://www.marijuanagrowing.com).



By: Weckels, the grow specialist from Atami  
Photos Miranda Birney

# Father of Nederweed


## The life of marihuana pioneer Kees Hoekert

**This issue my column is devoted to looking at the life of a real weed pioneer, namely Kees Hoekert. In an earlier article I mentioned a few of the old school growers, but Kees Hoekert was there in the early days too. There's so much to tell about his life as a weed pioneer and idealist, that in this article I would like to pay all my attention to him as a person. I will start from the period in which he was still a teacher. Years later he encountered the exciting world of the marihuana plant and he was able to use his skills as a teacher to convince thousands if not tens of thousands of tourists and interested folk of this innocent but oh so special plant. It is partly due to the efforts of Kees Hoekert that the Dutch policy of tolerance that we know today has come about.**

Kees spent his childhood in Nunspeet, where he lived with his parents until he was 19. After doing his compulsory military service he spent some time working as a bureaucrat for the local council in Nunspeet, but that was not the profession in which his passion lay. As a young schoolboy Kees knew exactly what he wanted to be. The profession of teacher seemed to him to be something worthwhile, involving as it did the telling of stories and the maintenance of order (in the classroom). It was not so very long after Kees finished his studies, put his military service and his brief foray as a council worker behind him and started work as a teacher at the Sint Nicolaas College in Amsterdam. He was then about 23 years old.

His interest in teaching was mostly centred on history and geography. Kees could spend hours talking about history. As a young lad he found nothing more interesting than exciting war stories, the existence and discovery of new worlds and learning about all other aspects of the past. In doing so he discovered that history often repeats itself and so you can use this to your advantage, if you meanwhile have an idea of what might happen. In addition to his main subject of history, he had a predilection for the subject of geography. This was mostly due to the wanderlust that Kees had had for years. Nothing was lovelier to him than to make long journeys to distant lands, travelling the whole wide world. Away with the standard, sometimes boring lifestyle; discovering new things, meeting all kinds of people, and learning about different cultures was much more appealing to him.

Kees never stayed active as a teacher at any one particular school. There was back then a shortage of staff, and so the jobs just lay around for the plucking. What's more, Kees was always up for something new and the thought of spending years in the same building, with the same people had little appeal for him. Thanks in part to this, Kees was never busy for long at the same school, but instead he got to visit a large number of them. In this way he ended up teaching in Alkmaar, Harderwijk (by then he had turned 25), at junior schools in Hulshorst (nearby Harderwijk), Beerzerveld and in Zutphen. Kees was never in fact in



Kees Hoekert,  
a true Dutch marihuana pioneer

**Kees did not give up his growing adventures and continued experimenting. Only after a couple of years of tinkering did he manage to succeed in raising a few good-looking plants**

the same place for more than a month or three - four tops. By then he usually felt he'd seen all there was to see and it was time for a new school. But all the time he always took great pleasure in the actual giving of lessons, and he did kind of fancy one day becoming a head teacher, although this never happened.

Since Kees by now had started to have enough of giving lessons – you at least have to get out for a while – and partly due to his wanderlust, he did manage to take a break from his classes. So he went to Morocco in 1953, where he visited Tangiers for a period of three weeks. Kees found it a lovely country and met loads of people, most of whom told him that as a white guy he was best off avoiding the Kasbah (the walled centre of the old town of Tangiers). The chance was

quite high that as a tourist, Kees would be robbed. Alas, the people that told him this did not count on how Kees was put together and that he would consider a trip into the Kasbah quite an adventure.

### Kasbah

It would not take long before Kees, armed only with a rucksack, would set off into the Kasbah to discover what the truth behind all these 'Indian tales' was. After having walked through the district for a little while, as it was very warm, Kees decided to find some refreshments in a small café that he could see just a little way further. Once he was there, Kees could not believe his eyes; there were people lying or sitting all over the place completely stoned, staring out of very high looking eyes. They were smoking a sort of green powder with all sorts of pipes. Kees was not the only one who looked about him with amazement; the Moroccans there did not often see a white man on their turf, and were as a result just as curious about Kees.

The barman came quickly over to Kees and took his heavy rucksack and offered him something to drink. Kees was amazed at the hospitality and sat down. He started a conversation with the few words of Spanish he spoke and asked the barman if he might also try one of those pipe thingies. The barman thought about it for a moment, then handed Kees one of the pipes. He told Kees that the green powder was called Kif and that it was often smoked in Morocco. Curious as he was, Kees took several deep hits and promptly had a coughing fit. The Moroccans present all cracked up laughing, but were very friendly. When Kees confessed that he found it a nice smoke, the people there began to offer him pipes left, right and centre. In this way Kees whiled away the whole afternoon smoking himself practically into oblivion. When at the end of the afternoon Kees finally decided to leave, he asked if he might buy some of this Kif. The barman and those present told him they would not sell him any – to protect him. "If we sold you some, you would be picked up by the police immediately!" the barman told Kees in Spanish. Arresting tourists was big business for the justice department. They would let Kees buy a pipe though, which was about the only thing that the police would not be able to bust him for. Kees bought a pipe and asked the barman if he had a postcard in Arabic he could send his parents, which seemed like a nice idea. The barman wrote a postcard for Kees in Arabic and gave it to him. And so Kees sent it off to his parents with the best intentions, and with no way of knowing that when his mother received it she would burst in to

tears. She thought Kees must be dead or something, since there were such strange looking squiggles (the Arabic) all over the card.

### All aboard!

Over the course of his life, Kees also spent three years just travelling. The idea of a sea journey appealed to him as a great way of seeing the whole world, get paid for doing so, and get to know a huge range and variety of people along the way. The first time he went to sea was in 1956. He travelled on the Holland-Amerika line, and visited among other places the city of New York at least 31 times. The ship on which Kees travelled was a passenger ship, a very luxurious cruise ship carrying thousands of rich passengers. His task on board was actually nothing very special, but the way in which he did it made him rich without even trying. Kees was working as a shoe polisher and that meant he had to work during the night. The night shift offered Kees the opportunity to have other people work for him. Before he had actually come aboard, he had made sure that he had brought some pocket money. Accordingly he went off in search of passengers who wanted their shoes polishing. This worked out nicely since he was so good at telling stories and it did not take long before he had a nice collection of shoes to polish.

Kees was only allowed to clean shoes at night, according to the ship's rules, and he also picked up the shoes from his customers in the evening. Then Kees would go to the cleaning services department on the ship with the story that he had another little job for them to do. The staff of the service department, what we'd call the cleaners these days, scrubbed away all night at the shoes, in return for a small cash reward from Kees. In the morning Kees picked up the shoes from the cleaners and brought them back to their owners. These were golden times for Kees since he was getting tons of tips from the passengers, to the extent that he managed to squirrel away a small fortune. He was stashing away tips for shoes he had not even polished himself!

During one of his last sea trips Kees got to know the famous Dutch writer

**Primarily because of all the experience Kees had with teaching, he found a sort of mission or calling to spread the word to as many countrymen as possible**



# NEW! SHOOTING POWDER





Do your buds fail to grow or lack substance and solidity? House & Garden invites you to try 'SHOOTING POWDER', a revolutionairy growth stimulator which is firm favourite in the Dutch market.

Every company claims it has the best fertilizer, then asks you to buy it. At House & Garden, we believe that we produce the best fertilizer, and ask you to try it.

Any hydroponic shop owner interested in House and Garden fertilizers please call one of our wholesale companies for your free sample kit.



HELP DESK : +31 (0)6- 10 93 94 12

WWW.HOUSE-GARDEN.NL  
HOUSE&GARDEN B.V.  
AALSMEER  
THE NETHERLANDS



## WHOLESALE

**CENTURY**  
LIGHTING

Unit 51 , Enfield Industrial Estate  
Enfield, Redditch, Worcs, B97 6DR



Unit 2, Teignmouth Road, Torquay, Devon, TQ1 4HA.  
Telephone / Facsimile 01803 323366

Hydro chronic UK

119-121, Teignmouth road, unit 2  
TQ1 4HA Torquay, Devon  
England, UK  
0044(0)180332 3366

Seedbank/Headlights

Studio 12 Inperial studios  
3-11 Imperial Road, Fulham,  
SW 62AG. Fulham, London  
England, UK  
0044(0)207386 5559



Jan de Hartog. Jan travelled a lot by sea and wrote a lot of books about the experience. Kees got along well with him and practically talked him to death asking about all kinds of subjects. Jan too had seen a good portion of the world, and Kees told him that he had always wanted to live in Rome or Tokyo. Jan told Kees that he would be much better off living in Paris, since he personally had found there to be a lot more to see and discover there. Furthermore, the French language was pretty easy to learn and once you had mastered it you could use it all over the world, Jan assured him. Kees believed him and decided to go and spend a year in Paris (it was 1958 by then). In this period Kees also met who would later become his wife. But before things developed fully between them, Kees decided to first have one more adventure, this time in Scandinavia.

Here Kees wanted most of all to go and see the midnight sun. he had heard about this from several people and it sounded pretty interesting. He spent a month in Stockholm and later another five months in Helsinki. Kees had actually never previously had a steady address at which he spent his vacation. He was always drifting here and there, taking a gamble on where the “ship might get stranded”. He found it easy to make contact and in this way got to know loads of people. Kees knew how to sort out a sleeping place each night, and if not he just stayed up the whole night (at least it was light all night).

After Kees had finished with his time there he went back to Paris, to find again the woman of his dreams. Kees really didn't want to stay living in Paris; he had had enough of the French mentality, and decided to go back to the Netherlands to live. She came with him and they eventually decided to settle in Amsterdam. It was by now 1960. Kees bought a house boat on the Wittenburgergracht, which is where he still lives to this day. Living in a house did not really grab him, and a houseboat seemed so much more adventurous. “It is here actually that the tolerance policy began,” tells Kees.

## Marihuana cultivation

His interest in marihuana cultivation had yet to begin. Kees had never forgotten his adventures in Morocco, and in the subsequent years he had smoked a joint or two, but really growing plants he had not yet got into. Not until he got hold of some seeds, via an acquaintance, Paul Olivier. At a pet shop Kees bought a kilo of hemp seeds. The plants that came from this source obviously were not of top quality, and growing them was not exactly easy. The first time he grew turned out to be a fiasco. As a scapegoat Kees blamed his wife; all her screaming had killed off the plants, he reckoned.

Kees did not give up his growing adventures and continued experimenting. Only after a couple of years of tinkering did he manage to succeed in raising a few good-looking plants. Kees could not control his

## ***The promotion of the hemp plant also had a downside, and it did not take long before the Dutch government also wanted to know more about the marihuana plant and its associated drugs problems***



happiness, and according to him it was because the plants had been given plenty of peace in which to grow. The Summer holidays had begun and his wife always went back to Paris with the kids to visit their grandparents. Kees stayed home; he had had a belly full of Paris and also found growing much more interesting.

The plants grew and grew, but Kees had yet to develop his taste, and what was grown was still just hemp. In fact he sowed the seeds in practically in every flower tub or bed in the city, including the flower tubs outside the police station. It did not take long before the house boat on which Kees lived began to look like a huge, floating hemp plantation. The surrounding neighbourhood was also transformed into a sea of green. Kees was also a great pioneer and believer in the ‘freedom = happiness’ principle, thus no difficult complications such as fertilizer and selection for him. “You just plant the hemp seeds in random order in all places possible and just make sure that as much hemp as possible grows, so that you can keep grubby commerce out of the picture”.

Kees was also fascinated in all the myriad uses to which hemp could be put. You could make clothes out of it, use the plants as wind breaks and perhaps most importantly of all: you could use the dried out flowers as weed tea. These were sufficient reasons for Kees to set to work both growing and promoting the use of this plant. What is more he found that growing the oh so special plant made life a little bit more interesting. These benefits were sufficient for Kees to do everything he could to make the marihuana plant famous in his native country

and if possible in all the surrounding countries too. Primarily because of all the experience Kees had with teaching, he found a sort of mission or calling to spread the word to as many countrymen as possible. In order to reach as many people as possible it was important to start getting some publicity. Every weed grower knows how easily you can end up with publicity if you start growing marihuana from hemp plants. Kees made sure to keep a regular eye on the newspapers in order to bring some attention to the marihuana plant. “You have to make sure that you come into contact with the police, then publicity will follow of its own accord”. This worked fine for Kees and he did get a lot of publicity, even far outside Holland's borders they followed Kees' activities with interest. This was just what was needed if Kees was to get the attention, preferably of the whole world, to focus on the hemp plant.

## High spirits

Previously marihuana had come exclusively from the Third World and Kees wanted to change this as fast as possible, to the great chagrin of the justice department. Kees was frequently marched off to the police station and he regularly had to appear in court. But Kees had no trouble with that, because he felt he was doing good: namely, promoting and defending an innocent plant. That is also why he was extremely happy to have had a background as a teacher, so that the judges and experts would maybe take him a little bit more seriously. “Marihuana is a weed and so will always come back” and “That's why you can not forbid it,” were much-

used phrases of Kees during his court cases. Kees hoped in this way to keep his spirits up and maybe introduce a few doubts into the minds of the experts. What is more, Kees never had a lawyer assigned to him and so had to always defend himself. For a start a private lawyer would cost too much, especially when one case after another had to be defended. Then there was the fact that there was not a single lawyer in the land who knew as much about the marihuana plant as Kees Hoekert himself did.

Kees was in no way impressed with the judges and experts and just continued more quietly with his growing activities. But he was certainly not unnoticed, because Kees and Jasper Grootveld (*hippie activist* –ed) were becoming more and more famous in Amsterdam, in the rest of the Netherlands and even far beyond. Jasper Grootveld was the one who was always helping Kees promote the marihuana plant. Together they had set up the Lowlands Weed Company, Kees as director and Jasper as adviser. In this way Kees was less easily looked upon as a criminal by the justice department, since he was now a sort of chairman (director) of the Lowlands Weed Company. The company was located on the roof of the house boat of Kees, that sat opposite what was then a police station. In total the Lowlands Weed Company existed for 15 years.

## Lowlands Weed Company

Jasper Grootveld went as a good friend of Kees and as an advisor of the Lowlands Weed Company to various cafés in Amsterdam to tell them about the possibilities of the hemp plant (fibres for clothing, soap, the seeds for use as food and of course, the weed). In this way Jasper researched whether there was a market for and interest in the marihuana plant, plus it was also a handy way or directing tourists and suchlike to the house boat of Kees Hoekert, there to make the promotion of the marihuana plant all the easier. Not long after this Kees case barely needed to take any action any more, since there was a pile of post coming in on a daily basis (in addition to the summons') and tourists now arrived at Kees' house boat by the hundred. The mission of Kees and Jasper was also boosted from 1971 onwards by the daily visit of a bus, named the Magic Bus, to the houseboat, disgorging hordes of tourists. The Magic Bus was an alternative tour bus that took routes the normal tourist buses ignored. Thanks to this extra support it did not take long before there were huge queues of tourists outside Kees' house boat. It even became so busy that the police had to control the traffic. Especially this last aspect pleased Kees immensely. “Those who once used to take away my plants from the house boat are now standing outside directing traffic to the plants on my house boat!”

Kees could not control his enthusiasm, while his instinct for teaching came in extremely useful as he waxed about the many advantages of hemp, about

***Given that Kees was committed to continuing to gently promote the marihuana plant, he had to keep thinking of new ways to bring this about.***



its history and about the signs of and qualities of the marihuana plant itself. Once Kees was finished talking and the tourists had asked all their questions, they could finish the tour by buying a bundle of plants from Kees. If you from outside the country you could buy up to 23 plants; the people from the Dutch provinces were allowed ten plants, and the Amsterdammers had to content themselves with five plants. The Amsterdammers after all had much less far to travel, and this arrangement also allowed the foreigners to take some home for their friends. The young seedlings costs just a guilder apiece and that ensured they sold like hot cakes.

To return briefly to the experts we mentioned, it was around 1975 (so many subsequent 'grow-years' later) that a certain Mr. Toorenaar put himself forward as a so-called expert in narcotic substances. He was even called by some the 'Emperor of narcotic substances'. Kees was curious about this so-called expert and wanted very much to talk to him. Once Kees, after going to much trouble, managed to eventually get in touch with Mr. Toorenaar, they made an appointment to talk about the marihuana plant. Toorenaar clearly did not feel comfortable and asked Kees: "Mr. Hoekert, that stuff of yours, is there really tetrahydrocannabinol in it?". Kees knew of course that Toorenaar

meant THC, but said that no, this was not present in his weed. Toorenaar nodded sagely. Kees knew from that moment that this 'expert' knew absolutely nothing about marihuana. There is always THC in weed, and Kees could not take the expert seriously as a result of this ignorance. He decided that further discussion was pointless and went home.

### American agents

Given that Kees was committed to continuing to gently promote the marihuana plant, he had to keep thinking of new ways to bring this about. The methods became ever more original, such as when he together with some friends from Sweden poured several kilos of hemp seed out of a light airplane over the fields of the Noordoost polder. In this way he hoped that the hemp plants would spread throughout the country and maybe pique the interest of people who had never previously seen it.

The promotion of the hemp plant also had a downside, and it did not take long before the Dutch government also wanted to know more about the marihuana plant and its associated drugs problems. Minister Van Agt decided in 1976 to visit the United States in order to inform himself of the drugs policies of America. Kees was

horrified by the idea, since the United States was number 1 in the area of drugs problems. The Americans felt that they were very scientific, but in fact they were anything but. When as a representative of the Dutch government you arrived to be told about the American policies, you would learn exactly how things shouldn't be done and you risk creating the same (drugs) problems as they had already (and still have) in America, believed Kees..

The Dutch government thought otherwise and decided to have three American agents seconded to the embassy in The Hague. Their mission was to serve the Netherlands as advisors. The Dutch government told their citizens that there was no need to worry about the American advisors, since they had no powers of investigation. Kees was furious about this and found it a cowardly and crafty stroke by both the Dutch and American governments. It turned out that the American advisors could do and see pretty much whatever they liked, since they did not have to follow the rules and guidelines that those given powers of investigation were normally held to.

Despite all the commotion that the Americans have tried to whip up about the innocent marihuana plant, happily they have never managed to completely tarnish the name of the hemp plant.

And right up to the present day every smoker in Holland can enjoy his or her joint in peace. The growing adventures of Kees Hoekert have diminished with the passage of time, but at the age of 72 that is not so surprising. The telling of lovely grower's tales and the recounting of other adventures, however, continues.

A weed pioneer like Kees Hoekert, also called the Father of Nederweed, deserves great respect. Thanks in part to his efforts, the eventual policy of tolerance came about in the Netherlands, and the country has grown into the world leader in the growing of fine quality weed. Jasper Grootveld also played a huge role in all this. This article though is really dedicated to Kees Hoekert and that is why Grootveld only makes a small appearance in it. But he too has done a lot to earn our lasting respect. In addition, it's fair to say that Kees Hoekert and Jasper Grootveld together laid the foundations of the tolerant image of the Netherlands and the current cannabis tourist industry.

Finally, here's sending out thanks to all those who helped in the writing and research of this article to make it a success, and especially to Kees Hoekert himself.



SHOP REVIEW SPAIN

## HEALTHY CULTIVATION IS EASIER



PLANTA SUR DISTRIBUCIONES, a company that has been established for years in Granada, in the south of Spain, distributes digital scales, grinders and a catalogue offering a wide variety of seeds (wholesale distribution: Dutch Passion, Nirvana, Serious Seeds, Paradise Seeds, Sensi Seeds, TH Seeds, Sagarmatha, Spice of Life, De Sjamaan, Cannabiogen, High Quality Seeds, Valchanvre, Seedsman, Soma Seeds et al). They also

offer a complete selection of ecological products of proven effectiveness for cultivating cannabis. You can browse through all of their products on [www.plantasur.com](http://www.plantasur.com).

### Why would you recommend ecological techniques and products to a cannabis cultivator?

Primarily for the environment. Our products guarantee zero utilization risk both for the people who use it and for the plants, animals, land, water, and auxiliary fauna compared to the conventional mineral-based products that carry very high intoxication and contamination risks when cultivating outdoors and extremely high in a small, closed room, both for the plants and for the growers and the environment. Likewise, the end result you achieve is a production that can stand alongside the mineral-based products, as well as an incomparable aroma and flavor.

### Lets talk a little about Organihum and its philosophy.

Organihum is a brand produced for PLANTA SUR by a renown laboratory in the south of Spain, known for its years of experience and work in the field of ecological agriculture. Organihum attempts to respond to the growers' needs in order to cultivate simply and naturally and achieve the best flavors and aromas. They hold the Spanish Agricultural Certificate of Ecological Products (Certificación Agrícola Española de Productos Ecológicos), one of the most restrictive in Europe, and of course, European. The application is simple and convenient, with spectacular results thanks to the high quality of its components. In numerous cultivation trials and research projects, both internally and externally, performed in Spain and Holland, the results seen with these products were surprisingly effective.

### What range of products does Organihum offer?

Organihum offers an extensive range of ecological products that covers all of the needs

specific to cannabis cultivation.

**NITRO** is used for growth and **NATUR-K** for flowering which is used once a week indoors and once every two weeks outdoors. We add **PLUS** during growth and flowering once every two weeks (it is a powerful bio-stimulant that acts in combination with **NITRO** and **NATUR-K**). For deficiencies, we offer: **FERRO** (iron), **OLIGO** (oligoelements), **CALCIMAG**. Under normal conditions, they would not have to be used.

**ALGAE** is a seaweed extract, perfect as a root growth stimulant and also acts as a gentle fertilizer for cuttings.

**ENRAIZ-PLUS** is a new and little known product until now. It acts like a conventional rooting hormone, but its totally natural and ecological.

**LIQUID LOMBRIZ HUMUS**: during growth and flowering, it stimulates plant growth and production, as well as soil life.

We also offer a series of natural products to treat pests and diseases: **FOSFALIM** (Soy extract. Fungicide). **OLEINA** (Potassium soap. Moisturizer combined with other products, or as an insecticide and wash). **ALLIUM**: (Garlic extract. Repellent). **PROTEX** (Chrysanthemum extract, Natural pyrethrin. Broad spectrum insecticide). **NAURFORTE** (Chrysanthemum and barbasco extract. Natural pellitory and rotenone. Broad spectrum insecticide). **NEEM** (Neem oil. Systemic and contact insecticide).

The Planta Sur technical team will respond to all queries or information requests at [organihum@duchene.ws](mailto:organihum@duchene.ws).

### What differentiates Organihum from other companies in the sector?

Honesty and quality. All of our products, and I mean all of them, are totally natural and ecological. There are many companies that say their products are organic and they aren't; others say that their products bear some type of certification and it's not true; and others use a name that confuses the consumer into associating it with ecological products.

### What plans does Organihum have for the British market?

We believe that the British grower, with their recognized experience, will know and value a superior quality product. We are looking for distributors in Great Britain to represent our products.

For further information, please call us at 0034 958 506110 or fax: 0034 958 507130. We speak English and other languages.





# BOOST by NATURE



## BioBOOST

BioBOOST is a natural fermented plant extract that stimulates bloom, increases productivity and improves taste. Made of plants for plants using a special fermentation process. BioBOOST is full of bioactive ingredients - a great tonic for your plants. It ensures the increased metabolism that the plants need precisely at the start of blooming. The result is sturdy and vigorous fructification with an increase in fruit sugar content. The plants are healthier, stronger and more resistant to infestation and diseases. BioBOOST ensures a better yield, both in quality and quantity!





# Part 11

## The Hippie Smuggler



**Anton\* (53) is a spiritually-focussed Amsterdammer who spent the 1960s as an 'active' hippie. In the early years of that decade he made long journeys to the East, where he found himself in countries including the Lebanon and Afghanistan. It would be the beginning of a long-lasting career as a small-scale hash- and weed-smuggler. During his smuggling career Anton has seen the inside of several prisons, and he looks like a Dutch version of the lead in the famous film *Midnight Express*. Anton, who still describes himself as a hippie, speaks open-heartedly about his adventures to Soft Secrets in this edition of Underworld.**

By Charlie Stone

**Soft Secrets: Anton, where and when did you first come into contact with hash or weed?**

Anton: In the Lebanon, in the beginning of the 1960s, before the whole concept of a 'hippie' even existed. I was travelling in the Middle-East and kept body and soul together by doing anything that my inner voice suggested I do: begging, washing up, busking in the street. The first time that I smoked I felt as if a couple of shutters on my spirit had been thrown open. I began smoking joints and was offered later, in Jerusalem, a water pipe. Using that made me hallucinate and from then on, I was an enthusiastic user. After that I got the idea that I could finance my travelling, and I got into smuggling. The first time I went to the Lebanon, I just filled up my rucksack, shoved a bit of plastic over it and bingo, back to the Netherlands.

**How much hash exactly did you have on you then?**

12 kilos of lovely, butter-soft Lebanese. It was hardly tested and just stuffed in lumps in to my rucksack and crammed down. And it pretty soon began to pong a fair bit on the way back, *hahaha*.

**Who did you sell the stuff to back in the Netherlands?**

To friends and acquaintances. It took me about a year to get rid of that first load, because at that time there could not have been more than 100 smokers in the whole country. On a Friday night you could just stand on the Leidseplein or the Rembrandtplein (*Amsterdam night life areas – ed.*) and take 500 guilders selling 25-guilder bags. That was the only way back then.

**When did you decide to go and get a fresh batch?**

A year later, when I went to Turkey. And then again I immediately started off on the wrong foot. We were sitting in Istanbul in a hotel room, me and about eight blokes, and we had a couple of lumps for our own use. Wrong time, wrong place, apparently, because the police raided us. I was taken with nothing in my pockets, but there were a couple of crumbs of hash

on the floor. We were hauled in and it seemed I was the only legal adult among us and guilty or not, someone was going to have to hang. And that was me. I was the only one busted – three years in jail.

**You wound up in jail in Istanbul?**

On the basis of a confession that was beaten out of me, yes. I was beaten on the soles of my feet with sticks and bamboo poles. That was a regular ritual that everyone who was arrested was put through. Then the investigations department was shut, any visitors were sent home and they'd set to torturing for a couple of hours. They called that 'interrogation'. And once you realise that they would continue for as long as it takes for you to sign, then you pretty soon choose to incriminate yourself...

**The prison too could not have exactly been a holiday...**

I was in the Sultan Ahmed-prison, and that was just like in 'Midnight Express'. That film was bang on in showing how things were. But I also had some laughs too y'know; it was not all misery. There was a little group

***"I was beaten on the soles of my feet with sticks and bamboo poles. That was a regular ritual that everyone who was arrested was put through."***

of eight or so Westerners, all there for possession of hash. The cells were about the size of double classrooms, filled with piles of bunk beds. There were maybe 200 men to a cell.

**But you escaped?**

Two times in fact. The first time I climbed over the wall, but was picked up again pretty soon after getting out. As a punishment I had to sit in a hole in the ground with a grate over it for a month. The second escape was during the trip to the court room; I jumped out of the police van and managed to escape. I ended up in Syria and thought I was safe, but the Dutch Foreign Office refused to repatriate me. Later I found out that I had been the victim of a political deal. One that has been persistently denied right up to the present date.

**What kind of deal was that then?**

Anyone below adult age who had been arrested in Istanbul had to be released, and in exchange they'd be given the only adult: me, in other words. As for 'guilt', nothing was even discussed. The deal was made by the Dutch consul with the Turkish court. With the permission of the Dutch Foreign Ministry, that I know for certain.

**How come?**

I had started out assuming that once I had escaped from Turkey and found my way to a Dutch embassy, I'd be home free. Logically, that's a fair thing to assume. The embassy in Turkey obviously could not do anything for me, because they would have to operate according to the decision of the Turkish court. But in Syria that should have been a whole different story. I had got myself over the border, had committed no crime in Syria, besides illegally crossing over the border, and the Syrian police had already said that they would have no problem with me being repatriated. But after waiting for a week for the nod from the Foreign Ministry I suddenly heard that I must immediately leave the embassy and that they were not allowed to help me. So there I was just standing helplessly again in the street. Later I was almost lynched by a mob in Northern Syria when I mistaken for an Israeli spy. I had to pretend to be a bit crazy in order to convince them that my problem was with hash.

**What happened, exactly?**

At a certain moment a couple of weird guys approached me demanding to see my passport. I told them to piss off, and suddenly the idiots start screaming that I'm an Israeli spy! In the middle of a market place. It went deathly quiet, and everyone turned their heads to stare at me. My heart stood still and I just thought: 'Beam me up, Scotty', *hahaha*. Eventually I was saved by the police and I have never in my life been so pleased to see the cops! But the Syrians had a whole different interviewing technique: they'd hang you

up by your handcuffs, your arms over your folded legs, and then place a pole under you knees between two stools, with your head down. They then pop back every 15 minutes to see how things are going..

**What did you have to admit then?**

That I was an Israeli spy. Because someone had yelled that, then that must be what's happening. So first I had to talk my way out of that one. Eventually I was given a four week verdict for illegal crossing of the border, and that was okay really, it was quite pleasant to sit out. But then I was brought back to Turkey. At the border they knew nothing about it, and in all the confusion I took the chance to slip away once again. I eventually made my way through the communist countries and hitch-hiked my way back to the Netherlands. Ironically, it was these countries that I always been afraid of.

**How did the journey go?**

Hitching and walking. Every time I came within sight of a border, I got out of the car and waited until nightfall to make my way over the border, through forests and marshes, before finding my way back onto a road. Via Bulgaria and Romania I arrived in Germany, and eventually The Netherlands. All the time without a passport!

**Wasn't that all incredibly anxiety-inducing, to be in those kind of countries, walking around without a passport or money?**

Too right it was, and it really stressed me out. When I eventually got home, I was completely fucked up, really shell-shocked. I had a bullet hole in my leg and had had to walk through mine fields, had done things that were unthinkable. Later that led to a relapse, during which I also went through one of the less pleasant periods of my life, and really started to hit the dope hard. But I don't know if you could call this period 'worse', because ultimately I was still on a journey, a journey inside as well as outside.

**How did your return to the Netherlands feel?**

Here in the Netherlands everything had exploded and Amsterdam was already the 'magical' centre of Europe. The hustling in the street was just too nice, which is why I stopped for quiet a while with my international trips.

**When did you pick up your career as a smuggler again?**

I think that I was about 30 when I first went back to Asia. You see in Amsterdam, we were all poor, but that didn't matter. The energy, the revolution - that was what it was all about. If you had hit 30 years old and all the time busy with hash and you still hadn't become filthy rich, then I think that says it all really. If I had really gone for the deal, then of course I would have been pretty damn rich, because I certainly had all the contacts.

**Why did you then decide to pick up the threads of your career again?**

Thanks to the contacts in Asia that I still had. They had become a bit diluted, but there were still plenty of them. So I went over to India to pick up about five kilos of hash, and from that lived for about a year and a half. And this is the way that I had always done it.

**A lot must have changed between then and the first time you went out there.**

Everything had become harder and more professional. Back in the days when the Lebanon was the main source of hash, there had been a corrupt US ambassador in Frankfurt. For a fee of \$20,000 he would make sure you got put on the payroll of the Embassy, which gave you a diplomatic passport. Back in the day nearly every Amsterdam dealer was wandering around with one of these in his pocket. The ambassador collected



the 'salaries' and no questions were ever asked, since that is how things worked with them: the CIA or whoever could have all kinds of local figures drawn into their games. That did lead to some laughable situations, y'know. I once jumped on a plane in Beirut with a suitcase full of hash. I looked around the plane and thought: "My God, there isn't a single suitcase on this plane that doesn't have hash in it." All around, there really were only dealers sitting there.

#### How long did this period last?

It lasted about two years before it came to an end. At the time I was mostly doing business out of Turkey and Lebanon. Turkey for the delicatessen stuff, and Lebanon for the more commercial products. Then mid-way through the 1970s I went back to Nepal and got into dealing Nepalese. I'd just fetch a suitcase full two or three times a year, pretty casual like. And that went well. But the technique has since been sussed by customs.

#### In other words, you could almost say the most simple method is nearly always the easiest...

Look, most guys who smuggle are scared of what they're doing. In that case it is logical that you want to put as much distance between yourself and the hash that is being moved. The result is that you want to get rid of your suitcase filled with hash as soon as possible. This is a mistake, because then you have lost sight of your suitcase and you have no idea what is going on behind the scenes. If you keep it by you all the time then you always know what is going on. Hash is not visible to the X-ray machines so there is no need to get too worked up about that. If you just camouflage your hash in your suitcase a bit, then you're okay. Of course, as a consequence you

have to be able to keep your nerves under control. There a few key moment when you don't want to be standing there sweating. I know a whole load of guys who have worked just like this for years, without ever getting busted. In any case, at least I have never been caught in this way.

#### How long have you been operating like this?

About twelve years. I've been making a maximum of four trips a year back and forth, and this has been enough. In Manali there are two harvests a year, the summer harvest from the lower valleys and the winter harvest high up in the mountains. So I have tended to make a trip around the end of June, and two more in September and October. This rounds off the year nicely and makes sure there are no financial problems hanging over.

#### I'm presuming you no longer only sell your goods to friends and acquaintances...

No. I have always had a supply of people who want to buy or sell. Sometimes a lot, sometimes not so much, but never container loads of something like that. The people who are busy with such operations I have always managed to keep at arms length, since I was never attracted to the gangster-ish aspect of the business. I never wanted to be a criminal. It must always be possible to keep my whole business in a simple overview. Scandinavia, now that was one of my bigger adventure. I was shifting quantities of 100 kilos a trip.

#### Which would no longer be being shipped in a suitcase...

No, in cars and buses. I began at the end of the 1980s with it, and things went well

### ***"I looked around the plane and thought: "My God, there isn't a single suitcase on this plane that doesn't have hash in it."***

for a while until I was finally made to look like an idiot. I got busted and given seven years in Finland. I just got back to the Netherlands.

#### And are you still active?

Erm, I would rather not go into that, thanks...

#### Did you use to do a lot of business with the coffee shops?

Not much. Coffee shops are run by middle class tossers. I think they're awful people, just like other tradesmen. The guys are always a pain in the ass. If you want to sell them three kilos, they might well want it, but you have to take a pound a week over to them. It is that small-scale thinking that irritates me.

#### But don't coffee shops do have to stick to some pretty strict rules?

Yes, sure, but coffee shops have become terribly dominant in the Dutch market. There was a buyers market that developed in which the coffee shops effectively set the prices you would be allowed to get. And then you're talking about guys making a 100% mark up on the product, working legally, taking no risk and then pissing about with the people who actually do take the risks about. It's just not a nice way of doing business.

### ***"You have to be able to keep your nerves under control. There a few key moment when you don't want to be standing there sweating."***

#### What do you think of the new drugs policies of the Dutch government?

It is a joke. The coffee shops are being driven back into the criminal world because the home growers are being strangled.

#### But how do you see things developing at a European level

Eventually hemp will be recognised as the great, world-saving, magical plant it is. Or rather, it will be re-recognised. The generation that has grown up with hash and weed, this will be in 20 years at the height of its influence. And at this age they will begin to wield their most political influence. They have no memories of strange hippies; that was all well before their time. From their birth onwards, they have grown up with coffee shops, and so something will inevitably change. There will inevitably be some moves towards normalisation of drug use.

#### Legalisation is a far off prospect at the moment in any case...

Yes, but that is because the Dutch authorities really want to crack down on 'organised crime' - but that simply does not exist. If you have anything to do with drugs smuggling, then it all goes through informal channels; via the club land circuit, for example: clubs and bars. Everyone in it has their own specialism, and these specialists come together for an opportunistic deal. But in actuality these are all just individuals; nobody works for anybody else, everyone works for themselves.

*\* Some names and places have been changed, for obvious reasons.*

## COLUMN

# The Evil Weed

## Or Are tobacco users taking the mantle of social pariah from drug users?

By Dr. John Dee

This week the Scottish Parliament passed a law which will effectively ban smoking tobacco in any enclosed public place. There are a number of people who see this as only the beginning and that eventually, the evil weed will be banned pretty much everywhere except in one's own home.

Interestingly, the plan is to fine anyone who breaks this new law up to UKP 3,500. How this is going to be enforced and the fines collected (particularly when one considers that the highest concentration of smokers in Scotland are to be found among the poorest sectors of the population) is anyone's guess. The police must be delighted at this prospect (that's irony, folks), but that's another story.

Personally, I'm not against the restriction of the smoking of tobacco by any means, but I'm totally opposed to these draconian blanket bans. In restaurants, for example, having someone blowing clouds of cigarette smoke (or worse, cigar or pipe

smoke) over you as you're about to eat is ignorant and altogether unnecessary. Answer: smoke free restaurants.

There's a weird and rather perverse twist that's occurred here. With recent the recent cannabis legislation and reclassification, it's effectively okay to use cannabis here, but it's still regarded a crime to buy it. With tobacco, it's still okay to buy but it's a crime to actually light one up.

What's going on? Tobacco is a perfectly legal (albeit increasingly stigmatised) commodity in the UK, and so it's perfectly okay for someone over the age of 16 to walk into a shop and purchase a packet of ridiculously overpriced cigarettes, instantly paying a sum of three quarters of what the cigarettes actually cost into the coffers of the Exchequer, and effectively keeping (among other things) the National Health Service afloat. Absurd! Obesity is a big (ha!) problem in Scotland as well, therefore if the same logic is applied, it would be okay to go and buy a deep fried Mars Bar (or whatever), but illegal to eat it.

It seems to me that what's at the heart of all this is - as ever - money, and that the government - again, as ever - want it all ways. It's okay, in a not-really-that-okay-but-there's-nothing-we-can-really-do-about-it kind of way, to use cannabis, but not to buy or sell it. This is probably because growers and dealers, through no fault of their own, don't pay tax on their goods. With tobacco, on the other hand,

the government want the serious amount of tax money generated by smokers while simultaneously criminalising them under the mantle of "this is for your own good". Yeah, right. Like they really give a shit. Given how keen our government is to ban or restrict any activity remotely approaching enjoyment, some among us may wonder why they've not decided on an outright tobacco ban. To those individuals I'd say: money.

I'm no champion of the tobacco industry, which I consider to be dishonest, obfuscating and morally bankrupt, but I *am* a champion of individual liberty, and this legislation is bordering on the fascistic. We all know that tobacco is bad for the health, and therefore anyone who chooses to carry on smoking should be regarded as accepting personal responsibility for the consequences of their habit.

A disturbing development in all of this rubbish is that a number of smokers of weed but non-smokers of tobacco with whom I'm acquainted seem to think that this is all perfectly okay, and that people should be essentially *forced* to give up their habit. All very easy to say now that the laws regarding cannabis have been eased up, but these are the people who were squawking about personal choice and individual liberties not so long ago. Basically, now they've got a group they can look down their noses at. Some people have indeed got very short memories, and it's not because of the dope.

[dimethyltryptamine777@hotmail.com](mailto:dimethyltryptamine777@hotmail.com)



# Greenline

your natural 'high' way



**HUGE ONLINE GROWSHOP**  
**HTTP://WWW.GREENLINE.NL**

Pascalstraat 30  
 1446 TX Purmerend  
 Tel: +31 (0)299-461681

Zeglis 7  
 1813 SG Alkmaar  
 Tel: +31 (0)72-5470174

Factorij 10K  
 1689 AL Hoorn/Zwaag  
 Tel: +31 (0)229-244468

**V&L**

**Vloeijsberghs & van Leeuwen BV - (Agro)Technical Wholesale**

Pascalstraat 28-32 - 1446 TX Purmerend - The Netherlands

Tel: +31 (0)299-666911 - Fax: +31 (0)299-666946

Email: office@venl.com - Homepage(wholesale only): www.venl.com

**SUPERNATURAL<sup>®</sup>**  
**BRAND**  
**TERRAPONICS**

**The Future of High Performance  
 GROWING is Here!**

pH perfect growing medium contains 23 proprietary ingredients

- All macro and micro nutrients
- Two kinds of Diatomaceous Earth
- Three different types of calcium
  - Leonardite
- Humic and Fulvic acids
  - Humic peat
- Hormones and Enzymes
  - Organic carbon
  - Volcanic Rock
- Vermiculite and Perlite
- Food grade B1 and other Vitamins
- Homogenized medium for even dispersal of nutrient
- Naturally pH balanced
- Pre-layered in the bag to mimic Mother Nature
- + 8 Supernatural Secrets

**SIMPLE TO USE**  
**LOW MAINTENANCE**  
**HIGHER YIELDS**  
**QUALITY GUARANTEED**  
**GROW WAY MORE!**

**www.terraponicseurope.com**





## Rootzone, Staines

A warm welcome from knowledgeable and friendly staff Sid and Phil is what you will get when you visit Rootzone. Easily accessible from junction 13 of the M25, the shop is within easy reach of West London and the Home Counties, and on arrival there is a private car park off road. Having been established at the Green Business Centre for over 7 years Phil and his staff are well versed on all aspects of hydroponics from the small hobbyist right up to University/research projects. The shop was opened in 1997, and ever since it has made sure that all new products are well investigated and customer feedback is welcomed and taken on board. Rootzone works closely with many leading manufacturers such as Canatronics, Hydrotops, Ikon International, Nutriculture Ltd etc and although Rootzone always tries to support UK manufacturers, products from Holland, Canada, Australia and New Zealand can be found on the shelves. Various systems and kit are set and running in the shop giving customers the chance to see and understand what hydroponics is all about. A massive range of kit enables the guys to customize set ups for any situation, and if it is not a stock item, equipment is ordered in with no delay whenever possible - with no empty promises made! For customers unable

to visit the shop, just visit the website (below) for a catalogue, easy navigation, e-mail and secure ordering.



**Rootzone Hydroponics Limited**  
**Unit 2 & 3 • The Green Business Centre • The Causeway**  
**Staines TW18 3AL • Middlesex**  
**Tel: +44 (0) 1784 490 370 • Fax: +44 (0) 1784 451660**  
**Web: [www.hydrowebshop.com](http://www.hydrowebshop.com)**  
**Open: Monday to Saturday: 9.30 am to 5.00 pm**

## Spidermite, Isle of Wight

There is finally a safe, pesticide-free method of controlling a grower's worst nightmare: spider mites. Scary though they are, they're not half as worrying as the stuff that has traditionally been used to combat them, substances that would not be out of place in the Second World War. Spider mites can have devastating consequences for your crop; all that time and effort wasted, it's no wonder that many rush straight for the bottle of Malathion or some other organophosphate toxin. Sure, it will destroy your crawling pests. But do you really want a highly dangerous nerve agent rolling around inside your lungs? No you don't, unless you feel up for some joint pain, reduced immune system, weakness, nausea, headaches and other debilitating, irreversible neural damage. The guys at Spidermite Control have years of experience with these little critters, and after much trial and error have come up with a safe, plant-based and chemical-free alternative. This blend of plant oils cannot be beaten on performance; plus this definitive, effective product is environmental safe and non-toxic to plants and humans Spidermite Control was set up in 2000 on the Isle of Wight, and all tests of their product have since proven it to be 100% effective in ridding plants of their devastating infestation. Not only will

it eradicate the mites, but their eggs too, without producing any damage to the plants or you when you consume their end product. Thanks to their waterproof outer cuticle, pesticides can have trouble adhering to mites. Spidermite Control's plant-based product works by coating the insect's outer layer and suffocating it. Technically speaking, the tracheae through which they breathe are blocked up. Being a mechanical rather than a chemical attack, there is therefore no chance of the creature building up resistance, as with chemical toxins.



### Spidermite Control

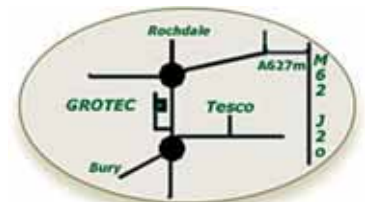
**Web: [www.spidermitecontrol.com](http://www.spidermitecontrol.com)**  
**Email: [mikehipkiss@msn.com](mailto:mikehipkiss@msn.com)**

## Grotec, Rochdale

Grotec was opened in 2001 by Howard Marks and run by a like-minded group of individuals who also believe knowledge is power, and like a new challenge every day. The shop now has several other celebrity customers who prefer to remain nameless, as well as a strong base of professionals, including doctors, solicitors, barristers, teachers, plus the usual blend of self-employed entrepreneurs and dedicated hobby growers. Grotec is just two minutes from Junction 20 off the M62, and only 10 minutes away from Manchester. However, since they started doing mail order, says the owner Mr. Khan, "we have a very wide customer-base, geographically; the website has played a big part in spreading our wings. " With full e-commerce capabilities, the site and has enhanced relations not only with customers, but also with shops in other countries, such as Sensemilla Puntozero, a head shop Grotec has developed close links with near Malaga on the Costa Del Sol. "This has brought us in a lot of international business," he says. In keeping with their company claim that 'you'll come to us for price, but stay with us for our advice,' the website offers besides a catalogue a wealth of tips and advice on lighting, propagating and raising plants, plus complete beginner kits. The shop also likes to get involved in more local projects, and it currently helping to promote hydroponics in local primary schools with free starter kits and demonstrations.

(Please e-mail or check website for more info). The Grotec staff has over 100 years of combined growing experience and they have won many awards from local allotment groups and horticultural associations.

Grotec stocks a wide range of top brands for growing in soil, using NFT, flood & drain, and aeroponics, plus nutrients and supplements, switches and timers, pumps and environmental controllers, accessories and books. They have excellent links with a local head shop which supplies all the best seeds, and they just got sent a lot of business from the local underground coffee shop - but free coffee is just one of the perks of the job!



**Grotec**  
**373 Manchester Old Road • Rochdale, OL11 3PG • Lancs.**  
**Mob: +44 (0) 7890 214 079 • Tel: +44 (0) 1706 750 293**  
**Web: [www.grotec.co.uk](http://www.grotec.co.uk)**  
**Open: Monday - Saturday 10.00 AM - 6.00 PM, Thursdays until 7.00 PM**





# Dr Chronic

Over 400 strains of cannabis seeds from 27 breeders across the globe. Next day delivery in the UK. We also carry a full range of lights, nutrients and grow systems.



High in Quality  
Rich In THC

PH: 01702 469 785



[www.drchronic.com](http://www.drchronic.com)

## Northern Hydroculture & Irrigation Systems Meanwood Leeds

**Suppliers of all your indoor growing needs**

Horticultural Lighting 250w - 1000w,  
Energy saving Envirolites Blue/Red,  
Growing Mediums including **ALL MIX**, Gro-Tanks,  
Environmental Control equipment,  
Ventilation equipment, Nutrients & Propagation

### Stockists of:

Vitalink  
Bio Biz  
Bio Grow/Bloom  
BcCuzz  
Canna  
Dutch Master  
Earth Juice  
Ionic  
General Hydroponics  
And Many More



### Stockists of:

Enzymes  
Root Stimulators  
Bloom Stimulators  
All Irrigation Fittings:  
Drippers, Misters  
Sprayers  
Supply & Feed Line  
Fixtures & Fittings  
**Ordering Service for  
Live Predators**

**52 Stainbeck Road, Leeds LS7 2QY**  
(on junction of Stainbeck Road and Potternewton Lane)  
**Free & Friendly Advice Always Available**

**Tel: 0113 275 0330 Mob: 0794 7845032**

Mon - Fri 10.00am until 5.00pm  
Saturday 11.00am until 5.00pm

**[www.northernhydro.co.uk](http://www.northernhydro.co.uk)**

## HydroCOLCHESTERS

Unit 44, BLock A, The Cowdray Centre,  
Cowdray Avenue, Colchester, Essex CO1 1BH

For all your growing needs...

Keenest prices/friendliest service/free professional advice

We cater for the beginner, the professional,  
the hobby-grower and the connoisseur

Complete hydro systems

Soil gardening

Over 20 different nutrient ranges

100% organic feeds

5 working grow rooms

**+44 (0)1206 544566**  
**[www.colponics.co.uk](http://www.colponics.co.uk)**



**QUICKLY DELIVERY**

**Phone: 0034 958 506 110 - Fax: 0034 958 507 130**

**WHOLE SALER OF**

**PLANTA SUR**

VISIT OUR WEB:  
[www.plantasur.com](http://www.plantasur.com)  
[pedidos@plantasur.com](mailto:pedidos@plantasur.com)

All kind of GRINDERS and POLLINATORS

And extense range of DIGITAL SCALES

The best dutch and spanish SEEDS company

Wood box pollinators  
handmade from spain

ORGANIUM is an extense line of ecological preventives, insecticides,  
nutrients, all registred by the european commision.

**ORGANIUM**  
Ecological nutrients for cannabis growing

Try our natural earthworm  
HUMUS liquid

Try the natural way

Ask for your free CATALOGUE (Only shop)



# Derrayld

## Growing ganja in South Africa

**“I have been growing now for a good 12 years in South Africa. I began to grow my own stuff because I’m mad about smoking ganja, and so of course I want to grow my own buds. Now I do, I can choose for myself how my buds are dried and ripened, and I can choose the variety I want.” In the latest in his series of interviews with foreign growers, Bart B talks to Derrayld from South Africa.**

By Bart B.



*This African Mystic enjoys the African sun in full and has grown into a real giant of a lady.*



*Cannabis in South Africa. The plants look like enormous bushes or even trees.*

**Another favourite variety is the little-known Transkei Rooibaart. This really does have one of the most intense highs you will ever come across.**

“Thanks to the great variety of growing circumstances in South Africa there are huge differences in the quality of the stuff we get to smoke. The range is from D-grade, badly grown weed that looks terrible and tastes as if there are 4000 seeds in it, up to the A-grade sensi-crops that are gorgeous. I saw the latter being harvested and I knew immediately that I had to do the same in order to get the quality I wanted for myself. I love the whole plant, from its genetics to its breeding, smoking it and photographing it; I enjoy all of it.

Since then I have grown maybe 50 different varieties of cannabis, many of which will be pretty much unknown to most people. I am also constantly busy

with many other varieties to find out if they live up to their hype. Lots of varieties have had qualities described that they do not actually possess. That’s why I test them all, to check what they are really like. I have resolved to no longer chase along after hypes and buy my seeds based on their claims. This is especially true with the C99. In my opinion this is certainly not the Holy Grail of cannabis varieties, as it has been advertised. It is a good breed, but not the Grail.

One of my most favourite varieties is Highland from a seed company in Spain. It is a lovely combination of Jack Herer, KGB and White Widow. Another favourite sort is the little-

known Transkei Rooibaart. This really has one of the most intense highs that you will ever come across. I had to lie down to avoid falling out of my chair. And of course there’s my Troublelum; this consists of a N1#6 father and my favourite earth variety of sativa, Transkei/DP and IBL, which I called Pink (Bubblegum). The seeds that came from this were Troublelum, a wonderful combination of a low-yielding pure sativa with an outstandingly good yielding, early blooming Dutch classic. The results show a remarkable likeness to the Bubblegum mother, except that the longer blooming period has disappeared. A heavenly combination.

### African Mystic

I hand-picked the seeds of the African Mystic from a crop I raised in the rural Transkei region. The seeds were germinated in the early winter. They began very early to bloom, but did not go into it fully. They developed a crown of 14 branches, of which only the main stem possessed a few buds in

their early stage, but further the plant did not have real buds. I decided to chop the crown back so that the plant would go back into its veg phase. In this way the plant went from weak bloom back to growing. During the growth and bloom I followed a fixed regime of giving it water just once a week, or every two weeks with a feed dose as recommended on the bottle. This nutrient contained lots of nitrogen and a 20-20-20 slow release organic compost.

A product that I use for the veg phase to provide nitrogen is Nitrosol – this is an organic N-fertiliser. It works really well. The most important factor when using fertilisers is to apply a low dose frequently rather than a few high doses. Too high a dose can burn your plants’ roots or at least give them a shock, even if it is organic feed. As well as that I make sure I have an earth mix made up of three parts chicken manure, horse manure and mix of cow, sheep and goat manure. And of course, don’t forget the perlite and bone meal.

During the grow, thanks to an extended period of rain I had a few problems with mould that made things pretty hard for the biggest of my ladies. Also because the sativa buds are by nature airy they can easily become infected with botrytis or mildew. So I was regularly to be found early in the morning shaking the excess water from the buds. I had no further problems, except for the enormous size of the plant which dominated the whole front garden. My parents and the police at some time both stood right next to her without realising she was a cannabis plant.

The bloom period of this lady was long; very long. Because the plant grew so close to the house its photo period was extended by the house lighting. Thanks to this, the whole bloom period was extended by one or two months. The buds began to develop really slowly, but once they were nice and far into the bloom, they soon became giant sized. I had to bind up the branches as the buds were so heavy. Branches of three meters were lying on the ground because of the heavy top weight on them. I even needed two hands to lift the branches. As a bloom fertiliser I finally added some potash to the soil. For the rest, I just let nature do her work and things were fine.

### Various yields

Cannabis begins to bloom in South Africa in the beginning of March. Some sorts you can harvest in July, and others until well into January. Exotic varieties begin to bloom at various times thanks to the variety of light period in South Africa. So you can easily let a White Widow grow indoors. From the day on which you plant her outside, she will begin to bloom. This even happens during periods of 14-hour days of sunlight, and that is not a normal time scheme for plants to go into bloom. Not insignificantly, this means that I can get two outdoor crops in one growing season. We have two or three seasons. The summer is of course the best, but



*This Big Hawaiian Skunk has begun to bloom. The plant is clearly enjoying its stay in South Africa.*



*A close up of a Big Hawaiian Skunk bud.*





Now they are going to really work hard on their buds.

***I was regularly to be found early in the morning shaking the excess water from the buds.***



Besides an outstanding climate, South Africa also offers a lovely, relaxed living environment.

the winter harvests are also well worth the effort. And if you're lucky, you can get away with one more crop in late winter/early spring.

In any case, in the summer you can get two harvests. The African climate is one of the very best in the world. In summer you have 16 to 17 hours of sunlight, with periods of rain and vigorous winds to make the plant stronger. Also, the balance between the air moisture and the dry climate is just right. Our rain water is of an unbelievably good quality. I give the plants alternatively rain water and tap water. Both have an outstanding pH.

There are an enormous number of outdoor growers in Africa; I mean, it's really unbelievable. South Africa has the highest growing figures in the world. It is one of the biggest suppliers of cannabis. Around 70 percent of the Swazi that is grown in South Africa is exported to the Netherlands, North

America, etc. Most ganja is grown by local farmers in the countryside. They see ganja as a source of extra income. There are several hundred thousand of these. The Transkei and Swaziland are mostly used as growing areas. You can effectively turn up at any household and ask for some umphete or ganja. They will take you down to their plantation, or at least point you in the right direction.

The number of indoor growers too is growing by the day. This is because growers are always looking for better ways of growing good ganja. Some do it so they can get into commercial growing. Others just want to have top quality gear to smoke. Others still do it because they are worried about growing outdoors and find it safer to keep things under wraps. And of course you have people who grow indoors as well as outdoors.

**Cannabis trees**

The African Mystic was harvested over the course of a month in four stages. I first harvested the heaviest buds because these were creating problems

they disappointed me a bit. But I don't find it too serious, given my passion for ganja, and I find it pleasant to be busy with it. I could have done with some help with the giant African Mystic though. Simply because the tree-like lady provided me with an enormous mountain of buds. But I can guarantee you that these same friends will be about when it comes to smoking the stuff. But all's well that ends well.

**Trimming**

The difficult thing about the trimming was the enormous size of the branches. Each branch had many side branches which in themselves were bigger than many entire plants grown indoors. So I had to take it in phases and gradually work my way through the huge branches. Once I had the branches cut into lengths that could be easily trimmed, I hung them in a drying room. This room was dark. From the floor came a steady draught. The plants remained hanging until the branches were dry enough to snap in two. Then I began to pack the ganja into bags. Given the huge volume, this was way too much work. Next time I'm just

"None at all. It is still seen as illegal, but the police really don't give anyone trouble. Because growing cannabis is an important supplement for the local farmers' it would be difficult for the police to ignore them and still bust white growers. That would be a double standard they'd be operating, and the government would not allow that. So it is still forbidden by law, although there is some discussion in the government about changing that.

Finally the country is beginning to wake up to the economic importance of hemp and cannabis. They realise that it is a waste of money to forbid something that can not be forbidden. They could just as well put the money into tackling real crime, such as rape and murder. Or to do something about HIV-epidemic."

**What is your own opinion about this?**

"I think that our laws are outdated. The ban is a waste of time. I am a 'dreadlocked' Rasta and I have always believed in the smoking of ganja because of my convictions and my religion. I am not a religious person,



The buds swell up during the last weeks of the bloom. The harvest draws near. And then there's just a few weeks of struggling to de-bud the cannabis bushes.

going to get one huge brown sack and save myself a heap of bother. When the buds were dry, but not dry as powder, I packed them into glass jars to ripen. I never open these jars, unless I see moisture inside one of them. I leave them to stand for a month, sometimes six months.

This beauty, the, African Mystic, brought me 2.5 kilograms of dried buds. And I gave a kilo to friends, which I didn't add on. In total I therefore must have got around 3.5 kilos from one plant! This tree of a plant is my biggest yielder to date. The total harvest for the whole year was also a record breaker for me: I had six kilos of buds from 12 plants. Just enough for myself, my wife and my best mates."

**To finish I put a few questions to Derrayld. First off, asking him how many plants you can get away with growing in South Africa without any problems?**

but I o believe in other people's freedom of choice and religion. If that choice is to smoke cannabis as a holy herb, then so be it.

Your plants reflect your own love and if you give them what they need then they will return this love many times over. Do not be afraid to tell your plants that you love them, and that they look sexy. I do it the whole time. Also don't be afraid to be hard with your ladies; a little S&M does not do any harm! I'm talking about tying them up, breaking the stem and bending the stem as having positive effects on the plant.

Don't be afraid to grow. You'll never look back after your first plant."

**"In the words of the wonderful prophet Bob Marley:**

*Get up, stand up, stand up for your right, Fight on Ganja Soldiers."*



**STARLITE SYSTEMS**  
HYDROPONIC AND HEAD SUPERSTORE

Lighting, Nutrients, Starter Kits, Additives, Boosters



Fans, Filters, Environmental Control, Hydroponic Accessories



Large Selection of Pipes, Bongs & Skins:



Cannabis Seeds, Mushroom Kits, Digital Scales, Vaporisers  
(Over 400 strains available)



It is illegal to Germinate Seeds in the UK. We do not take responsibility for those that do.

Visit our On-Line Superstore for the Best Deals in the Galaxy!  
**www.starlitesystems.co.uk**  
+44 (0) 1752 551233

The UK's Fastest Growing  
**Go Tec Hydroponics Shop**

Open: Mon - Sat 10 - 6  
Thursdays 10 - 7

You may come to us for the price but you will stay for the advice

**grodan** THE GREEN SOLUTION **MAXIGROW LTD** **CANNA** The solution for growth and more

Visit our website to order or for advice  
Secure transactions, quick delivery



Product range:  
Lamps and Bulbs  
For Soil  
For N.F.T  
For Flood & Drain  
Aeroponics  
Nutrients and supplements  
Eco switches and timers  
Pumps  
Environmental Control  
Test Equipment  
Accessories & Rockwool  
Books  
Special Offers

Discounts available on bulk orders  
Please give us a call for details

For all your growing needs even if your growing weeds

373 Manchester Old Road  
Rochdale OL11 3PG  
Tel: 01706 750 293  
Fax: 01706 648 944  
Order online @:  
**www.grotec.co.uk**  
Txt: 07890 214 079

**FUTURE GARDEN**  
HYDROPONICS

All you need to grow your favourite plants **ALL YEAR ROUND**



We stock a wide range of Horticultural Products and can cater for the amateur to commercial grower:

For free advice, just pick up the phone.  
**Tel: 020 8550 7310**

26A Woodford Avenue, Gants Hill, Ilford, Essex IG2 6XG  
OPENING TIMES: Mon - Fri 10.30am to 5.00pm  
Sat 10.30am to 3.00pm

**www.BoesBoes.com**

**GROWSHOP**  
**Boes Boes**

Bronsstraat 9-11,  
1411 AV Naarden  
Tel.: +31-(0)35-6422344  
of +31-(0)35-6478440  
Fax: +31-(0)35-6478441

A1 exit  
Gooimeer  
Open: mon. till fri.  
9.00-18.00 u.  
Sat. 10.00-17.00 u.





## Highlife Hemp Fair 2005

### Make love, not war!



January. The month of January. Whatever are we to do with it? Festive December with the Christmas holidays has come and gone, just as have the New Year celebrations. Waking on the first day of the year leaves us facing the prospect of a long dark month ahead. There is not much to do until carnival time at the end of February when we can break out once more. Oh yeah, it is real easy to start suffering from the Winter blues. Waiting and wishing for the Spring...

Happily, Highlife has the remedy! We have organised a ray of light for those dark days of January! We have arranged to hold the Highlife Hemp Fair on the 21, 22 and 23 January! Seeing as there are no other exciting events happening then, we decided to organise one ourselves. And you can be sure that it will be a party this year in the Jaarbeurs in Utrecht. Can you think of anything more fun than thousands of smokers and fans of our favourite green herb gathering together to celebrate in a happy atmosphere full of positive vibrations?

The Furniture Boulevard will be presenting there the following week, but who gives a fuck about cupboards and couches when we can all blow our minds between the 21- 23 January?

Peace – let the Herb be with you! That is exactly what we intend to do.

Therefore, this year, do not expect any notices for ‘the Greatest European Hemp event’ or ‘inform yourself about the latest developments in innovative products by hundreds of foreign and local businesses’. We are already familiar with those slogans. What we want is ‘a happening’. Peace, Love & Unity. And before you start wondering if this is hippy speak making a come back, then we can only say, “A happy smoker is a peace promoter!”

And we will be needing lots of that in the near future.

Make Love – Not War!

#### Opening times Highlife Hemp Fair 2005:

**Friday 21 January :** 10.00 – 21.00 uur  
**Saturday 22 January:** 10.00 – 20.00 uur  
**Sunday 23 January:** 10.00 – 18.00 uur

**Entry tickets(€15,- p.p.) Available at the door**

**Entrance restricted to 16 years of age or under parental supervision**  
[www.highlife.nl](http://www.highlife.nl)

## Darts competition



Besides table soccer, businesses and stand holders at this years Highlife Hemp Fair can join in with our darts competition. So if you would like to enter a team or two for your grow shop or coffeeshop, send an e-mail to [dave@highlife.nl](mailto:dave@highlife.nl). Of course this competition is open to all businesses within the cannabis sector, so smart shops, head shops, seed companies and wholesalers are all invited to join. Further information and an application form can be found at [www.highlife.nl](http://www.highlife.nl).

**The first prize is a €1000. second prize €700 and third prize is €500**  
**Good luck!**

## Table soccer as it was intended



**A new form of table soccer will be introduced during the upcoming Highlife Hemp Fair. Namely, the football pyramid. This new game form is played with a new set of rules: Free style. Table soccer as it was intended to be, without all the belittling rules that have sprung up around this game.**

Free style table soccer is based on a minimum of rules. Basically, if the ball gets between the posts, it's a goal. How it got there is less important. Whether it was via mid-field or an own goal – it all counts! The consequence is that once again this game is open to chance and a fast pace. A game of eleven balls can be completed in less than five minutes!

Actually, this form was actually the primary intention of table soccer. That was the way it was played way back in the early days of the coffeeshops. As the years passed, more and more rules have been added so that currently a game of table soccer resembles something more like a ballet for insiders than a game for fun. Not surprisingly, many people simply stopped playing and the tables started disappearing from the coffeeshops. [www.freestyletafelvoetbal.nl](http://www.freestyletafelvoetbal.nl) are doing their best to promote this free style, organise tournaments and come up with new game forms. The football pyramid is just one of these new game forms. Come and play it at the Highlife Hemp Fair.

**Info:** [www.freestyletafelvoetbal.nl](http://www.freestyletafelvoetbal.nl)

# Victory Of The Vegetables!

by **Fraser Clark**  
**OUR ACCESS ALL LEVELS reporter:**

Last issue I was describing how the War on Vegetables was lost because the sociopaths are too busy with their New War.

Well, Bush's victory in November (by an anti-democratic fascist rigging of the election but that's another story) and a “totally democratic” election looming in Iraq confirm inescapably that the Anti-Drug Coalition of the Unwilling's army is now spread very thinly indeed across the Vegetable Patch, eh Battleground :)

Most Culture Wars are won this way. There's *never* a public apology from the sociopaths who dripped unnecessary paranoia into your whole life; instead the old ‘War’ disappears from the ‘News Spectacle’ symphony (as now) and there's a moving-on to other “issues.” Off-screen, the infrastructure gets deconstructed, piece by ignorant piece, and future reality emerges, bit by bit, into the light.

One such sign deliciously slapped my face this week when a friend sent me ‘*Animals and Psychedelics*’, a new book which could not have been published before 9/11.

You're wondering what your favourite animal likes to get off on? Well, I *meant* to talk about the War on Ds, but surely describing how today's ethnobotanists are seriously considering whether getting high is an innate need of all living beings is part of that! “What seemed at first to be an exception appears to

*be, instead, a behavioural rule scattered throughout all levels of the animal world – from mammals to birds and even insects – so that its interpretation as a particular, individualised symptom of illness is no longer valid. In the behaviour of animals – and therefore of humans – the consumption of drugs seems to constitute some natural component.”*  
**Animals and Psychedelics** by Giorgio Samarini.

Dogs have been observed nipping the caps off psilocybin mushrooms, then running in circles, shaking their heads, howling, barking, and ignoring human commands.

Cats, from domestic to tigers, get high by chewing certain herbs, catnip (Nepta Cataria) being the most widely known. According to science, a cats goes through 4 stages when offered it. First it sniffs the plant. Then it licks the leaves. Third it rubs chin & cheek against the plant. Lastly comes a head-over roll with rubbing of the entire body. Check this: “Males have spontaneous erections, while females adopt mating stances, complete with vocalisations and ‘love-biting’ of any available objects.”

I get that too sometimes – though not with Nepta Cataria.

Cows? Kansas farmers still speak with awe of the Crazy Grass Epidemics of 1883. Locoweed, a range of grasses which spring up like weeds, isn't only a cow thing, it also drive mules, donkeys, horses,

sheep, antelopes, pigs, rabbits and hens plumb crazee. Once a cow gets the taste she'll ignore all other grass. And she'll start a family of addicts.

Sheep, besides locoweed, love a yellow-green lichen which grows on rocks. Native Americans discovered why mountain sheep clamber over dangerous precipices to reach the stuff – it's a narcotic, for sheep, goats and... human beings!

Elephants LOVE fermented fruits, but will head rapidly towards any alcohol fumes. In Western Bengal, in 1985, a herd of 150 burst into an illicit lab, gulped down gallons of malt liquor, then galloped around, off their tits, accidentally crushing 5 people to death in the process.

The common household fly is mad for the fly agaric mushroom. It was mistakenly used in the middle ages to *control* them. Druggies, you see, “fell, legs in the air as if dead,” and were swept away. But they were just “out of it” and, unseen, eventually recovered! Ever wake up in some back alley after a binge?

Right, that's yer lot. But you see what I mean? The Vegetables never went away – they were here long before our moral ideas after all. And now that the de-natured humanoids are busy slaughtering each other, all us animals can get back to satisfying the scientifically proven natural need that drugs satisfy.



# How to make water hash

By Bart B.

To make water hash, we use a method which utilises ice cold water to loosen the THC crystals from the leaf trimmings or buds, and then separate them with the use of two sieves. One sieve lets the crystals through and keeps the leaf material out, while the other sieve catches the crystals and lets the water through. The process is similar to that used by a 'skuff machine', better known as a polinator.

Making water hash is work-intensive but the quality of the product is very high. The most expensive hash you get offered in most Dutch coffee shops is usually the water hash. Water hash will get you high as a kite, rather than flat-out stoned.



What we need to make water hash is a bucket with a volume of about 20 litres, a set of ice-o-lator bags or bubble bags, a food mixer, some leaf waste, ice cubes and ice-cold water. The colder the water the better, as the crystals more easily break loose when they are agitated. For that reason it is a good idea to put a few large plastic bottles filled with water into your deep freeze an hour and a half before you are set to make the water hash. Mind that you do not leave them in too long or the water will freeze.

Fill the bucket with the ice cold water from your bottles, topping it up with ordinary tap water. Place the sieve with the smallest holes in first, as this is the one that will be catching your THC crystals, and then the sieve with the larger gauge. You can add some ice cubes now too to the water, then start adding your leaf trimmings, then bung some more ice cubes on top of these. The idea of the ice cubes is that they make the water as cold as possible so that the crystals that come into contact with them will more easily be knocked free of their vegetation. In fact,

you probably don't need the ice cubes if you can make sure that your bucket is about 80% full of water out of the freezer. This water is so cold it will hurt your hands if you keep them in it for more than 20 seconds. Ice cubes melt really quickly thanks to the churning of the food mixer and they will last longer if you use them in this way.



We are now ready to start mixing. Since the mixing of the leaf trim will take a good hour and a half or more you need to build yourself a system whereby you can fix the mixer in place so that it can operate without you having to hold on to it the whole time. There are so many ways of doing this that I will not go into in detail, except to say that whatever way you choose, make sure that the mixer is firmly kept in place.

There are several attachments you can use for the mixing. Just make sure that the one you use does not have any sharp edges on it; an attachment you use for beating eggs or whipping cream is ideal. We just want to make sure that the crystals are beaten loose, not that the vegetation is emulsified. If you let this happen you will pollute your hash, meaning it will be less pure. It is also worth noting to make sure that the speed of the mixer is set to slow or medium and not let it run on high speed. Once again, we are not aiming to beat the marihuana into a puree.

By observing the colour of the water you can see how large your yield is going to be. The darker gold-brown the water turns, the more crystals there are in it. By mixing for too long at too high a speed the chlorophyll from the leaves will be released and you'll get a green colouration.



In order to give the crystals that have been beaten free some time to settle and be caught, you are best off letting the mixer

rest for a few minutes every half hour. If the mixer is running constantly you can get a suction effect that lifts the crystals back upwards to be mixed up with the leaf waste again.

Your choice of bucket should preferably be for a deep, elongated one so that the loose shaken crystals can sink deep enough so as not to be whisked back up again once the mixer is switched on again. A broad, shallow bucket is not recommended; not that it will do any harm, just that it will take a lot longer to wait for the crystals to be gathered.

The first time you make water hash will be a pleasure and an experience in itself. Just like a gold prospector you will taste the joy of hauling your sieve to the surface and beholding your treasure. But once the novelty has worn off it will become just another tedious chore that eats into your valuable time. That is why it is handy to rig up your mixer to a time switch that can be programmed with the number of minutes to run. With this you can set the mixer to switch itself off for a few minutes every half hour and then automatically switch itself back on to continue mixing. Then you do not have to rush back to your mixer every 30 minutes. But to reiterate: make sure that you have 100% confidence that the mixer is secure.



After a period of time you will be ready to remove the sieve and harvest your crystals. We take the first sieve – the one with the leaf trim in it – making sure that no leaf matter falls into the sieve with the crystals in. Squeeze the majority of the moisture out of the vegetation and lay the sieve down gently somewhere clean and out of the way. We do not want to get the underside of the sieve covered in dirt or dust before we put it back in the water. Take the sieve with the crystals out and hold it up, with a firm grasp. All the water will slowly dribble out, but the crystals can slow down this drainage. To speed the process up you can hold the sieve bag with one hand and with the other, squeeze gently downwards on the sieve. After a couple of minutes most of the water will be out.

Gently press the crystals together while they are in the sieve. You can use a hand towel or kitchen roll when doing this to absorb most of the remaining moisture out of the wet hash. Once this is done you can spread the sieve open on a clean surface



of a nice, level table. We can now use a credit card or something similar to scrape the hash together into a single pile. Gently scrape together all the crystals from the sieve and press them once again with your bare hands to press out the excess water. To get every last drop of moisture out of the hash you can stick it in your freezer for a night. The next day all the moisture will be drawn out as a layer of ice on your water hash and this can simply be rubbed off.



The difficulties in making water hash are mostly to do with drying it out. I have noticed that if you just lay it out in the open the hash will become hard sooner. The really good quality water hash should easily become kneadable from the warmth of your hands or from sitting in your trouser pocket for a short period of time. Even though the freezer has removed a lot of the moisture there is still some left in the hash. What works for me is to put the water hash I have in a plastic bag and let the remaining moisture evaporate, while especially in the first few days, opening the plastic bag and wiping away the damp before closing it again. In this way it can take up to a week before the bag gets damp again. Should you forget to open and wipe, then your water hash may become mouldy. This is not really a problem if you smoke the hash within a week or two, but if you wish to store it for a longer period then you will need to keep a continuous check on it for mould, and even if the hash seems dry and smokable, bear in mind that there is still moisture in it that can result in mould damage when stored for a longer period. It will only take about a month without exposure to a source of heat before your water hash has fully lost all its moisture.

So to wrap things up, various types of cannabis make various types of water hash. Some cannabis varieties maintain their taste when they have been made into water hash, while others lose their flavour. With one variety you can make better skuff and so should use a polinator, and the other is better for water hash (some are good for both of course). It's up to you to test things out for yourself, and do not forget the higher the quality of your leaf trimmings (i.e. the more THC in them), the higher your yield of hash will be!





# GROW SYSTEMS

...getting down to grass roots!

► **NEW BRANCH**

**OPENING SOON!**

Special offers, giveaways and the usual quality kit and advice, details to follow!!

► **Norwich**

**01603 662655**

34-36 St. Augustine's Street, Norwich, Norfolk. NR3 3BZ.

► **Peterborough**

**01733 891525**

489a Lincoln Road, Peterborough, Cambs. PE1 2PE.

► **Cambridge**

**01223 244704**

1-3 Brookfields, Cambridge, Cambs. CB1 3NW.

► **Ipswich**

**01473 720555**

412 Foxhall Road, Ipswich, Suffolk. IP3 8JE.

the UK's 1st, true,  
**ONE-STOP-  
GROW-SHOP!**



visit us online for details [growsystems.co.uk](http://growsystems.co.uk)

**NEW STORES OPENING • CALL FOR YOUR NEAREST BRANCH**

Franchise opportunities exist call 01603 860195 • Stores open Mon - Sat, 10am-6pm



## New Age Eighteen Twelve

### Hydroponic Garden Supplies

Unit 11, Whitehall Properties, Towngate

Wyke, Bradford, BD 12 9JQ

0044-(0)1274-694444

[www.hydroponics1812.com](http://www.hydroponics1812.com)



HYDROPONICS LTD

Units 2 & 3

The Green Business Centre

The Causeway, Staines

Middlesex TW18 3AL

Telephone: 01784 490370

[www.hydrowebshop.com](http://www.hydrowebshop.com)

NEAR THE M25, JUNCTION 13  
ONLY 2 MINUTES FROM THE MOTORWAY  
- PRIVATE PARKING -  
ESTABLISHED OVER 7 YEARS

**open Monday till Saturday 9.30 - 17.00**

**EDIT**  
WHOLESALE  
[www.editwholesale.com](http://www.editwholesale.com)

SOURCING, MANUFACTURING,  
DISTRIBUTION & WHOLESALE.



Packaging & Display  
Solutions

We are able to source PVC, Poly-Resin and Metal products all manufactured to your exact design; we can even provide professional packaging solutions.



Unit B2, Phoenix Industrial Estate, Tel: +44 (0) 208 861 6965  
Rosslyn Crescent, Harrow, Middx Fax: +44 (0) 208 424 9000  
HA1 2SP E-mail: [info@editwholesale.com](mailto:info@editwholesale.com)





## Grow Lights Direct - Pennine Professionals

Now that we've got your attention we can tell you that Grow Lights Direct is one the UK's leading on-line grow shops and can offer fully secure on-line shopping for all your growing needs. Based in Burnistone, Yorkshire, Grow Lights Direct is a professional, approved and fully accredited on-line supplier. Using licensed on-line shopping software and a Proxy secure / encrypted payment facility, all major credit cards are accepted. You can purchase in complete confidence either on-line or via our telephone sales support line. You can also be assured that we operate a strict privacy policy where personal details and all other data are not retained or forwarded to any other party. Our objective is to supply growers with a wide range of quality products at the most competitive prices. All our prices **INCLUDE UK DELIVERY & VAT to UK mainland**. The price listed is the price you pay with **no hidden extras**. Grow Lights Direct stocks and supplies quality grow lamps, reflectors, grow-cabinets, hydroponic systems, fans, filters, meters, books and other quality products from Growth Technology, Hydro-Garden, Envirolite, Quantum-Hydro, Ikon, Nutriculture, MG Electrical, AXA Fans, PHAT Carbon Filter and other leading brands, all at the most competitive prices in the UK. All our products are fully guaranteed and we operate an on-line, telephone and postal sales support service where you can call, e-mail or contact us anytime. We are extremely proud of our

new on-line shop, which has been designed to make on-line shopping simple, easy to use and enjoyable. We always aim for prompt 48- to 72-hour UK delivery, and guarantee delivery within five working days. We carry stock of all items on our site and can also supply specialist or non-listed products on request. We hope you enjoy the store and are sorry that we can't supply the rather fetching model featured!



### Grow Lights Direct

Tel: +44 (0) 844 800 0142

Email: [info@growlightsdirect.com](mailto:info@growlightsdirect.com) • Web: [www.growlightsdirect.com](http://www.growlightsdirect.com)

## MG Electrical / Envirolite (UK) Ltd

MG Electrical is a business-to-business importer and wholesaler, mostly of hydroponics gear and lighting. Its subsidiary Envirolite (UK) Ltd manufactures and supplies its patented Envirolite energy saving grow lamps, along with reflectors, lighting accessories, easy-roll hangers, E40 sockets, the Envirobox Grow Cabinet, books and meters.

Envirolite has been operating for three years, and became a limited company in 2003. Ron, who set it up, has a background in business development and marketing, his experience working for Honeywell coming in especially useful. "It was paramount to setting up the company," he says. "Thanks to my experience there, we've been able to go back to manufacturers and get them to change the specs of their products at our suggestion, to make them better and safer." Envirolites are energy-saving, low heat generating grow lamps, giving excellent results and lower operating costs for all indoor growers. They give 100% PAR (Photosynthetically Active Radiation) high output light and are used successfully for all propagation, vegetative or flowering stages. Envirolites are self ballasting and simple to install or wire. The range is currently undergoing tests by Sheffield University to compare it with halogen competitors. "We know that the Envirolite has great energy cost savings, and soon we'll know exactly how much more efficient they are," says Ron. Why the policy of not dealing with the end-user? "We

don't think you can serve both markets well. It's treating this market like any other mature manufacturing sector; stick to what you do best, whether



that's retailing, wholesaling. Ron estimates of the 250 hydroculture shops in the UK, they deal with around half of them. The Envirolite website (used purely for marketing not sales) lists those outlets. All prices are inclusive of UK delivery costs, credit terms are offered (despite the occasional scoundrel non-payers) and Visa accepted.

### MG Electrical / Envirolite (UK) Ltd

42 St Johns Road • Scarborough • North Yorkshire, YO12 5ES

Tel: +44 (0) 1723 341334 • Fax: +44 (0) 1723 341 494 • Web: [www.envirolites.co.uk](http://www.envirolites.co.uk)

## New Age 1812, Bradford

Bradford's New Age 1812 Hydroponics Suppliers was only opened in March 2004, but it has already built itself a growing reputation among growers of all ages in West Yorkshire. The shop was set up by Alan and Richard, who both had a good ten years' growing experience growing in soil and soil-less gardening, from hydroponics, to aeroponics to Nutrient Film Technique.

Situated in 1600 square feet of space on an industrial estate on the outskirts of town, there is tons of parking and loading could not be more discrete; at weekends especially, the area is deserted. New Age 1812 supplies the full range of hydroponic equipment to suit all types of growers, from novice to professionals, along with seeds and all the usual nutrients and accessories. There are a number of demonstration kits set up. Thanks to the size of the premises the stock range is huge - and growing. "We've only been open a few months and we're very willing to listen to what our customers want to see; our stock range is increasing all the time," says Richard.

Besides having a big stock range displayed in a pleasant and spacious environment, Alan and Richard's philosophy is to create a nice friendly environment in which they can share their knowledge with their wide range of customers, "from teenagers to pensioners".



### New Age 1812 Hydroponics Suppliers

Unit 11, Whitehall Properties • Towngate Wyke

Bradford BD12 9JQ • West Yorkshire.

Tel/Fax: +44 (0) 1274 694 444 • Mob: +44 (0) 7989 963023

Web: [www.hydroponics1812.com](http://www.hydroponics1812.com)

Open: Monday to Friday: 9.30 AM - 18.00 PM; Saturday & Sunday 10.30 AM - 16.00 PM

## Pegasus Trading, Twickenham

Pegasus Trading opened its doors in August 2004, mainly as a retail presence for their new amazing and patented own design Quantum Hydro System. This three-systems-in-one combines aeroponics, NFT and Deep Water Culture (DWC) with spectacular results. "It works really well," says the co-inventor and shop's co-founder, Barry.

"We knew it would work for cannabis, so we started out testing it with a dozen different vegetables," he says, from lettuce and coriander to broccoli, potatoes and flowers.

The spectacular results have been awarded prizes at agricultural shows. "We grew a 30-inch apple tree from a pip in 10 weeks; that's 18 months' of normal growth!" says Barry proudly. "Our peppers have been widely praised for their succulence and taste," and the Quantum has been voted Best Garden Machine and Most Environmental Product.

Pegasus also makes its own plug-and-play dual-system propagating system that combines aero and NFT and uses no heater. "You literally just add water," says Barry.

Pegasus are wholesaling this and the Quantum; potential distributors get in touch.

With large storage premises, the small discrete shop is located in a secure compound - right next door to the famous home of English rugby. It combines growing gear (lights, heavy duty relay switches, systems, nutrients, seeds, etc) with a head shop stocking a wide range ("and anything you like, we will order"). Well worth a visit, not least

for the very trippy 'encaustic art' made by a local artist and for sale. "They're amazing; you really can get lost in them with a good spliff," says Barry of these hot wax pictures. So far the customers have tended to just be regular Joes looking to grow a bit of weed for themselves. "I reckon we're doing the UK government a favour," says Barry sincerely. "Taking all these guys out of the dealer loop."



### Pegasus Trading -

Emcroft Works • Twickenham trading estate

Rugby Road • Twickenham TW1 1DQ

Tel: +44 (0) 208 744 2226

Web: [www.ukhydroponic-systems.co.uk](http://www.ukhydroponic-systems.co.uk)

Open: Monday to Friday 9.00 AM - 5.30 PM; Saturday 9.00 AM - 1.30 PM.



# **Soft Secrets®** POWER PLANT




Photo: CCCP





**HydroDragon**

**A Growing Community**

**Wales' Premier Hydroponic Store**

**Large Stock Holding**

**Very Competitive Pricing**

**National Mail Order Available**

[www.hydrodragon.com](http://www.hydrodragon.com)

*Call for a free colour catalogue  
or  
Call in and view our new showroom*



**HydroDragon Ltd.**  
113-115 Alfred St.  
Roath  
Cardiff CF24 4UA  
Tel: 029 20490333  
Fx: 029 20494104



**Home Grow Shop**

**The Happy Dutch**

Industry area Holland  
Castricumwerf 55 Tel.: 0031-(0)6-30860055  
1901 RV Castricum Phone for the correct direction



**For all your grow solutions**

Open: Monday-Friday 12.00pm-4.00pm  
Saturday 12.00pm-2.00pm  
Tuesday closed

**JUST FILL IT !**




- joint paper cones
- joint equipment
- joint packaging
- seed packaging
- custom designs


**CONES**

[www.cones.nl](http://www.cones.nl)  
+31 (0)186 60 55 90

**BRIGHT GREEN**



**HYDROPONICS**



60 Princes Avenue  
Hull HU5 3QG, UK  
T/F: +44(0)1482 341925  
[brightgreenhydroponics@hotmail.com](mailto:brightgreenhydroponics@hotmail.com)

**COFFEESHOP JAMAICA**



**THE BEST IN REGGAE MUSIC**  
**TROPICAL-JUICE**  
**POOLTABLE**

Reguliersgracht 27 Amsterdam  
Tel.: 0031(0)20-4227786  
Open: Everyday 11.00/1.00

[www.hydroponic-shop.com](http://www.hydroponic-shop.com)

Go to our website or grow shop and experience the latest in indoor gardening technology.

With a secure online payment system we guarantee that [hydroponic-shop.com](http://hydroponic-shop.com) is not only the easiest way to get growing...its also the cheapest!

**Go Organic!**



Wide Range of Nutrients including Bress, Canna, Lonic, Gen Hydro, Earth Juice...

**High Nock:** The all new version of the classic AeroFlo systems in stock



**Complete:** The essential item for every hydroponic gardener



**Pure Simplicity:** The General Hydroponics Aquafarm and Waterfarm Drip Irrigation Range



**Get Growing With Greenfields Starter Grow Kit**

Our cheapest kit yet - We design our complete grow kits to meet the needs of a variety of growers from beginners to advanced. Our 250W Starter kit is a high quality budget kit designed to get you growing both quickly and cost effectively.



Power Plant (Blue Green Light, Moving Reflector & HPS Lamp)



Experience has taught us that an exceptional level of service combined with excellent industry knowledge and consistently low prices means that our customers are always pleased they discovered Greenfields Hydroponics.



Ordering from us is very simple as there are several quick and easy methods - secure online ordering, grow shop purchase, phone, fax, email or post. Contact us today for more information.  
Call on 01262 510072 Email [info@hydroponic-shop.com](mailto:info@hydroponic-shop.com)

**Greenfields Hydroponics Ltd**  
Unit 2A Middlebrook Way, Holt Road, Cromer, Norfolk NR27 9JR

**HIGH QUALITY SEEDS**



[www.highqualityseeds.nl](http://www.highqualityseeds.nl)  
[info@highqualityseeds.nl](mailto:info@highqualityseeds.nl)  
Tel.: +31-(0)73-5479916

**Make your own!**



**• Pollen sieving (6 models)**

Info: Tel./fax: 0031(0)51764 21 23  
E-mail: [info@top-zeef.com](mailto:info@top-zeef.com)  
[www.top-zeef.com](http://www.top-zeef.com)  
Price on request

**For all your indoor growing needs...**  
lights.nutrients.growtanks.propagation.environmental control.



**medway HYDROPONICS**

<http://www.medwayhydroponics.co.uk>

7a Cuxton Road  
Strood  
Kent  
ME2 2BT  
T: +44 (0)1634 735444  
E: [enquiries@medwayhydroponics.co.uk](mailto:enquiries@medwayhydroponics.co.uk)



# WHY?

## HY-SUPPLY

grow wholesale

Industrieweg Oost 8B, Tel: 0031(0)481 452290  
 bedrijventerrein De Aam Fax: 0031(0)481 452910  
 6662 NE Elst (Gld) info@hysupply.nl



www.hysupply.nl



# PARADISE Seeds

www.paradise-seeds.com



Breeders since 1994



Winner Highlife  
Cup 2004!



Amsterdam Flame



Sensi Star



Dutch Dragon



Belladonna



Nebula

UK Distributor  
www.puresativa.com

cannabis  
medicine

Organically produced!  
Original / genuine!  
Hand selected!

Fresh!  
High germination rate!  
Suitable for medicinal use!

Paradise Seeds, Postbox 377  
1000 AJ Amsterdam, Holland  
Tel/Fax 0031 20 6795422  
info@paradise-seeds.com

# Green Spirit hydroponics SHEFFIELD



**GREEN SPIRIT  
HYDROPONICS**  
unit 186 CASTLE MARKET  
SHEFFIELD  
ENGLAND  
S1 2AF.

E-Mail: ctsbotanics@yahoo.co.uk  
Phone: 07746169187

In association with "SMOKEY SAM'S"  
Head Shop and Seed Bank!

THE AARDVARK,  
No 1 EUROPEAN EASY USE  
LEAF TRIMMING DEVICE  
FOR SALE,  
OR TO HIRE!

WE OFFER A FRIENDLY SERVICE  
WITH QUALIFIED ADVICE,  
A WIDE RANGE OF PRODUCTS  
INCLUDING COMPLETE GROW SYSTEMS,  
LIGHTING KITS  
AND AWARD WINNING NUTRIENT SOLUTIONS!



# URBAN HYDROPONICS

www.urbanhydroponics.co.uk

Tele. +(44) 01204 522217

WE HAVE EVERYTHING YOU  
NEED TO GET YOU GROWING!

UNIT 1  
BACK LANE  
OFF ST GEORGES RD  
**BOLTON**  
BL1 2LD  
UK



# Outdoor & indoor grow



By Steve Davis

The sun is very strong in Spain, Italy and other European countries, and the growing season so long in many parts of these countries, that outdoor growing is by far the most popular way of producing marijuana. It is estimated, for example, that only 15% of marijuana consumed in Spain is grown indoors.

There are many good things about growing marijuana outdoors: The sun is free. You don't have to pay anybody for the light energy that powers your plants. The carbon dioxide (CO<sub>2</sub>) is free. The sky and wind are free. Plants can grow as tall as they want to, and some skilled outdoor growers end up with a kilo or more of dried marijuana flowers per plant.

Outdoor marijuana is most often grown in soil, and there are people who religiously believe that outdoor marijuana grown in soil without the use of synthetic fertilizers is superior to marijuana grown indoors. They believe that outdoor marijuana grown without chemical fertilizers is superior to indoor marijuana grown with or without chemical fertilizers, and that it is superior to outdoor marijuana grown with chemical fertilizers.

Yet, there is no empirical proof that the use of properly-formulated synthetic fertilizers produces marijuana that is measurably different from, or inferior to, marijuana grown with organic fertilizers.

Plant scientists affirm that plants intake nutrients due to the chemical properties of those nutrients, whether or not the nutrients are present in soil, in organic fertilizers or in synthetic fertilizers. Blind taste tests that compare so-called "organic" marijuana with marijuana properly grown with synthetic fertilizers reveal that not even the most seasoned smoker can tell the difference between the two.

And scientists who test marijuana affirm that the active ingredients in marijuana, known as cannabinoids, are molecularly identical in plants grown in soil in

hydroponic gardens, or grown indoors in non-soil strata, with or without synthetic fertilizers.

It's true that improper growing techniques, whether outdoors or indoors, can create problems. For example, many organic growers fertilize their plants with bat guano, worm castings, and other materials that are not sterilized.

Some of these products contain bacteria and diseases that harm marijuana users. Many soil growers unknowingly use soil contaminated with toxics, pollutants, heavy metals, and even radioactivity. Soil and air often contains harmful molds and fungi that can harm marijuana users. So it is too simple, and also inaccurate, to claim that the best marijuana is marijuana grown outdoors without the use of synthetic additives. Scientifically speaking, it is possible to grow clean, safe, potent marijuana indoors or out, using organic fertilizers, synthetic fertilizers, or no fertilizers.

But the question remains: if sun, air and wind are free, and the climate is favorable, why would anybody in a warm climate country want to grow marijuana indoors? There are a variety of answers to that question, and here they are:

## SAFETY:

Outdoor marijuana can too easily be seen, confiscated or stolen. If you grow outdoors on your patio, on your property, or on somebody else's property, people can see your marijuana. They can steal it, or they can report you to the police, so that the police can steal it. The police can arrest you. If you grow indoors, it is far less likely that any stranger will see your marijuana plants.

## CLIMATE CONTROL:

Marijuana grows best at temperatures between 22-28 degrees Celsius, with humidity between 40-50%. Outdoors, most marijuana needs at least five hours of strong, summer sunlight during its first phase of growth, which is called the vegetative growth phase. It needs a different kind of light, and a different



number of hours per daylight, to trigger flowering and complete flowering. Marijuana will grow in less than perfect conditions, but poor conditions decrease yield and potency. In some cases, incorrect temperatures, humidity, day-length and light qualities can prevent marijuana from producing useful amounts of potent flowers. Marijuana also needs predictable amounts of

water and nutrients on a regular basis. Rainfall patterns are usually unreliable, and some forms of rainfall and storms can be so intense that they damage crops. Growers in arid regions have to do a lot of work getting water to their plants. Most outdoor growers cannot use soil just as they find it; they have to import soil to their grow site, and work the soil that is there to make it better for marijuana by removing rocks and adding nutrition.

Indoor growers don't have these problems. If you grow indoors, you can precisely control temperature, humidity, day length, light, nutrients, and what your plants are growing in. No matter what time of year it is outside, you can always make it summer or harvest season in your grow room. You can control how big your plants get before they flower, how long they flower, how much they yield. You can't do exercise that much control when you grow outdoors. Even the luckiest outdoor growers have to work hard to get two big harvests a year. Indoors, you can create a perpetual harvest. The smartest growers use a combination of indoor and outdoor growing to make the most of free sun and indoor electric sun. This can result in huge harvests all year round.


## GROW MEDIUM AND ROOT ZONE:

The "grow medium" is the actual material that you grow your plants root in. Outdoors, you will be growing in soil as a grow medium; some growers import new soil, soil amendments, or non-soil grow media to their outdoor grow sites. But outdoor soil can too easily be contaminated by harmful molds, fungi, and diseases. Indoors, you can grow in sterile media like rockwool, clay pebbles, vermiculite and perlite. Such mediums are neutral, clean, easy to work with, have excellent water-holding capabilities, and allow you to totally control what nutrients go into your plants. If you want to create a grow medium that duplicates the living biological matrix present in healthy outdoor soil, dose your grow medium with beneficial fungi, bacteria, enzymes and amino acids. Nutrient companies



***Outdoor marijuana can too easily be seen, confiscated or stolen. If you grow outdoors on your patio, on your property, or on somebody else's property, people can see your marijuana.***





Brainstorm Haze

like Advanced Nutrients ([www.advancednutrients.com](http://www.advancednutrients.com)) make several products that colonize the root zone, creating increased bioactivity, nutrient uptake, and larger root mass.

**NUTRIENT CONTROL:**

Growth of marijuana plants can be maximized by using a special range of nutrients, hormones, beneficial fungi, enzymes, and other additives that do not exist in regular soil or organic fertilizers. Indoor growers can provide plants with nutrient configurations and plant additives that maximize flower and resin production while also promoting faster growing times. Outdoors, growers attempt to control many of these factors, but total control is much more difficult. Indoor-grown marijuana has been tested to have as much as 35% THC, but outdoor marijuana rarely if ever approaches this potency.

**PESTS AND DISEASES:**

If you grow outdoors, there is no way to safely prevent plant pests and diseases from attacking your crops. You might be lucky and not lose too much to the worms, mites, flies, caterpillars, fungi, viruses, molds, rats, drought, monsoons, cold weather, thieves and other monsters that can destroy your flowers in a couple of days, but most outdoor growers know that mother nature is cruel. Indoors, careful grow room techniques and safe additives can almost completely prevent any of these problems from occurring, and you can prevent bugs from eating your plants without using poisons. For example, a product called Scorpion is a form of plant vaccination which triggers plant immune systems so they are better prepared to fight off viruses and other attacks.

**BREEDING AND POLLEN:**

Outdoor growers mostly want to grow sinsemilla, the seedless variety of female marijuana that features big fat flowers covered in resin but not

filled with seeds. If growers want to make seeds, they want to do it under controlled circumstances. But many European outdoor growers report that their female flowers are impregnated by stray pollen, some of it floating over from Morocco. If you grow indoors, you can control what pollen goes onto your female flowers, and you can prevent stray pollen from turning a seedless crop into a seed crop.

So it's obvious that indoor growing gives you total control, safety, cleanliness, and a chance to make the most of your plants. Yet, a lot of people think that indoor growing is difficult, dangerous, impractical. They also think it is much more expensive than outdoor growing. Let's analyze a typical grow situation and see if financial worries about indoor growing are justified:

Let's say you live in a 47 square meter (500 square foot) apartment. If you can find about 4 square meters (40 square feet) of space to devote to growing, you can hang two high intensity growing lamps in that space. These lamps will provide enough light for about 45 plants. You need to buy pots or trays to put your plants in, and some rockwool, coco, or other safe media for your plants to grow in. You will need some white polythene or reflective silver Mylar wall coverings or curtains to frame around your lights so that all the light is focused on your plants; this will cost around 50 Euros. You will need a standing circular fan and an exhaust fan, as well as an air conditioner, and an odor control system such as an ionizer or charcoal filters. If you grow from seeds, you would start about 100 seeds. Of these, approximately 18 will fail to sprout or the sprouts will die early; about 82 will survive to grow in vegetative phase until you switch your lights to 12 hour days for floral triggering (seedlings should be given 18 hours of light per day for about 6 weeks before triggering).

Then, you will find that about half your seedlings are males. Kill the males, leaving around 40 female plants that should flower from 6-9 weeks. Then harvest and cure, yielding approximately two kilos of dried buds approximately every 15 weeks.

Indoors with a soilless medium, if you want the best yield, growth rates, and potency, you must invest in plant growth products. The minimum investment is a couple of litres of a specialized two-part feeding program, such as the Advanced Nutrients 100% organic feeding program or the company's organic-synthetic "two plus" nutrients program. This would be adequate to feed your plants for both vegetative and bloom cycles. If you want to supercharge your garden, invest in specialized rootzone enhancers and protective products, such as Voodoo Juice, Tarantula, Scorpion, and SensiZyme. However, if you are on a tight budget, you can get by with just the baseline feeding program.

So adding in the cost of electricity, let's do some rough math. By the end of your first crop cycle, you will have spent 2100 Euro as your start-up and ongoing costs. Your high-potency bud will be worth least 1800 Euro per



***If you grow outdoors, there is no way to safely prevent plant pests and diseases from attacking your crops.***

pound wholesale, and about 3000 Euro per pound retail. Thus, your very first crop cycle will have given you at least 6000 Euro in pure profits. From then on, your cost per crop cycle will go down by about 60% from your start-up costs, especially if you grow from clones instead of seeds.

If you want to fill an entire room with grow lights, perhaps ten 1000-watt lights in a 37 square meter room, you can grow three or four crop cycles a year, producing about 65 pounds of bud per year, earning about tens of thousands of Euros per year.

If you are not interested in selling marijuana, you will still have "earned" money because you have not bought marijuana at retail prices. Your indoor grow room also pays off because you can grow and breed the best specialty marijuana that you genetically customize for the taste and high that most suits you.

You can't do selective breeding programs easily outdoors, if at all, nor can you reliably produce as much bud per year outdoors with the same level of safety, security, and horticultural controls as you can get indoors.

Indoor growing takes learning and patience, but that's no reason to avoid growing indoors. It's far easier to get busted or ripped off growing outdoors than growing indoors, and in almost every aspect of growing, indoor growing is superior to outdoor growing.

If you're unsure about how to grow marijuana indoors, check out information available from companies like Advanced Nutrients (see their website at [www.advancednutrients.com](http://www.advancednutrients.com)). They have lots of growing instructions and videos online. They also have growers online in discussion groups who are not afraid to talk to you about the most modern marijuana growing techniques and products.

And be sure you read every issue of Soft Secrets, so you can find the latest information on how to grow great ganja, the healing herb for all nations!

# Here they are again – The Canna Girls!

Who isn't familiar with them? Everybody knows that stylish annual calender of graceful feminine beauty that Italian tyre manufacturer Pirelli produces. Fertilizer pioneer Canna has just such an understanding of the traditional calender containing fantastically appealing imagery.

This company based in Brabant, has for many years now, been bringing great joy to fans and customers alike with his extremely tasteful and yet definitely not bland calender featuring a ravishing and mysterious lady, spread over every two months. The 2005 edition is so hot it was still steaming the presses when we reached this issue's deadline so you will just have to make do with one highpoint from the new 2005 calender. As of mid-December, you will be able to find this fresh collection of Canna babes at your grow store.

[www.canna.com](http://www.canna.com)



Daily Post (Wales) Friday 10, September 2004

# N.Wales man led £10m drugs smuggling racket

By ED JAMES

A NORTH Wales man was last night facing a lengthy jail sentence after smuggling £10m of drugs into Britain.

Organisers Bobby Gilmore, from Trefnant, Denbighshire, and John Sanders, from Liverpool, will be sentenced with four other men today after admitting three smuggling charges.

The drugs, which had an estimated street value of £10m, included 52,475 ecstasy pills, 65.9kg of pure amphetamine and 10.5kg of cannabis.

Peter Forbes, prosecuting, told Canterbury Crown Court yesterday: "This was a very substantial quantity of Class A and B drugs brought in via Dover for distribution in the UK."

"The scale was considerable," said Mr Forbes.

The lawyer said Sanders, 51, and Gilmore, 38, were the organisers and 34-year-old Ronald Kelso, from Larne, Northern Ireland, was the driver of the lorry carrying the drugs.

Homeless John Almond, 39, recruited Manchester pair Marc Flanagan, 29, and Paul Mann, 37, and was involved in distribution.

Almond had just under £20,000 in cash in his car to pay Kelso if the trip was successful.

Mr Forbes said Kelso's truck drove into the Kent port from the Dunkirk ferry in the early hours of December

12 last year.

After being stopped, he was allowed to leave the docks. Police followed along the A2 to the A256, then on to minor roads leading to an industrial site near Dover, where he stopped in a compound.

Shortly afterwards, a Ford Mondeo driven by Sanders and a Mondeo Estate driven by Almond arrived and parked by the lorry. Kelso spoke to Sanders and then got back in the cab.

Police swooped and arrested the three. Moments later a van driven by Mann and with Flanagan as a passenger walked into the trap and were also arrested.

Police went to Gilmore's home in Denbighshire and arrested him.

Mr Forbes said 12 cardboard boxes containing the drugs were found in a pallet locker. Most of the cargo was amphetamine.

The value of the ecstasy was put at up to £262,375. The purity of the amphetamine ranged from 9% to 72%, with a street value up to £9,504,000. The cannabis was worth up to £52,000.

The lorry's arrival in Dover, he said, was delayed by a blockade on the French side and Sanders took a room in a Dover hotel.

Mr Forbes said there was considerable evidence of phone calls between Gilmore, Sanders and Kelso, who had delivered a legitimate load in Paris the

day before.

Gilmore had on November 12 last year flown to Malaga. When he returned a week later he was met by Sanders.

They met again on November 24, then Gilmore went to Liverpool airport where he took another flight to Malaga. Sanders flew to Amsterdam, returning on November 29.

Kelso, of Larne, Northern Ireland; Almond, of no fixed address; Flanagan, from Manchester; Paul Mann, from Manchester; Gilmore, of Llys Erwain, Trefnant; and Sanders, of Park Lane, Liverpool, all admitted three smuggling charges.

Mr Forbes said Kelso and Gilmore had no previous convictions.

David Williams, for Gilmore, said the organiser was arrested at his rented home in Trefnant.

He owned an old BMW, which was barely roadworthy, a transit van for his scrap metal work and an old lorry. There was £500 in the house.

Charlotte Landry, 21, of Wiston Prescot, Merseyside, was given an 18-month conditional discharge for possessing a small amount of cocaine.

She was a passenger in Almond's car, and was charged with smuggling but no evidence was offered against her.

welshnews@dailypost.co.uk

Northants Evening Telegraph  
Saturday 4, September 2004

## Jail for cannabis supplier

A FATHER-OF-TWO has been jailed for two years for smuggling drugs into Wellingborough Prison.

Stephen Cotter, 31, of Alliance Terrace, Wellingborough, will also serve time in prison for breaching a drug treatment and testing order imposed last June.

This will run concurrent with the smuggling sentence.

Northampton Crown Court was told yesterday that Cotter, who admitted supplying cannabis, was caught by a security camera slipping three grams of the substance into a cup during a visit to Wellingborough Prison last March.

Stuart Young, mitigating, said Cotter had had a drug problem for some years but was hoping to get on a programme which would assist him while in prison and after his release.

Passing sentence, Recorder Simon King told Cotter: "You are an old hand at this."

"You know exactly what you were doing when you took the drug into prison and you also know that courts take a serious view of such actions."

"You have also not taken advantage of chances given to you in the past."

Scarborough Evening News Friday 10, September 2004

# Support for random drug tests in schools

## Parents back pupil searches

PARENTS support a crack-down on pupils who bring drugs and weapons into schools, according to a poll out today.

More than nine out of 10 parents are in favour of random searches to catch pupils committing the offences, according to a poll published in The Times Educational Supplement.

Parents also favour a "zero tolerance" approach to problem pupils, with eight out of 10 supporting automatic expulsion for pupils who deal in cannabis and more than seven out of 10 (71 per cent) saying the same punishment should apply to those caught with a knife.

The findings follow a call by Prime Minister Tony Blair this year for headteachers to carry out

by Josie Clarke

'PA' News

random searches and drug tests. The poll of 1,000 parents in England and Wales sought views on standards of behaviour and discipline in state schools.

In other findings, more than a third of parents (35 per cent) say they have a child who has been bullied at school, and nearly a quarter (23 per cent) say the bullying was physical.

More than half of parents (59 per cent) with children who have been bullied say the school dealt with the problem effectively.

The Government has announced it wants schools to take a "zero tolerance" attitude to bullying and is urging all headteachers to sign anti-bullying charters. The poll

found that parents of secondary school pupils believe behaviour is the biggest problem facing schools.

Parents of primary school children believe that funding is the biggest problem (39 per cent), followed by overcrowded classes (17 per cent).

The poll also found that seven out of 10 parents believe pupils who assault a teacher should be permanently excluded.

Less than a quarter (24 per cent) think that threatening a teacher should lead to expulsion, favouring detention instead.

The survey also showed that parents make a clear distinction between pupils caught in possession of cannabis and those who sell it to others. Less than half of parents believe possession should lead to permanent exclusion.

Western Morning News (Cornwall)  
Monday 6, September 2004

## Flower sellers on a cannabis charge

A FATHER and son team of flower wholesalers have appeared in court charged with growing cannabis. Both Peter Williams, 57, of Fairlea Close, Dawlish, and Kevin Williams, 37, of no fixed address, deny cultivating cannabis and possessing the drug with intent to supply. They appeared at Exeter Crown Court on Friday. The case was adjourned for trial. The allegations centre on 831 cannabis plants seized by police. The plants are allegedly worth between £100,000 and £200,000.



Edinburgh Evening News  
Friday 10, September 2004

# BRITAIN TODAY

## Parents support searches at school

PARENTS want radical action to stop drugs and weapons getting into schools, according to a poll out today.

More than nine out of ten parents are in favour of random searches to catch pupils committing the offences, according to a poll published in The Times Educational Supplement.

Parents also favour a "zero tolerance" approach to problem pupils, with eight out of ten supporting automatic expulsion for pupils who deal in cannabis and more than seven out of ten (71 per cent) saying the same punishment should apply to those caught with a knife.

### Bullied

The findings follow a call by Prime Minister Tony Blair this year for headteachers to carry out random searches and drug tests. The poll of 1000 parents in England and Wales sought views on standards of behaviour and discipline in state schools.

In other findings, more than a third of parents (35 per cent) say they have a child who has been bullied at school.

More than half of parents (59 per cent) with children who have been bullied say the school

By JOSIE CLARKE

dealt with the problem effectively. Boys are slightly more likely to have suffered from the problem than girls.

The Government has announced it wants schools to take a "zero tolerance" attitude to bullying and is urging all headteachers to sign anti-bullying charters. The poll found that parents of secondary school pupils believe behaviour is the biggest problem facing schools.

Parents of primary school children believe that funding is the biggest problem (39 per cent).

The poll also found that seven out of ten parents believe pupils who assault a teacher should be permanently excluded.

The survey also showed that parents make a clear distinction between pupils caught in possession of cannabis and those who sell it to others. Less than half of parents believe possession should lead to permanent exclusion.

Overall, parents have positive views about standards of behaviour in their own children's schools with 35 per cent believing it has improved over the past five years against 30 per cent who think it has deteriorated.

Dorset Echo  
Tuesday 14, September 2004

## Drugs man's final chance

By ECHO REPORTER

WEYMOUTH magistrates have given a man with a history of drug problems a last chance to get his life in order.

Lance Barrymore Hastings, 32, of Grangecroft Road, Portland, appeared before the court for sentence having been convicted of several offences including threatening violence and obtaining property by deception.

He had also pleaded guilty at earlier hearings to a variety of other offences including resisting a constable, producing cannabis, possessing cannabis, failing to surrender to custody and driving with no licence and no insurance.

The case against him had been previously adjourned to see if Hastings was suitable for a Drug Treatment and Testing Order and magistrates were told yesterday that he was.

### Threatening

Prosecuting, Elizabeth Valera said offences included taking back cans of oil to try and get a refund from Halfords when

the oil had not come from there and threatening a member of staff.

She added that Hastings claimed both cans of oil had actually been bought by his girlfriend from a door-to-door salesman and he admitted losing his temper with Halfords staff when they became suspicious of him.

Miss Valera added that a drug warrant executed at Hastings' home revealed 28 cannabis plants being grown in a hydroponic area. Hastings claimed it was for his personal use, she said.

### Problems

In mitigation, Roger Maxwell said: "He has had drug problems over a period of time.

"A Drug Treatment and Testing Order assessment has been made and it is a pleasure to see something which is so positive for him and which will change his life in the future. It is far from an easy option and I think he realises that."

Mr Maxwell invited magistrates to impose the order and said: "It will probably be the best thing he has done for a very long time."

Magistrates welcomed the effort Hastings was making and imposed a six-month Drug Treatment and Testing Order together with a 12-month community rehabilitation order.

They also ordered no separate penalty for having no insurance and no licence, disqualified Hastings from driving for 56 days for having no insurance, and made a destruction order for the cannabis plants.





Guernsey Press &amp; Star Wednesday 8, September 2004

## Alleged importer blames co-accused

A UK BUILDER accused of importing almost 10kg of cannabis has pointed the finger at his co-accused.

On day two of his Royal Court trial, Jason Seale said that he knew nothing about the drugs that were found in his room at the Duke of Normandie Hotel.

Mr Seale, 36, from Lancashire, has denied importing the drug, but admitted possession of a small quantity.

Co-accused Adam Norman, 24, of the yacht Coquet, Victoria Marina, St Peter Port, admitted importing and possessing cannabis.

In the witness box, Mr Seale told the court that he had come to Guernsey to look for work.

On a night out he had met Norman. Over a period of time they became friends and spent time together on Norman's boat.

Mr Seale admitted that on the day of his arrest he had been to Norman's boat, smoked some cannabis and then taken a small black away with him.

The defendant said he gave Norman the key to his hotel room so that he could take a shower before they went drinking in the evening.

Mr Seale said that he went to collect £500 from a local person who owed a Manchester-based building

friend some money.

He added that he had taken the money and started drinking at the hotel. He was then arrested by Customs.

They took Mr Seale to his room where there was a rucksack on the bed containing 21 cling film-wrapped packages of cannabis, weighing a total of 9.81kg, and a room key.

Mr Seale said that Norman must have put the bag in the room.

Earlier in the day, the prosecution concluded its case.

Former Duke of Normandie assistant manager Janine Trainor said that Mr Seale and his girlfriend, Marie Gray, had stayed at the hotel for two nights. At about 2pm on the day of his arrest, Mr Seale paid for an extra night.

She then opened Mr Seale's room for Customs officers.

Under cross-examination from defence advocate St John Robilliard, Mrs Trainor said she had definitely had to unlock the door to get into the room.

Forensic experts said that the drugs in the rucksack and the smaller quantities found on Mr Seale and on Norman's boat had similar characteristics.

Defence witnesses will continue to give evidence today.

Express &amp; Star (City Final - Wolverhampton) Wednesday 8, September 2004

Fans snap up passes for next year's event after huge success

## Music festival 2005 a hot ticket already

By Andrew Rea

Thousands of tickets for next year's V Festival at Weston Park on the Staffordshire/Shropshire border on August 20 and 21 have already been snapped up, just two weeks after bosses hailed this year's event a massive success.

Music lovers are paying 2004 prices to get passes for the 10th anniversary of the festival before any bands have been lined up to play. More than 6,000 early birds have already bought tickets for the two-day concert staged at two sites, Weston, near Wolverhampton, and Chelmsford.

They went on sale as soon as this year's event closed after 70,000 on both days two weeks ago enjoyed more than 80 acts.

Performers as diverse as Dido, The Strokes, Muse, The Pixies, The Charlatans, Pink, Kelis, Jamelia, Basement Jaxx and Groove Armada took to the stage.

The varied nature of the line-up was reflected in the crowd, which included everyone from young families to ageing rockers, and each year the festival returns to the venue it brings more attractions. These included a fun fair, BMX and skateboarding ramp, and scores of stalls selling everything from designer knickers to military outfits and movie posters to inflatable sofas.

Organisers promised visitors the event would be bigger, better, and more eclectic than ever before, and police said they were pleased with the behaviour of the crowds, with arrests down on last year's event.

More than 60 people were arrested and around 180 were cautioned by officers during a massive policing operation.

However, officers seized thousands of pounds worth of drugs, including a kilogramme of cannabis and almost 500 Ecstasy tablets.

Express &amp; Star

(City Final - Wolverhampton)

Tuesday 7, September 2004

## Not guilty plea over drugs case

Two men accused of conspiring to import cannabis have appeared in crown court at Stafford.

Robert Taylor, aged 48, of Kettlebrook Road, Tamworth, pleaded not guilty yesterday. His case was adjourned for trial.

Co-accused Jeremy Bye, 31, from Germany, admitted the offence and was remanded in custody.

East Anglian Daily Times (East edition) Friday 3, September 2004

## Agonising choice for MS victim

No driving allowed under cannabis pain cure trials

By John Howard

A MULTIPLE sclerosis sufferer has spoken of his frustration at being advised that if he takes medicinal cannabis for his condition, he will have to give up driving.

Steve Williams, 54, wants the chance to take part in legal trials of cannabis that could reduce the pain from which he constantly suffers.

But the retired Eastern Electricity worker, first diagnosed with multiple sclerosis (MS) 18 years ago, said he would be unable to drive if he used the treatment.

Mr Williams, of St Peter's Road, Stowmarket, said he had been advised by doctors that if he was accepted on a trial for cannabis for medical purposes, he would have to give up driving.

"The pain is quite bad for me, it's continuous, there is no relief from

it. While I can keep my brain active I can push it to the background and cope reasonably," he added.

"The night is the worst. It just takes over, it is like the pain is bigger than your body, it surrounds you.

"It does not seem fair that I have to lose my freedom just to get a reasonable standard of life."

A spokeswoman for the Home Office said medicinal cannabis was a controlled drug and restrictions still applied for participants who wished to drive. She added if caught driving, they would be treated as driving under the influence of drugs.

Trials to develop new medicines are not run by the Department of Health, but by the pharmaceutical companies that are developing them.

john.howard@eadt.co.uk

Ipswich Evening Star Tuesday 7, September 2004

## Old people's home worker jailed for fatal road smash

AN old people's home worker is starting a jail term today after admitting causing a crash which led to a pensioner's death.

However, Maria Freire's six-month jail term has been branded too soft by 89-year-old Cyril Friend's daughter.

Ipswich Crown Court heard Freire fell asleep at the wheel of her car after working seven consecutive 12-hour night shifts at an old people's home and had smoked cannabis before offering to give a friend a lift home.

During the journey, 49-year-old Freire fell asleep at the wheel of her car and, despite her friend's warning shouts, her Volkswagen Polo ploughed head-on into a car coming in the opposite direction along Valley Road in Ipswich.

As a result of the impact, Mr Friend - who was a front seat passenger in his daughter Veronica Todd's BMW and had not been wearing a seat belt - was thrown against the windscreen and suffered head injuries and broken ribs.

Mr Friend, from Great Finborough, died in hospital on March 9, two weeks after the accident, from bronchial pneumonia caused by complications arising out of his broken ribs.

Hugh Vass, prosecuting, said Freire had admitted to police that she had smoked two cannabis cigarettes in the morning before the accident.

However, he added there was no scientific evidence before the court to say to what degree the cannabis would have affected her ability to drive.

Freire, of Reading Road, Ipswich, admitted causing Mr Friend's death by dangerous driving.

She was jailed for six months, was banned from driving for four years and ordered to take an extended driving test. Freire will serve half of the six-month sentence.

Jailing her, judge John Holt said he was satisfied that the accident had been caused by Freire's tiredness due to overworking.

"I don't accept any suggestion that smoking cannabis played any part," he said.

"It is quite clear to me that shift patterns caused you to be exceptionally tired and your fault - and a grave fault it was - was not to realise that that put you at risk if you got into a car."

The judge said Freire had an excellent character and it was sad that someone who had devoted her career to caring for old people should kill someone in such a violent and tragic way.

Judge Holt added he was satisfied that Freire had expressed genuine remorse in a letter she had written to Mr Friend's family.

Speaking after yesterday's hearing, Mrs



The best, greatest,  
cheapest, quickest, most  
flexible and friendly grow  
wholesaler for the UK.

**HY-SUPPLY**  
grow wholesale

Industrieweg Oost 8B, Tel: 0031(0)481 452290  
bedrijventerrein De Aam Fax: 0031(0)481 452910  
6662 NE Elst (Gld) info@hysupply.nl



**Grow Lights Direct**  
UK's Leading Secure On-Line Grow Shop

- Secure On-line Shopping
- UK's most competitive prices
- Prices include VAT & Delivery (No Hidden Extras !)
- Accredited and Approved Payment System
- All major credit cards accepted
- Telephone and On-line ordering facilities
- Telephone Sales Support - Call us anytime !



**We supply all your growing requirements:**

Grow lamps, Reflectors, Hydroponic systems, Nutrients, Rockwool, Fans, Filters, Meters, Seeds, Books. Start Up Kits, Grow Cabinet Components, Controls & much more !

**Products from quality suppliers including:**

Canna, Auto-Pot, Growth Technology, Hydro-Garden, Envirolite, Quantum-Hydro, Ikon, Nutriculture, AXA Fans MG Electrical, PHAT Filters and many others !

**www.growlightsdirect.com**

Email: info@growlightsdirect.com  
Tel Sales & Sales Support Line 0844 800 0142  
(Local Phone Rate From anywhere in the UK)  
GLD, Unit 1D, Willymath Close Ind Est, Burniston YO13 OHG

**OPEN 9AM TO 1AM**  
**Cup winner 2000 & 2002**  
**Bongs**



**WWW.THENOON.NET**

Zieseniskade 22 - 1017 PT Amsterdam  
Between rijkmuseum/leidseplein



**POLLINATOR**  
Pollinator & Ice-o-lator  
The best way to make your  
own excellent hash

**Pollinator Company:**  
Nieuwe Herengracht 25  
1011 RL Amsterdam  
Holland

Tel: 00 31 20 4708889  
Fax: 00 31 20 4715242

E-mail: info@pollinator.nl  
Web: www.pollinator.nl



**Vaporiser**  
The safest way  
to smoke herb



**hydroponics**  
CENTRE.COM

**Specialists In Customizing**  
**Gardens/Indoor Growrooms**  
**To Suit Your Needs & Budget !**

**Whether You Are A Novice Or Professional Grower We Have Everything**  
**You Need & Much More, Just Visit Our Online Store!**  
**Call For Friendly Help & Advice.**

**Opening Times Mon - Sat 10.00 - 6.00 pm. Out Of Hours Appointments Available Upon Request.**

T: 023 92669277 F: 023 92669276 W: www.hydroponicscentre.com  
Hydroponics Centre, Unit 1B OJ'S Industrial Estate, Claybank Road, Portsmouth, Hampshire, PO3 5SX



# Farmers Who Ran Huge Grow-op Sentenced

Saturday, December 4, 2004

BARRIE, ONTARIO -- Seven men who were described as the farmers who ran the largest marijuana operation ever found by police in Canada were given sentences ranging from two to five years yesterday.

"I see no heroism or merit in jail sentences to federal or provincial reformatory or even house arrest," Ontario Court Judge James Crawford said as he imposed the sentences that had been negotiated between federal prosecutor Karen Jokinen and defence lawyer Randall Barrs, who represented all of the accused.

Before the sentencing, Mr. Barrs had suggested that the accused had acquired the status of local heroes for running the grow-op in a former Molson brewery, which had not been detected for two years even though it was next to one of Ontario's busiest highways.

"That doesn't mean their actions are heroic. It just emphasizes the fact that there are a lot of people that do not feel that marijuana possession should be criminal, and from that, the only logical step is that production should not be criminalized," Mr. Barrs told reporters after the sentencing.

When police raided the grow-op in January, nine men fled in three vehicles. Nine suspects were subsequently arrested, but the charges against two of them were later dropped.

Faced with overwhelming forensic evidence, including fingerprints that placed them in the grow-op, which was operated in 55,000 of the 400,000 square feet in the old brewery rented by two dummy companies, the remaining seven each pleaded guilty to both producing marijuana and possessing it for the purposes of trafficking.

One defendant, Michael DiCicco, who lived at the site in the old retail store and who was president of one of the dummy companies, was given a sentence that will mean that he will, in effect, serve five years under house arrest.

Judge Crawford said he accepted medical evidence that indicated that Mr. DiCicco, 61, a diabetic who suffered a heart attack while in custody after his arrest, could die if he were required to serve prison time.

Consequently, he was given a conditional sentence of two years less a day, during which he will be required to stay at home for all but two hours a week unless he leaves for medical or legal reasons, followed by a three-year probation under similar terms.

Two of the other defendants, Robert Bleich of Stayner and Scott Walker of St. Catharines, were sentenced to five years in federal prison.

Rayne Sauve of St. Catharines and Thomas Gates of Corunna, just south of Sarnia, received four years in federal prison, and Craig Walker of Niagara Falls was sentenced to 3 1/2 years.

Scot Dillon of Toronto was sentenced to two years less a day in provincial reformatory plus three years of probation.

Mr. Barrs said that it was expected that some of the accused would receive substantial sentences and that if the judge were lenient, the sentences would likely be overturned on appeal.

He defended the sentencing by noting that the charges were withdrawn against two of the defendants, Mr. DiCicco avoided going to jail, the youngest defendant, Mr. Dillion, received a short jail term, and the Crown avoided the cost of a lengthy trial.

Ms. Jokinen, the prosecutor, said that the sentences showed that the courts are not going to allow people to make a business of growing marijuana.

"This was the biggest discovered marijuana grow operation in all of Canada. . . . These particular persons who pled guilty were persons who one person indicated were the farmers. But without them, the marijuana is not grown," she said.

While the sentences put the farmers in jail, the police still have not arrested those who benefited the most from the operation, which, police estimated, produced marijuana with a value between \$8.6-million and \$60-million a year.

source: The Globe and Mail Company.

Hull Daily Mail  
Friday 10, September 2004

● THE pop group Dave Dee, Dozy, Beaky, Mick and Tich were playing at the Spa Royal Hall, Bridlington, two days after starring at the Beat Dance at Hull's Skyline Ballroom. Another leading group, the Barron Knights, were playing at Bridlington's Grand Pavilion.  
● The Leather Shop, 133 Cottingham Road, Hull, was offering suede and leather coats "in all lengths" from £5.10s.0d to £17.17s. 0d (£17.85p). They were

## REMEMBER WHEN AUGUST 1967

described as "perfect goods hand-cut from selected skins".

● Rolling Stones members Mick Jagger, 23, and Keith Richards, 23, succeeded in their drug case appeals. The Court of Appeal quashed Richards' conviction of permitting his house to be used

for the smoking of cannabis. His 12-month prison sentence was set aside. Jagger had his three-month prison sentence quashed and was given a conditional discharge for 12 months. As the stars' car entered the Strand in London several

screaming girls threw themselves on to the vehicle and had to be pulled away by police.

● The Latimer Memorial church in Grovehill Road, Beverley, became one of 54 Congregational churches in England and Wales that decided not to "covenant" to join with other Congregational churches. The Congregational and Presbyterian denominations planned to be one, and to be called the United Reform Church by 1970.





# PROGROW

## HYDROPONICS

the south west's largest hydroponics supplier  
absolutely everything for the indoor grower

discreet city centre location with good access and easy parking

extensive stock | additional outlet in barnstaple | delivery  
service | mail order | online ordering

7 verney street | exeter | devon | ex1 2aw | tel: 01392 276998  
email: [info@progrow.co.uk](mailto:info@progrow.co.uk) | [www.progrow.co.uk](http://www.progrow.co.uk)

**X1 ALSO NOW OPEN - X1 - EXETER'S FIRST SMART SHOP!**  
10 city arcade | fore street | exeter | ex4 3je | tel: 01392 277026

## Mushrooms and Many Many More

Check our Website:  
[www.mcsmart.co.uk](http://www.mcsmart.co.uk)  
or email us at  
[info@mcsmart.nl](mailto:info@mcsmart.nl)

### Our New Products:

**Kratom:**  
Solar Lunar  
Relaxation

**Ephedra Free  
Energizers**



# Spidermite Control

## Making Sense out of Chaos

**100% Organic 100% Safe  
100% Effective**

**'As used by the Professionals'**  
Growth Technology



Ask at your local stockist | Sole Distributors | [www.spidermitecontrol.com](http://www.spidermitecontrol.com)

# Hydrolight

## UK

Hydrolight Uk Ltd, 40a St.Peter's St, Radford, Nottingham, U.K, NG7 3FF.

Your one stop Hydro shop  
We have everything you  
need to grow.  
Lighting, Nutrients, Additives,  
Boosters, Growing Media,  
Seeds, Carbon Filters, Cloning  
-lights, etc etc.....

Parking  
Free advice  
Free catalogue on request  
All Mail Order enquiries welcome,  
Discretion Guaranteed!

Pop in for a friendly chat  
Call today for a free catalogue!  
Large orders welcome!  
Student friendly shop!

[www.hydrolight.co.uk](http://www.hydrolight.co.uk)

For the latest prices please call  
or fax on these numbers:  
Tel 0115 978 5556  
Fax 0115 978 5556  
Mob 0775 222 1813

OVER 25 YEARS EXPERIENCE IN GROWING!!

**HydroLight**

## INTERNATIONAL

# Home Grow Cabinet & hydroponics exhibition

## LONDON

6 Newington Green Rd, Islington  
Tube: Angel/Highbury Islington  
Buses: 30, 38, 56, 73, 277 341, 476  
Streetmap N1 4RX



Growin - Lead Sponsor  
236a Bethnal Green Rd  
London E2 0AA  
020 7033 9541  
07782 245983  
[www.getgrowin.co.uk](http://www.getgrowin.co.uk)



## Applewoods Hydroponics Ltd.

### Growers of Conviction

121A High Street, Brentford  
Middlesex TW8 8AT

### Hydroponic Equipment

### Horticultural Lighting, Seeds & Headshop

Tel 07941 214785  
email: [westlondonhydroponica@hotmail.com](mailto:westlondonhydroponica@hotmail.com)  
[www.hydroponica.co.uk](http://www.hydroponica.co.uk)

# Planet Bong

## THE FINEST HEAD SHOP IN ENGLAND

### THE COSMIC ONE STOP SEED SHOP

Mr Nice • Paradise • Serious  
KC Brains • Flying Dutchmen  
Spice of Life • and many more

**01926  
425050**

[www.planetbong.co.uk](http://www.planetbong.co.uk)

Planet Bong, 53 Regent St, Leamington Spa, Warks, CV32 5EE



The Verdamer  
Holland's finest  
Vaporiser  
Wholesale  
enquiries welcome

## ZEELAND



The address  
for all your  
growing needs

# ALIËN

## IJZENDIJK

The largest outlet  
in the Southern  
Netherlands

[WWW.GROWSHOPALIEN.COM/ONLINESHOP](http://WWW.GROWSHOPALIEN.COM/ONLINESHOP)



Jersey Evening Post Wednesday 1, September 2004

■ **COURT:** Van had secret compartments filled with heroin and cannabis

# £400,000 drugs haul man jailed for ten years

BY CARL WALKER

A JUNIOR boxing coach from Liverpool has been jailed for ten years for importing nearly £400,000 worth of illegal drugs.

Mark Douglas Roberts (25), who drove off the ferry from Weymouth in a van with secret compartments filled with nearly 500 grams heroin and almost 25 kilos of cannabis on 5 June this year, was sentenced yesterday by the Superior Number.

Special holes had been cut through the floor of the vehicle, creating hidden voids which were packed with £144,000 worth of

cannabis and £229,000 worth of heroin. When customs officers stopped and searched the van, unemployed Roberts admitted that he was aware there were drugs in the vehicle, Crown Advocate Conrad Yates told the court.

Roberts told the probation officers who were compiling the social inquiry report that he once smoked cannabis as a 13-year-old but had not touched it since and he would not touch heroin as he had seen

what it could do to people.

'But he still deliberately and carefully planned this operation, which could have wreaked havoc on many lives if it was successful,' added Advocate Yates. The Crown moved for a total sentence of ten years.

Roberts admitted attempting to import both heroin and cannabis. Advocate Daniel Le Maistre, defending, said his client accepted he was to face a lengthy prison sentence. However, he claimed his client had been forced to commit the offence at 'gunpoint' after attacking a brother of a 'well-known Liverpool gangster'.

But after questioning from the Bailiff, Sir Philip Bailhache, Advocate Le Maistre admitted that his

client's travel expenses had been paid and he was due to receive £1,000 for the courier run.

## Previous offences

Delivering the court's sentence to Roberts, who has 14 previous offences including possessing and intending to supply class A drugs, Mr Bailhache said: 'These very substantial quantities of drugs had the capacity to add significantly to the available supply in Jersey.'

'In the full knowledge of the terrible damage that drugs of this kind can do to people, you continued with this importation.'

Mr Bailhache was sitting with Jurats Bullen, Le Breton, Allo, Le Cornu, Morgan and Newcombe.

● In three other separate cases involving drugs, sentences of seven years, 6½ years and five and a half years were imposed by the court. Full reports later.

Irish News (Belfast)

Thursday 9, September 2004

## Drugs charge: man in court

A 26-YEAR-OLD unemployed man appeared at Fermanagh Magistrates Court yesterday on drugs charges. Kevin Hallett, of Ferney Rise, Enniskillen, is charged with the unlawful possession of herbal cannabis, cannabis resin and amphetamine and having the drugs with the intention of supplying them to another. He was remanded on bail of £250 with a surety of £500 until November 3, on condition that he lives with his father at Ferney Rise and reports daily to Enniskillen police station.

Evening Echo (Cork)

Wednesday 8, September 2004

## €50 drugs fine

● HAVING a small amount of cannabis resin for his own use has cost a young man €50 in court. Christopher Knightly, of Delford Drive, Rochestown Road, was convicted and fined by Judge Uinsin MacGualaire at Cork District Court. The offence was detected on November 29 last at Willow Park, Douglas, Cork.

The Guardian

Friday 10, September 2004

## Education

### Parents back drug searches

Most parents would back random searches of pupils to detect drugs and weapons smuggled into school, according to a poll of 1,000 parents for the Times Educational Supplement.

Most took a tough line on serious disciplinary issues, with eight out of 10 saying pupils who dealt in cannabis should be permanently excluded and seven out of 10 backing the sanction for pupils caught with a knife.

Only 5% opposed drugs and weapons searches — backed by the prime minister and now an option for schools.

Just over a third of parents said their child had been bullied at school, but more than half of those thought the school dealt with the problem effectively.

Behaviour is the biggest problem facing schools, according to parents of secondary school pupils, but most felt teachers did a good job in managing the problem. *Lucy Ward*

Press &amp; Journal (Highlands &amp; Islands) Thursday 2, September 2004

# Man fined after opening Scotland's first cannabis cafe

THE man who opened Scotland's first cannabis cafe has been fined £500 after pleading guilty to allowing the drug to be smoked on the premises.

Paul Stewart, 37, appeared at Edinburgh Sheriff Court yesterday and admitted permitting cannabis resin to be smoked in The Purple Haze Cafe in the city's Portland Place in January — on the day cannabis was reclassified from a class B to class C drug.

Fiscal John Barclay told Sheriff Noel McPartlin that during the day the cafe had operated as a normal takeaway serving hot and cold food, but Stewart had declared his intention through the internet and other media of operating it as a cannabis cafe between 4pm and 8pm.

Stewart said he wanted to raise the public's awareness to the reclassification of the drug and to encourage the setting up in Scotland of licensed cafes similar to those operating in Holland.

He was seen by senior police officers on December 19, 2003, and told that the reclassification of the drug did not rule out criminal offences being com-

mitted.

He was given a letter from the divisional commander outlining the offences which could be committed.

On January 6 this year, however, he continued to advertise his intention of opening a cannabis cafe.

Mr Barclay said that on opening day — January 29 — there was "a co-ordinated police response". All those entering the premises were given letters warning them of possible offences.

At about 7pm the premises were crowded and officers saw one female with a light green bong and a male with a pipe, both of which the officers knew were used for smoking cannabis.

Mr Barclay said: "The accused was seen at the counter of

the premises and could not have failed to see the bong and pipe or also smell the distinctive aroma of cannabis".

The female, male and Stewart were arrested but only Stewart faced charges.

Defence agent Matthew Berlow said Stewart accepted he had broken the law, but he had

been trying to highlight the hypocrisy of the drug laws. He had, said Mr Berlow, been encouraged in his actions by members of the Scottish Parliament and now felt let down by them.

Because of the adverse publicity, he added, Stewart was now "a broken man". He had had to lay off staff and was trying to sell the cafe. He was living on a minimum income.

Sheriff McPartlin pointed out that Stewart, of 9 Cadiz Street, Edinburgh, had initially encouraged publicity. Mr Berlow said his client had been carried away by the euphoria of the publicity and the support of politicians.

Fining Stewart, Sheriff McPartlin told him: "It was a deliberate act on your part. I am told you were encouraged by others, but I think you are old enough to make up your own mind. You are entitled to your point of view whether it is a good law or a bad law, but you are not entitled to campaign against it by breaking the law itself."

Stewart was allowed to pay the fine at the rate of £10 a week.



Evening Echo (Basildon)  
Friday 10, September 2004

## Ex-soccer chief in drugs court

THE trial of former football club vice-chairman Kim Webber was starting today.

Webber, 47, denies conspiring with persons unknown to supply a controlled drug, namely 47kg of cannabis resin, between June 25 and September 24, 2003.

Former Basildon United vice-chairman Webber, a car salesman from London Road, Leigh, appeared at Chelmsford Crown Court alongside co-defendants Raymond Marten and David Ferguson, both of whom also deny the charge.

Daily Record  
Friday 10, September 2004

## Drug dealer nutmegged

A DRUG dealer who tried to claim half a kilo of heroin found in his house was nutmeg was jailed for four years yesterday.

Detectives said the drug would have been worth £55,000 on the streets.

At the High Court in Edinburgh, Arshad Hussain, 32, of Larbert, Stirlingshire, also admitted growing 63 cannabis plants in the loft of his home.

Evening Telegraph & Post (Dundee) Thursday 2, September 2004

# Sentenced for supplying 13-year-old with drugs

The son of the Fife-based Singing Kettle children's entertainers, involved in the supply of cannabis to a 13-year-old, was placed on probation for 18 months and ordered to carry out 200 hours community service.

James Trezise (18) was appearing for sentence at Cupar sheriff Court today after previously admitting that, between July and October last year, at Castlehill Infant School and Castlehill Primary School, and elsewhere in Cupar, he supplied cannabis resin.

Trezise had also admitted a further charge of being in possession of ecstasy at his home in Arthurfield Green, Kingskettle, where he lives with his parents Artie Trezise and Cilla Fisher.

Fiscal Edward Russell told the court that Trezise had supplied the cannabis to a 13-year-old, who was the younger brother of one of his friends.

### Allowed to try

The boy had been present when Trezise and the brother were smoking cannabis, and had been allowed to try

the drug. The young boy had then contacted the accused and asked if he could obtain cannabis.

Mr Russell said the drug had been supplied on probably five or six occasions, and the 13-year-old had at one point been in possession of 76 grammes of cannabis with a street value of £380.

The fiscal said the accused was bound to know the age of the boy he was supplying, and was also bound to know other people around that age would also be involved.

It was also made clear by Mr Russell that the offence had come to light as police were investigating a completely separate incident, and the 13-year-old had been seen when an amount of cannabis was thrown away.

When spoken to by police, the accused had claimed he'd found the drugs on Falkland Hill, but Mr Russell said this had not been true, and the accused had

still not told police the name of his supplier.

It had also been claimed that Trezise had made no money, said the fiscal, but the 13-year-old had said some money had been put together to give to him.

Defence Solicitor Nigel Cook told the court the accused worked for his parents, and was "an important and necessary part" of the family business, and accepted his guilt. He added that the accused had been somewhat naive, and appeared to have given no thought to whether what he was doing was illegal or otherwise.

He had been acting on the basis that he was doing a favour for a friend, and had given no thought to the fact other 13-year-olds might also be involved.

Mr Cook said Trezise had made no money, the supply was not a commercial one, and a search of the accused's house had not turned up the usual paraphernalia discovered in any house occupied by a drug dealer.

Although schools had been mentioned in the charge, said Mr Cook, these were only the places where meetings took place, and these meetings had not been during school hours.

### Nervous and apprehensive

Mr Cook said Trezise was no longer taking illegal drugs, and was nervous and apprehensive about his court appearance. He was under no illusion about the seriousness of the charges, but reports had also indicated there was a low risk of re-offending.

Sheriff George Evans said the accused was not a hardened drug dealer, and was, in fact, almost the opposite. It appeared he was not really aware of the serious consequences of what he was doing.

The sheriff said community service, coupled with probation, would be appropriate, and it would be "somewhat hard" for him to impose an immediate sentence of detention. The sheriff also said, however, that what Trezise had done may have led other people to become involved with soft drugs. This, he said, could lead to other things, and ruin people's lives.





Press &amp; Journal (Aberdeen) Friday 3, September 2004

# TV stars' son escapes jail term over drug dealing

THE son of Singing Kettle stars Artie and Cilla avoided being locked up after he was convicted of selling drugs to a 13-year-old boy outside a primary school.

James Trezise, 19, sold cannabis to the boy at the front gates of the school at Cupar, Fife.

Trezise has been employed behind the scenes on the popular TV children's show since he left school.

Police were called to the home Trezise shares with his parents at Kingskettle, Fife, after the boy said he had bought the drugs from an older friend.

Trezise was charged with two counts supplying cannabis to the boy.

At Cupar Sheriff Court yesterday, Trezise hung his head in shame after admitting the offences, which were committed between July and October last year.

Fiscal Depute Edward Russell, prosecuting, told the court Trezise had known the age of the youngster he had supplied

with drugs.

Mr Russell added that the boy, who cannot be named for legal reasons, was the younger brother of one of Trezise's friends.

He said: "The 13-year-old had joined the two older boys in cannabis smoking sessions in his home."

"The accused had also supplied the 13-year-old with his mobile-phone number to contact him whenever he required the drugs."

He said the boy had been caught with 76g of cannabis, worth £380.

"The accused not only knew the age of the boy, but also knew that the drug would be shared by others of a similar age who were sharing the cost of the transaction," he added.

Nigel Cooke, defending, insisted his client had not realised he was doing anything wrong until the police arrived at his parents' house with a search warrant.

He said officers had not

found any drug-related paraphernalia in the house, although they had found ecstasy tablets in the home of the 13-year-old.

Mr Cooke said: "My client was 18 at the time. He now understands the seriousness of the offence but, at the time, he honestly thought he was doing nothing wrong."

"He is no longer involved in taking any illegal substances and believes he was naive."

"He still stays with his parents, who he works for, and is considered an important member of their company."

Sentencing Trezise to 18 months' probation, Sheriff George Evans said: "I cannot treat you as a hardened drug

dealer. However, the fact that you met in secret and arranged these transactions covertly suggests that you knew you were doing something wrong."

Outside court, Trezise emotionally hugged his girlfriend but refused to comment.

The Singing Kettle is Scot-

land's leading children's entertainment group, combining traditional Scottish music with action, and has built up a strong following across the world.

The act has won awards including a Bafta for Best Children's TV.



James Trezise... hung his head in shame

Reading Evening Post  
Friday 10, September 2004

## PARENTS WANT DRUG SEARCHES

PARENTS support a crackdown on pupils who bring drugs and weapons into schools, according to a poll out today.

More than nine out of 10 parents are in favour of random searches to catch pupils committing the offences, according to the poll published in The Times Educational Supplement.

Parents also favour a "zero tolerance" approach to problem pupils, with eight out of 10 supporting automatic expulsion for pupils who deal in cannabis and 71 per cent saying the punishment should apply to those caught with a knife.

News Letter (Northern Ireland)  
Thursday 9, September 2004

## Man in court on drugs charges

A 26-YEAR-OLD man yesterday appeared at Enniskillen Magistrate's Court on a number of drugs charges.

Kevin Hallett from Ferney Rise, Enniskillen, was charged with possession of cannabis resin, herbal cannabis and amphetamines and with intent to supply all three class C and B drugs.

Police believe the drugs had an estimated street value of £4,000.

Hallett made no reply when arrested and cautioned. A police officer said he believed he could connect him to the charges.

He was remanded on his own bail of £250 and surety of £500.

He was remanded to November 3.

Evening Chronicle (Newcastle/City)  
Monday 13, September 2004

## Suspect had drug

A MAN was caught with Ecstasy tablets after police were called to deal with drunks on a train.

Phillip Baker, 27, of Belmont, Durham, was spotted acting suspiciously when officers boarded a train at Darlington station. He was searched and a bag containing 93 tablets was found on him. A search of his home found a small amount of cannabis resin in his bedroom.

Baker, then living on Lambton Street, Durham, admitted possession of a class A drug with intent to supply and possession of cannabis at Durham Crown Court.

He was sentenced to a two-year community rehabilitation order, a 100-hour community punishment order and was ordered to pay £708 costs.





THEY ARE THE NEXT STEP IN THE EVOLUTIONARY LADDER! CHILDREN OF A DOPE SMOKING GENERATION WITH A GENETIC MUTATION THAT SETS THEM APART FROM SOCIETY-BANDED TOGETHER BY PROFESSOR ZONKED TO TRAIN THEM INTO THE STONDEST STUPOR HEROES OF ALL!!! THEY ARE THE HASHSTONISHING...

# Z-MEN

## schools out

by Jim Stewart

GLASVAGAS, NOT TO FAR IN THE NEAR FUTURE. WE MEET A VERY SPECIAL HEADMASTER AND HIS STUDENTS




THEY ARE BLOWIN, ALAN HASHIM, CLAUD WINTERS, JANEY GREEN, CURT WANGER AND PROF ZONKED



BEHOLD TWO 25 FOOT LAW-BOTS CONSTRUCTED BY THE GOVERNMENT USING BILLIONS OF POUNDS OF TAX PAYERS MONEY. BUILT IN SENSORS TRACK THE UNIQUE CHEMICALS IN T.H.C WHEN USED IN PUBLIC PLACES. LOOK HARD FOR THEY ARE THE FUTURE IN THE WAR AGAINST DRUGS









# Advanced Nutrients & Greenstream

It was Xmas 2003, during the holidays while browsing a grower's forum online that I stumbled upon advanced nutrients. A thread about 3 experienced growers, whose previous grows I had followed and had just switched to advanced and achieved 20-30% increase in yield! I did some research and was soon on the phone to the lads at **ikon** to see what they might be able to find out as I knew they already had contacts in Canada. Well 10 out of 10 for being 1 step ahead, they were already signing the deal to supply the U.K. with all the advanced goodies... I was very pleased.

Soon after that phone call I received an unexpected box packed with samples of lots of exotic sounding concoctions, it was my Advanced, sample box from the lads at **ikon**. I gave out the samples to good customers who were all on the phone or back at my counter asking when I get the whole range?? Also reporting increased yields massive roots lots of comments and all good.

So now we are 8 months on and Advanced Nutrients are fast dominating my shelf space, not because I make any more selling advanced than any other brand, but because my belief from day 1 was to only stock the best, let all the others sell cheap and cheerful I only have



room in my shop for serious products that will benefit the customer, i.e. be value for money. If it's on my shelves it's been tested not because it has a nice

label or has a good mark-up, but because it is popular.

Initially you'd think advanced nutrients were more expensive than other brands available, don't be fooled by simply looking at the price of a litre of nutrient, make sure you check the dilution rate, example: Advanced Sensi grow AB is dosed at 1-1.5ml per litre to achieve full strength solution, whereas a number of competitors nutrients are as high as 7ml per litre, and let's not forget... In my personal opinion, the results that are possible with advanced especially when using some of their groundbreaking additives like big bud or voodoo juice, make them worth their weight in gold. Not forgetting advanced have some of the best organic feeds and additives too with Mother earth super tea grow and bloom, there is a nutrient program to suit any budding grower.

the  
**green  
room**  
boudicca mews  
moulsham st

chelmsford essex

hydroponics  
01245 262221  
www.thegreenroomuk.com

**FREE**

**Soft Secrets**  
**FREE**

Santa Maria  
A True Champion!

Cytral  
Love it or leave it

Water Hash  
DIY!

South African  
grower  
Reveals all

Dutch weed pioneer Kees Hoekert  
Underworld: Midnight Express  
UK shop reviews  
Grow with Jorge Cervantes  
Reader's photos  
And much, much more...

Santa Maria

**www.soft-secrets.nl**





## ***Advanced Nutrients***

Our company stands behind its products with our unparalleled 100% money-back performance guarantee. We also have a world class website, discussion forums, nutrition calculator and tech support.

**Ikon International is proud to  
be the UK distributor for  
Advanced Nutrients.**

**[www.ikon-international.com](http://www.ikon-international.com)  
[www.advancednutrients.com](http://www.advancednutrients.com)**

**If you want to grow the best, grow with  
Advanced Nutrients!**



Daily Post (Wales) Saturday 11, September 2004

# Cannabis man welcomes MS study finding

By MATT WITHERS

A NORTH Wales cannabis campaigner last night welcomed early findings of a study which suggested the drug could help fight multiple sclerosis.

Preliminary results from a year-long Government-funded study indicated chemicals in the drug could fight symptoms of the devastating disease and reduce disability.

The research started out as a short 15-week study of 667 patients with MS, some of whom were severely disabled and wheelchair-bound.

But after a year there was some real evidence of improvements in both spasticity and disability.

Rhyl-based campaigner Jeffrey Ditchfield was sensationally cleared by a jury earlier this year of possessing the drug and intending to supply.

He told the court he would supply the drug only for medicinal purposes.

Last night he hailed the results as "proof that medical science was finally

## Report confirms drug helps fight disease

catching up with us amateurs".

The 43-year-old businessman said: "Would it sound awfully big-headed if I said I already knew this?"

"I have been dealing with people who are seriously ill for the last nine years. And with the majority of MS sufferers I've seen the benefits for myself.

"There are too many positive responses from people with MS to doubt otherwise. But, yes, it is encouraging to see that the medical profession is catching up.

"Back at my trial the prosecution was arguing that initial trials hadn't been very effective in treating MS sufferers. Now I feel vindicated."

Mr Ditchfield said he hoped

cannabis-based medication would soon be prescribed by GPs.

"The longer someone uses cannabis, the more beneficial the effects seem to be," he said.

Study leader Dr John Zajicek, from the Peninsula Medical School, in Devon, told the British Association Festival of Science at the University of Exeter: "We followed people up really expecting to generate safety data.

"We found some evidence of a potential long-term effect, but we're having to be cautious. Initial results suggest that there may be more benefit over the longer term than was found over the first part of the study."

mattwithers@dailypost.co.uk

South Wales Argus (Newport)  
Saturday 4, September 2004

## Police found drugs and weapon in stopped car

**ALERT** Gwent police patrolling the M4 near the Second Severn Crossing intercepted a haul of drugs worth over £1,000 when they stopped a motorist, a court heard.

Ex-postman Michael Sleep, 32, had a nine-ounce bar of cannabis concealed in his waistband and hidden down a trouser leg was another bar of cannabis.

In the boot the officers found a baseball bat and a quantity of herbal cannabis.

Sleep, who lives in Llanedeyrn, Cardiff, was jailed for a total of 22 months by a judge at Cardiff crown court.

He admitted possessing drugs with intent to supply and possessing an offensive weapon. He also pleaded guilty to absconding for nine months when on bail, when he went to London, and was committed to sentence by Cardiff magistrates for possessing offensive weapons, cannabis, amphetamine and counterfeit money.

Judge Stephen Hopkins said "The facts show that you were a courier of drugs."

Prosecutor Richard Brace said that on March 25 mobile officers were patrolling near the Second Severn Bridge when they stopped a vehicle driven by Sleep.


They could smell cannabis in the vehicle and later discovered a total of half a kilogram. There was also the baseball bat.

The total street value of the drugs was £900. He told the officers the bat was "to make him feel better".

Two weeks before, said Mr Brace, Sleep had been committed for sentence for possessing cannabis and amphetamine, a knuckle duster and a baton, all discovered when spotted in his parked car.

The police also discovered 11 counterfeit £20 notes.

His counsel, Eugene Egan said: "When he was at large he made for London where he managed to find work. At the time he was addicted to amphetamine."



Pro-cannabis campaigner Jeff Ditchfield has welcomed preliminary results from a Government study which show that the drug could have positive long-term effects in fighting symptoms of multiple sclerosis



Area is major drug centre

## Shame of region's trade in crack

Andrew Robinson

WEST Yorkshire has become a major centre for dealers in crack cocaine, only police in London seizing larger amounts of the drug.

Home Office figures released yesterday revealed that West Yorkshire Police seized 13kg (28lb) of the Class A drug in 2002.

Only the Metropolitan Police seized more – 14kg – while the third largest, just 3kg (6.6lb), came from the streets of the West Midlands.

North Yorkshire, South Yorkshire and Humberside did not record any crack seizures. Nottinghamshire had a 1kg haul.

The report says that crack cocaine seizures have been increasing steadily over the last 10 years and by 2002 the amount being seized annually had reached 60kg (132lb).

The numbers of people, mainly young men, in jail for dealing in crack rose from 200 in 1996 to 470 in 2002 – from a total of 10,060 inside for drug offences.

In Leeds, the rise of crack cocaine as a street drug has alarmed police.

One officer told the *Yorkshire Post* that the after effects of smoking crack – paranoia, intense craving for more and sometimes hallucinations – had led to an

increase in aggressive behaviour by beggars and addicts.

Crack is considered a particularly dangerous drug because compulsive use develops rapidly, the “high” only lasting 10 minutes. Smoking crack can produce a particularly aggressive paranoia.

The report warns of the increasingly popularity of crack on the streets.

It says: “Numbers of crack seizures, which is a ‘cooked’ form of cocaine, have increased steadily over the last 10 years. Crack seizures rose from 870 in 1992 to 3,690 in 2001 to 4,260 in 2002.

“The weight of crack cocaine seized, although much less than cocaine, has shown a general rise over the past decade.”

Nationally, seizures of illegal drugs rose five per cent in 2001 and in 2002. There were 137,000 seizures across Britain in 2002.

The seizures, mostly by police rather than Customs, suggest that crack is generally produced locally from imported cocaine.

Amphetamine seizures rose two per cent in 2002, cannabis by nine per cent and crack cocaine by 15 per cent.

West Yorkshire Police recorded the highest number of seizures of cannabis plants of any force in England –

Yorkshire Post (South/Sheffield)  
Wednesday 15, September 2004

6,110 in 2002. The next highest was London with just under 5,000.

The Yorkshire figures for crack seizures were viewed as a positive trend last night by West Yorkshire Police.

Leeds area drug co-ordinator Insp Steve Fincham said the force was nationally recognised for its work tackling drug crime – including street-level dealing.

The fight had been helped by calls from the public to schemes including Dob in a Dealer.

Insp Fincham said: “We would say the reason the figures for our area are high is that we have dedicated drugs teams that go out and look to arrest people and seize drugs – which may be different to other police forces. We don’t see the Home Office figures as a negative – we see them as a positive reflection of our enforcement.”

■ Police in Leeds arrested a 23-year-old man on Monday after they recovered a quantity of what is believed to be crack cocaine and cannabis.

The man, from Harehills, was stopped in the Lincoln Green area.

He was later released on police bail pending forensic examination of the items seized.

andrew.robinson@ypn.co.uk

Telegraph & Argus (Bradford)  
Friday 10, September 2004

## Glimmer of hope for MS sufferers

A glimmer of hope emerged today for sufferers of multiple sclerosis who believe they can be helped by cannabis.

Preliminary results from a year-long study indicate chemicals in the drug can fight symptoms of the devastating disease and reduce disability.

The research started out as a short 15-week study of 667 patients with MS, some of whom were severely disabled and wheelchair-bound.

Results published in the *Lancet* medical journal last year were inconclusive, but as researchers continued to monitor patients, more promising results started to appear.

After a year there was some evidence of improvements in both spasticity and disability.

Study leader Dr John Zajicek, from the Peninsula Medical School in Devon, told the British Association Festival of Science at the University of Exeter: “We followed people up really expecting to generate safety data.”

“We found evidence of a potential long-term effect, but we’re having to be cautious. Initial results suggest there may be more benefit over the longer term than was found over the first part of the study.”

“I think the licensing authorities need to assess all the evidence and we need further studies before we have evidence of a really useful long-term effect.”

Guernsey Press & Star Thursday 9, September 2004

## Verdict expected in 10kg cannabis trial

A VERDICT is expected today in the trial of alleged cannabis importer Jason Seale.

Seale, 36, from Lancashire, denies importing almost 10kg of cannabis into the island last November. He has pleaded guilty to possessing a smaller amount.

Co-accused Adam Norman, 24, of the yacht *Coquet*, Victoria Marina,

St Peter Port, admits importing and possessing cannabis.

Yesterday Seale continued to be cross-examined in the witness box by Crown Advocate Graeme McKerrell.

A defence witness from the UK failed to turn up.

Both counsel gave their closing speeches in the afternoon.





Daily Mirror Tuesday 14, September 2004

# CARROLL TO DISAPPEAR

**By AIDAN McGURRAN**  
**LOTTO** out Michael Carroll will go into hiding for his own safety when he gets out of jail later this month.

The 21-year-old fears drug dealers who once supplied

## EXCLUSIVE

him will be out to get him. Carroll, who won £9.7million in 2002, fled his mansion in Swaffham, Norfolk, in January after threats.

He is now serving five

months for possessing cocaine and cannabis but wants to stay out of trouble when he's freed.

He has been beaten up in Blundeston prison, Suffolk, and fears for girlfriend Samantha Howard, 16, on the outside. They plan to marry when his divorce is through.

Ipswich Evening Star Tuesday 7, September 2004



TRUE GENTLEMAN: Cyril Friend, right, and his daughter Veronica Todd, left, who has dubbed the sentence for the crash driver "too lenient".



Todd, who lives in Kent, said she had not received any letter from Freire.

Mrs Todd said she felt the six months sentence was "too lenient" and described her father as a "true gentleman".

"He was such a wonderful man and had a good quality of life," she said.

Before his retirement Mr Friend had worked at Took's Bakery in Ipswich and

lived in the town's Wicklow Road. He had also attended Whitton Baptist Church.

During yesterday's hearing the court heard Freire had finished work at 8am on February 22 this year.

She had just finished seven consecutive 12-hour night shifts. Freire told police that she had needed money and had been working overtime to earn it.

Irish Independent (Dublin)  
 Wednesday 8, September 2004

## Man refused bail over haul

A 34-YEAR-OLD man, charged in connection with a €1.3m drugs haul, has been refused bail at Limerick District Court.

Dominic Hickey, with an address at The Mews, Ballysimon Road, Limerick, is facing four separate charges under the Drugs Act following the seizure of 40 kilos of cannabis resin and between 10 and 12 kilos of cocaine last weekend.

Judge Tom O'Donnell remanded Hickey in custody until September 15.

Yorkshire Evening Post  
 Thursday 9, September 2004

## £8,000 drugs recovered

EIGHT kilos of cannabis bush worth £8,000 was recovered from a house in Earlsheaton, Dewsbury by anti-drugs officers.

Police said they also found £10,000 worth of drug-making equipment.

A 54-year-old man was arrested and released on bail pending further enquiries.

## Colofon

Soft Secrets is published by Discover Publisher BV  
 P.O.Box 362, 5460 AJ, Veghel, Netherlands  
 Telephone: +31-73-5498112  
 Fax: +31-73-5479732  
 E-mail: [maryjane@highlife.nl](mailto:maryjane@highlife.nl)

Publisher: Boy Ramsahai

Editor: Clifford C. Cremer

Contributors: Jorge Cervantes, Jules Marshall, Fraser Clark, Kristie Szalanski, Kaz Peet, Bart B., Charlie Stone, Soma, Joe Kane, LazyStrain, Chris Marchand, Dr. John Dee, Weckels, Jan Sennema et al.

Translations: Jules Marshall

Comics: Jim Stewart

Editorial address: Soft Secrets, P.O. Box 17250, 1001 JG, Amsterdam, Holland  
 E-mail: [SSUK@softsecrets.nl](mailto:SSUK@softsecrets.nl)

Layout & print: R&B Communicatie, Schijndel, Holland

Advertisements: Bart T. (Tel. 0031-6-51805017)

Cover photo: Santa Maria © Het Hennep Huis

### A word from the publisher:

The UK government has embarked on a process of relative liberalisation towards the use of cannabis, and cannabis activists are engaged in broadening this engagement. Several local councils and police chiefs now actively support a Dutch-style coffeeshop system as a way of separating soft and hard drugs, as it has proven to do in Holland. Whether they are finding their way to new coffeeshops or growing for their personal supply, cannabis users are a menace to no one, and are causing no discernable social problem. Some politicians and commentators are calling for the outright legalisation of marijuana. Let's wait and see how the debate develops during a period of relative peace between all sides of the argument. In the meantime, the publisher hopes Soft Secrets will show the public a positive side to the normalisation of cannabis use, and is anxious to offer a forum to both pro- and anti-legalisation advocates. This assumes that the publisher does not necessarily agree with everything that appears in articles and advertisements. The publisher therefore distances himself explicitly from published statements or images that might give the impression that an endorsement is being made for the use or production of cannabis.

Nothing from this publication may be copied or reproduced in any format without prior permission from the publisher and other copyright holders. The publisher is not responsible for the content and/or point of view of advertisements. The editors take no responsibility for unsolicited submissions.

## Index of ads

Name	Phone	Page
Alien		60
Applewoods Hydroponica	0044-7941-214785	60
Atami	0031-73-5223256	72
Beaver	0044-1322-273444	19
Bio Bizz	0031-50-5414650	4
Bio-G-Power	0031-184-654489	71
Boes Boes	0031-35-6422344	45
Bright Green Hydroponics	0044-1482-341925	51
Canna	0044-870-2402991	36-37
Colchester Hydroponics	0044-1206-544566	42
Discount Hydroponics	0044-1424-428186	24
Dr. Chronic	0044-1702-469785	42
Edit Wholesale	0044-208-8616965	48
Essential Seeds	0044-1322-226688	19
Female Seeds	0031-78-6132263	20
Future Garden	0044-20-85507310	45
Green Room The	0044-1245-262221	66
Green Spirit	0044-7746-169187	52
Greenfield Hydroponic	0044-1263-510072	51
Grotec	0044-1706-750293	45
Growin Furniture	0044-709-2024883	60
Growsystems	0044-1603-662655	48
Happy Dutch the	0031-6-30860055	51
Hesi	0031-45-5690420	2
High Quality Seeds	0031-73-5479916	22
Highlife Hemp Fair	0031-73-5498112	27
House & Garden	0031-6-10939412	32-33
Hunters Bar		69
Hy Supply	0031-481-452290	52
Hy Supply	0031-481-452290	58
Hydro Dragon	0044-29-20490333	51
Hydro Light	0044-115-9785556	60
Hydroponic Wholesale	0044-1332-208090	24
Hydroponicscentre.com	0044-239-2266277	58
I.G.T.	0031-10-2099665	15
Ikon International		66
Ikon International		67
Jamaica	0031-20-4227786	51
Jungle Fever	0044-208-3189919	28
MC Smart		60
Medway Hydroponics	0044-1634-735444	51
MG Electrical	0044-1723-341334	58
Mountain High	0031-186-605590	51
New Age 1812 Hydroponics	0044-1274-694444	48
Nirvana	0031-20-3640233	6
Noon the		58
Northern Hydro Culture	0044-113-2750330	42
Paradise Seeds	0031-20-6795422	52
Pegasus Trading	0044-208-9487282	28
Plagron	0031-495-631559	8
Planet Bong	0044-1926-425050	60
Planta Sur Distribuciones	0034-958-506110	42
Pollinator	0031-20-4708889	58
Progrow	0044-1392-276998	60
Quantum Hydro	0044-1932-785220	20
Rootzone Hydroponics	0044-1784-490370	48
Sensi Seeds	0031-10-4763044	16
Serious Seeds		18
Spidermite Control		60
Starlite Systems	0044-175-2551233	45
Terraonics		40
Top Zeef	0031-517-642123	51
Urban Hydroponics	0044-1204-522217	52
V & L	0031-299-666911	40

**Soft Secrets UK 2/05 out:  
 March 4 2005**





**NEW AGE  
HYDROPONICS LTD.**



**24 SANDY LANE  
LOWER DARWEN,  
LANCASHIRE, ENGLAND  
PHONE: 01254 661177**

Natural Nutrient

# NEW



**25%  
more  
profit!**

**BIO-G-POWER POWERTOP**  
**Een 100% biologische Top Blaster**

ANTWOORDNUMMER 10951 • 4209 ZW SCHELLUINEN • THE NETHERLANDS

Tel.: 0031 184-654489 • Fax: 0031 184-654191 • [WWW.BIO-G-POWER.NL](http://WWW.BIO-G-POWER.NL)





### Kilomix

This 'all in one' soil is a heavily fertilised soil enriched with worm fertiliser, Calcium, Guano and other organic fertiliser substances.



### Growth-C

Growth-C is a liquid growth-enhancing organic fertilizer Ensures a healthy, green and firm crop.



### Bloom-C

Bloom-C is a liquid yield-increasing organic fertilizer made primarily from algae and seaweed extracts.



### Flavor

Flavor is an organic flavor and taste improvement agent on a basis of molasses.

## B'CUZZ® Blossom Builder® Tabzz®



### Advantages:

- Without roughage and binding agents, which have a polluting effect.
- B'cuzz Blossom Builder Tabzz dissolve immediately in the nutrient container.
- B'cuzz Blossom Builder Tabzz are directly absorbed by the plant.
- B'cuzz Blossom Builder Tabzz ensure a higher yield plus end products of a higher quality.
- B'cuzz Blossom Builder Tabzz have a visible effect in days.

ATAMI

INNOVATION

ATAMI

## B'CUZZ® B'cuzz Compressed Coco



- A complete new medium is compressed cocosubstrate: GCB. They are available in a little block of 18.5 x 18.5 cm by 6 cm high. Just add 5 to 7 liters of water in the little black plastic blockbag and it can rise above 20 cm. The coco is washed and buffered. This block fits perfect in a square 11L pot.



## Wilma Tank+Tray Coco GCB

ATAMI

T 073 - 522 32 56 • F 073 - 521 32 59  
www.atami.com • info@atami.com