

Soft Secrets®

For adults only. Soft Secrets is published six times a year by Discover Publisher BV Netherlands - Issue 3 - 2006



**Professional systems
for growing in water**

**Grow Report
Angel Dust**

**Watering for
beginners**

**Made in Holland:
Soma**

Immune Systems

**Grapefruit, final
Country Report: Slovenia
Reader's photos
And much, much more...**





HEAVEN IS
ABOUT TO
KNOCK ON
YOUR DOOR



OMRI
Listed
WORLD WIDE CERTIFIED

BIOBIZZ - PO Box 9569, 9703 LN Groningen - The Netherlands

[t] +31 (0)50 541 46 50 - [f] +31 (0)50 542 52 23

[e] info@biobizz.com - [w] www.biobizz.com

BIOBIZZ
WE CREATE NATURE

A lame duck

Once in a blue moon, a drug-related news event occurs that offers a tantalizing glimpse of sanity. But with the same regularity, Uncle Sam promptly puts his size 12s on the initiative. In recent years these wafts of good sense have frequently come from Latin America, where the likes of Venezuela and Bolivia have increasingly cut independent paths of the US on issues ranging from oil wealth distribution to coca use by natives.

So was the case in May when the Mexican government incredibly announced it was to decriminalize the possession of small amounts of cannabis, cocaine, heroin and other drugs. But we barely had time to cry “what?” before the idea was kicked into touch, where it will almost certainly stay.

Just one day after his office said he would sign the measure into law, Vicente Fox sent the Bill back to Congress for changes, “to make it absolutely clear in our country, the possession of drugs and their consumption are, and will continue to be, a criminal offence.” His statement did not mention the U.S. criticism, but did acknowledge that the bill had been controversial.

Users would have been able to possess up to five grams of marijuana, five grams of opium, 25 milligrams of heroin and half a gram of cocaine. Nor would they be prosecuted for possessing a few tabs of Ecstasy, small quantities of speed or magic mushrooms, or even a kilo of so-called indigenous drugs such as the hallucinogenic peyote, the cactus still used in shamanic rituals. Selling drugs would have remained illegal, while the Bill also aimed to stiffen penalties for trafficking and possession of even small quantities of drugs by government employees or near schools. Powers to hunt down drug traffickers would have been extended from federal to local police.

It would have been a brave and timely move for Mexico, where drugs wars have cost hundreds of lives and become increasingly gruesome. The month before the Bill was proposed, two police officers in Acapulco were decapitated by suspected drug gang members, and their severed heads left outside a government office with a note saying “Show some respect”. In the previous 18 months more than 1,000 people had died fighting over the Mexican drug trade

Could the US-backed climb-down by its NAFTA-bound southern ‘partner’ (read: cheap labour supply and warehouse) have had anything to do with the Mexican success recently in combating drug trafficking and corruption? Under the Fox Government more than 700 police officers have been arrested for offences ranging from taking bribes to drug-related kidnapping and murder. In the same period 36,000 drug traffickers have been arrested.

Table of contents

From the editor	3
Page 3 girl	3
Dear Soft Secrets	5
Product Flash	13
Weckels: growing on water	21
Column Joe Kane	22
Strain Report	23
The Beat Generation	26
Shop reviews	29
Grow Report: Angel Dust	30
Weckels outdoor	33
Underworld	38
Happy in the Haze	41
Travel Report Slovenia	43
Jorge Cervantes	46
Poster: Power Plant	50
International growers	53
Watering	55
Hot Wax	56
Made in Holland	58
The Greenhouse Report	61
Grapefruit, final	62
Column LazyStrain	65
Coffeeshop tour	67
History of Pipe	70
Column Dr. Dee	73
Trimmed for you	75
Der Wrecked Baron	90
Colofon	94
Index of ads	94

Traditionally, Mexicans have used far fewer drugs than their American counterparts, and have blamed the US for fuelling cross-border demand of narcotics produced in Colombia and in Mexico itself. Two thirds of the cocaine smuggled into America now crosses the Mexican border

U.S. officials had “urged Mexican representatives to review the legislation urgently, to avoid the perception that drug use would be tolerated in Mexico, and to prevent drug tourism.” A White House official said that American representatives met their Mexican counterparts this week to express opposition to the Bill. “They urged Mexican leaders to review the legislation and to avoid the perception that drug use would be tolerated in Mexico to prevent drug tourism,” he told The Times. Asked to elaborate, he added: “Look at Amsterdam. You’re British. You know what we mean.”

The chances of the Bill ever being resurrected now look slim. Congress has adjourned for the summer, and when it comes back will have an entirely new lower house and one-third new Senate members following elections at the beginning of July, effectively making Fox a lame duck.


One thing the gringos will still have to deal with: Mexico produces about 10,000 tons of marijuana a year, and SSUK would like to wish the growers of Acapulco and Aztec Gold a successful summer. Look at Amsterdam. You’re Mexican. You know what we mean.

Page 3 Girl
Peacemaker

In times of uncertainty and unrest Peacemaker is here to calm things down. Share Peacemaker with friend or foe and unite. Although not many people have had the privilege to try this marijuana plant, it is notorious for its power of unseen proportions. Once you’ve tasted Peacemaker you’ll want to have this available anytime, anywhere.

Winner of 3 cannabis cups!

- Type: Brazilian Super Skunk and South Indian White Widow
- Indoor flowering: 56 - 70 days.
- Indoor Yield: Up to 450 grams per m2.
- Outdoor flowering time: May/June to October.
- Buzz: Notorious for it’s power
- Taste/Smell: Fruity.



Original breeder: De Sjamaan Seeds
Photo by Bertrand & Magali, France

get up & grow

ALL-MIX

LIGHT-MIX

COCO-MIX

Worm-Humus

PRE-MIX

LeafCoat

Bio-Bloom

Bio-Grow

Fish-Mix

ALG-A-MIC

TopMax

Root Juice

BIOBIZZ
WE CREATE NATURE
OMRI
Listed
World Wide Certified

Ireland's Grow Shop

Welcome From GET UP AND GROW, Ireland's biggest and best supplier of hydroponic and organic growing equipment.

Browse our extensive range of Indoor growing equipment and large collection of horticultural books in our Dublin & Cork stores. Find all the information and products you need for successful indoor growing.

- Organic Soil Starter Kits
- Hydroponic Starter Kits
- Grow Lights
- Nutrients
- Ventilation Systems
- Grow Tents
- Ozzy Lucky Box

and much more..



Get up and Grow
167 Capel St. Dublin

The Hemp Company
Western Rd. Cork

Store: (+353) 1 874 8515

Fax: (+353) 1 874 5831

www.dublinhemp.com


getupandgrow@dublinhemp.com

Wholesale / Retail inquiries welcome

PoBox 17250, 1001 JG, Amsterdam, Holland or E-mail SSUK@softsecrets.nl

Dear Soft Secrets

Hi Guys,
My wife had her paps out for SSUK before, you awarded us with 10 Black Label Jack Herer seeds, well here's our first Jack and her tits, enjoy!
1 plant at week 9 just about to flush for 2 more weeks, Canna A+B, CannaZym, Rizotonic, PK 13-14 in grow medium Canna cocoa drip feed. What the wife gotta do for editors choice?
Shek, Glasgow



Well, if she does something for the editor, the editor might do something for her... You know how it works in this world, mate! But apart from that: it was the A & B nutrients and the PK 13-14 which were responsible for those super buds. Well done!



Hello to the best, the most generous and most fabulouz "newspaper" team in the WORLD! Thanks for your gift by pictures! All the crew a nice thanks to you and God bless you for the good HQS Blueberries! Here's the picture of the BB HQS called the Beast.
Renee from France

As you can see the leaves are turning to that specific Blueberry purple. Blueberry is not a plant for beginners, but once harvested properly, it is an amazing smoke!



Nice looking hash ball mate! It takes some experience, but nothing beats pressing and smoking your own hash!



My Lemon Skunk, grown in soil using Biobizz nutes and lots of love.
Andreas, Amsterdam

The leaves are covered with THC. Trim waste from plants like these are a guarantee for some first-rate mind-fucking hash!



From a reader in France

Very cunning, carrying camouflage clothes in the grow room. Now the coppers surely won't see you when they invade!



Dear SSUK
Thanks for a great magazine with loads of info and growing tips. Hope you like my pics (including juicy nips) and the buds don't look too bad either! This is my first attempt with some donated seeds and a very old 400W lamp which has seen better days, so it's not a bad result given the circumstances. I think I need some better quality seeds for my next attempt and a new bulb!!
Shmee, The New Forest

Usually you can use most light bulbs for 4 to 5 harvests. After that you have to replace them, because the intensity of the light is deteriorating.

Blue Guerilla, Bolton

Attention Guerilla Growers!

Fancy a FREE packet of High Quality Seeds? Then send us a picture of your garden, including a visible copy of SSUK, and we'll send you the seeds. BUT: should your garden happen to feature your topless girlfriend or wife, you even get a pack of Black Label stock, the label of the champions!
NEW! Ganjaman's pick of the month will receive 3 packs of choice of prime Black Label stock! Send all entries to our PoBox or e-mail them to SSUK@softsecrets.nl

NOTE: All entries are handled with the utmost discretion. We don't publish out of focus pics, and we don't like photos of plants in veg stage. It's fat buds & hot tits (or ass!) we want to see!



Hi fellow bud readers,

The one is White Widow, the others my wife and both taste nice. Grown under 1 x 600w in a 604 NFT with Advanced Nutrients.

Steve

Mate, although this bud looks impressive at first sight, in reality it is disappointing. You harvested her too early, this gal was clearly not ready for the chop...



Hi Soft Secrets,

Awesome mag, Ta, Love your work. Hydro, 1.6meters square box in me garage, two 600w with problem of roots blocking the drainage pipes. Two-3 weeks to go what do you think, a bit hot in the box?

Chairman of the social committee, New Zealand

Nice looking tits, and that string is hip in New Zealand we guess... Your grow cabinet looks fine, and clealry you're getting some results as well. The main disadvantage of grow cabinets is that it is hard to control the temperature in such small and confined spaces. Overheating of the plants is a common occurrence, so you better watch out for that.



Here's some Dutch Diva's in a Hypokweker grow box for all the lads in the UK & Ireland!

Nathalie & Daisy, Holland

Girls, we're pretty sure the lads appreciate your effort... But if you ditch your panties next time that would be appreciated even more!

Firstly, may I congratulate you on your excellent informative magazine, that I am sure is greatly appreciated by many other product users and growers in the U.K. Now for the nitty-gritty, yesterday I came upon an item that I consider being of universal interest to us all, and which for its very simplicity needs shouting loudly from the rooftops. **OVEN COOKING BAGS!** Yes, that's right: **OVEN COOKING BAGS!** They are cheap, easily available and totally efficient. Unlike most plastic or polythene bags they will contain the most pungent of product, with absolutely **ZERO** smell. No more hulky containers, smelly bags or travelling in public watching twitching noses. With personal safety and liberty in mind, these bags could save you a fortune in more ways than one. I hope this information benefits all to whom it may be of interest.

Yours smokingly, Warwick

Thanks for this soft secret, Warwick, we're sure it's greatly appreciated.



Bubblegum from America. A friend found one seed in a bag of Bubble Gum weed, in San Fran. Took it home and planted it, it turned up female and I took a clone. It turned purple alot when it got cold in my indoors set up. A great plant indoor and out, had it for four years. But not anymore.

Matthew

Your Bubblegum seems to be bothered by the cold nights a little bit, judging from the purple leaves. This is however not a big problem and henceforth she will yield like a tiger!

The naked truth about Future-care

Dutch wholesaler



Future-care

- UK bank account
- 11 years experience with international trade
- wide assortment: one-stop-shop
- solid after sales
- competitive transport rates
- ultra fast delivery
- product knowledge

Future-care 5626 DD Eindhoven The Netherlands Tel. 0031 40 2558102
Fax 0031 40 2558109 info@future-care.nl www.future-care.nl **Shop in our web-shop**



Here some pictures of the best girls in the world! Next time she brings her sisters. Soft Secrets has taught me so much... Great pictures! Fantastic advice! Keep up the good work! Be cool brothers and sisters.
Just Jay, Moscow

Fuck, are we even available in Moscow these days? Well, why not!



Hello from Brazil!
All Female Seeds' Easy Bud, Grapefruit, Skunk#1 & Cindy99. Setup is 1 HQI 1000W, 3 HPS 400W, AIR CONDITIONER 7500 BTUS, 35 plants, in soil. All plants are pre-flowering! So nice to see the little hairs coming out!
Diogo, Brazil

Little hairs? Where mate?! Lower that camera next time, will ya! Anyway, good the hear from our Brazilian brothers-in-the-green as well..



Hi guys
Thanks for the tip about the lights, although it was a bit late for these babes. They are Blue Lights and Blue Star from Top Dawg seeds, they enjoyed a life of fizzy mineral water and the finest Biobizz products. The Blue Lights gave an amazing purple pink buds, while the Blue Star smells strongly of lemon. Both are covered thickly in crystals.
Trex

The Blue Lights is on the right, the Blue Star is on the left. Both look awesome with lots of THC, so you can be proud of yourself, Trex. Any relation to Micky Rourke, by the way..?

Hi guys
Thanks for the tip about the lights, although it was a bit late for these babes. They are Blue Lights and Blue Star from Top Dawg seeds, they enjoyed a life of fizzy mineral water and the finest Biobizz products. The Blue Lights gave an amazing purple pink buds, while the Blue Star smells strongly of lemon. Both are covered thickly in crystals.
Trex

The Blue Lights is on the right, the Blue Star is on the left. Both look awesome with lots of THC, so you can be proud of yourself, Trex. Any relation to Micky Rourke, by the way..?



Check out these Welsh buds!
Euphoria grown in coco, 6 plants on 1000w, 7 weeks flowering, produced over 20 ounces. I have been reading your paper since it started running, it is awesome with great tips!
DJ Mickey, Wales

Ah, those wicked Welsh Mistresses... We're all naughty boys here, lady! Maybe a decent spanking and a thorough whippin' with the Cat-o-Nine-Tails by a Welsh Dominatrix would set us straight!



Hello fellow tokers!
I'm having fun making hash cakes with the recipe I found in SSUK2/06.... It's really getting us smashed!!! So here is part of our recent harvest of which we are very proud, excellent quality, taste and high! We had Sensi Star, Ak47xBlueberries, Northern LightsxBlueberries, Cheese, Haze Skunk and our very own Crossbreed: White Jamaican which is a Cross of White Russian from Serious seeds and Jamaican Pearl from Sensi Seeds. Since that we have taken our best Cheese male and crossed that pollen with our favourite White Jamaican so we are expecting an incredibly fruity flavour with a creeping and accelerating uplifting high. Now me and my Brother are dividing our room into two halves: Sativa and Indica. We have a preference to White Indica Strains such as White Widow and White Russian and Buzzy Sativa's such as Arjans Haze#1 from Greenhouse seeds. We have always wanted to give Neville's Haze a go.... But its already almost like being in an Amsterdam Coffeeshop here! We tried getting our girlfriend's to put on a threesome pose but they let us down and wouldn't get there boobs out... sorry boys!
Eddy Greenfingers, London

Well, you can't have it all, can you? Next time, you better feed your girlfriends some of that Space Cake before you ask.

Hello fellow tokers!
I'm having fun making hash cakes with the recipe I found in SSUK2/06.... It's really getting us smashed!!! So here is part of our recent harvest of which we are very proud, excellent quality, taste and high! We had Sensi Star, Ak47xBlueberries, Northern LightsxBlueberries, Cheese, Haze Skunk and our very own Crossbreed: White Jamaican which is a Cross of White Russian from Serious seeds and Jamaican Pearl from Sensi Seeds. Since that we have taken our best Cheese male and crossed that pollen with our favourite White Jamaican so we are expecting an incredibly fruity flavour with a creeping and accelerating uplifting high. Now me and my Brother are dividing our room into two halves: Sativa and Indica. We have a preference to White Indica Strains such as White Widow and White Russian and Buzzy Sativa's such as Arjans Haze#1 from Greenhouse seeds. We have always wanted to give Neville's Haze a go.... But its already almost like being in an Amsterdam Coffeeshop here! We tried getting our girlfriend's to put on a threesome pose but they let us down and wouldn't get there boobs out... sorry boys!
Eddy Greenfingers, London

Well, you can't have it all, can you? Next time, you better feed your girlfriends some of that Space Cake before you ask.



Green Spirit
Unit 186
Castle market
Sheffield
S1 2AS
Tel:01142 753353

(advertorial)

Hello to all the dedicated growers and soft secret readers out there, just a quick news flash to inform all our old and new customers of our New and improved Unit which is 2000 square feet in size, we also have a front and back door which leads to a fantastic loading bay which is proving very successful for discretion which as we know is the name of the game.

*With the extra space we have expanded our product range, including a complete range of **Phat filters** which offer a longer life span of up to 3 times the amount of a standard carbon filter at the same price, as for Nutrients we have found that **Advanced nutrients** and vita link to be our best sellers here in Sheffield, with customers reporting to have Amazing results.*

*We also stock Canna, **Plagron**, and many other nutrients.*

For the past year we have been looking forward to stocking larger systems, but as usual space was the problem.

*We have now setup the **Ikon systems** which range from the **4 pot Ikon system** recycling or run to waste system to an **Ikon 18 nft system**, All of them are at competitive prices and more importantly they are easy to install and use maximising the space in the grow room.*

*For all our hobby growers we have just put together a New complete grow tent package **Home Box**, which is competitively priced and produces great results for novice and experienced growers, Ideal for keeping mother plants.*

We also have a full range of lighting equipment, due to bulk buying we can offer extremely good prices for a 600 watt complete lighting rig, also in stock is the new adjuster wing, this is an amazing product having twice the light spread at no extra cost.

So why not drop in to have a look where our team can help you with all your requirements.

Keep the green alive Sam.

DE SJAMAAN Cannabis Seeds

Winners of the Highlife Cannabis Cup 2006:
Shaman's High, 2nd prize Seeds Hydro
White Widow®, 3rd prize Seeds Bio



Distributors wanted

Tel: +31263893819

Fax: +31263893818

wholesale@sjamaan.com

Info: www.sjamaan.com

LUMATEK

DIGITAL BALLAST

Available from all
good Grow Shops



THE ONLY FULLY RF SHIELDED DIGITAL BALLAST AVAILABLE

(and please note - this one actually works!!)

MORE LUMENS — 20-30% more lumens than magnetic ballasts

Lumatek ballasts are **8-31% BRIGHTER** than other Digital ballasts on the market

COMPLETELY SILENT — leaves the humming and buzzing behind

BEST WARRANTY IN THE INDUSTRY — 3 years Full Warranty PLUS 2 years Prorated

SMALL COMPACT DESIGN — under 5 kg.

COMPLETELY SEALED from the inside and water resistant

FAST START UP — reaches full brightness in under a minute

NO FANS — Resin sealed industrial case to ensure reliability

CUT-OFF-CIRCUITRY — automatically shuts off in case of short

RELIABLE — every ballast is factory tested for 12 hours

MICROPROCESSOR-CONTROLLED to ensure proper performance with most lamps


Stand no77




SEE US AT THE UK HEMP EXPO – 28th JULY 2006



Stand no 89B




**Advanced
Nutrients**
Exhaustive Research • Proven Science • Extraordinary Yields
WWW.ADVANCEDNUTRIENTS.COM



Coco Coir is a sizzling root zone media that's captured the hearts and minds of hydroponic growers worldwide. But Coco Coir's unmatched qualities are wasted – unless you use Monkey Juice. Regular hydroponic fertilisers aren't made for Coco Coir's unique composition and attributes. Monkey Juice was scientifically designed and relentlessly tested on the most popular Coco Coir products so you get a two-part, comprehensive plant feeding program that maximises Coco Coir's potential. If you want breathtaking growth and mouthwatering harvests from your Coco Coir garden, use Monkey Juice. This incomparable formula absolutely outperforms all other Coco Coir fertilisers.



Dear Soft Secrets,
Here is a picture of my biggest buds so far along with my lovely wife. They are less than 3 weeks away now I think and we can't wait to get sampling our 3 varieties. There is 1 Durban Poison, 1 Sensi Skunk and the last one is a variety from Jamaica. When I scored some smoke over there on our honeymoon it had a load of seeds in it so I naturally bought them home and now I and 2 other growers have 1 Jamaican plant each. I used a 400w Grolux inside a wardrobe and the nutrients were Vitalink A + B grow and bloom for the vegetation and flowering along with my first use of Vitalink Buddy from about the 3rd week of flowering onwards, and it seems to be doing the trick. Like I said, it's my best grow yet (4th time) but I know there is always room for improvement and who better to have as my tutors than SOFT SECRETS. Answer: Nobody. Thanks a lot friends.
Dazza, Preston

Dazza, the varieties you mentioned were all bred especially for outdoor growing, this means they bloom early so they can be hauled in before autumn sets in. Your plants look nice, well done!



Here is my medicine, Orange Bud grown in Canna Coco using Dr. Hornby's Bid Bud (but only a millilitre per litre) from my own seeds and given and week on Advanced Nutrients Final Phase. The smell is divine, I hope it smokes good too. The relief it gives me is amazing. Come on politicians, stop making criminals out of the suffering!
RA from the UK

Orange Bud grown as a medicine... You see, politicians and coppers, not all growers are 'criminals' like so many narrow-minded people seem to think...



G., London

This all looks very fruity and hunky-dory... Those buds remind us of Santa Maria or Orange Bud, correct?



Mr H., Aberdeen

Beautifully done! All plants have the same height and density, which means the light was used to it's full effect. Top job!



Biggy, England

DON'T make a digital pic and send us the print! It's not natural! Digital pics you can email to us, those sorry prints are of poor quality anyway...



Orange Bud
Baz & Dave, Blackburn

This doesn't look like an Orange Bud to us, matey's.



J & C frae Dundee

Lady, we assembled a small trimming posse here.. They're all male and they're all volunteering for this job!



No need to disguise in some silly outfit when your plants look like harmless bean stalks!



Hi fellow budders
Here are some pics of my Bubblegums three weeks before harvest, gro pots and a lot of electricity. I like the paper, perhaps a few more articles about the real cost of this little hobby. Because I think it's bloody expensive if you want to do it properly.
Love Lolly XXX

Well that depends Lolly, a good grower earns his investments back in 2 to 3 harvests...



Andrew
Too bad this is just a mobile phone photo (low resolution), otherwise Ganjaman may have picked this one for his pick of the month...



Dear Soft Secrets,
This is my first crop in soil from seed. I'm a complete novice but very eager to perfect my new hobby, my girl (as in the picture) is my other hobby. I know hydroponics is the better option but I know I must walk before I can run, SSUK is an excellent read. More simply correct than the 'Peter and Jane' books I read at nursery. Big Bud is the strain I have selected for the sole reason that I have read, it is one of the easiest to deal with but maybe hard to clone. So for my next crop, I would like it to be one of quality and reasonable yield. So, therefore can you suggest a strain which will produce this?
I've left my 600w MH lamp on constantly throughout the veg stage, they are 4 weeks from seed.

The seed generated after 2 days under a heat mat, then fluorescents for 10 days.
Howie, Cheshire
Howie, the complete Black Label range of High Quality Seeds will combine quality with quantity, didn't you know that? We've send you a pack to find out for yourself.



The plants in the photos are Northern Lights, Big Bud and Ola-47 with just a few weeks left till harvest and the b**** got them well keep up the good work with the magazine its a great read and full of tips.
Danny
Excellent idea of growing various varieties at the same time. There's no better way to find out which variety suits you best. Only drawback is that not all varieties need the same flowering time, so take notice of that and don't spoil your crop by harvesting too early.



Hi everyone in Soft Secrets!
My friend and I grew four plants in my bedroom under a 250 watt lamp with great success. This is our second crop and we managed to collect over ten ounces of excellent bud. I thought I would send you in a few pics of my girlfriend along with these! This is from the lads in Drogheda, Ireland!
The lads in Drogheda, Ireland
Well lads, this is an extraordinary result with just a meagre 250w lamp. Is that your girlfriend lying handcuffed on your bed? Keep her like that, we're coming over – to help with trimming, of course!



Dear Soft Secrets,
Love your mag BUT just thought it is very unfair that we girls don't get to see any sexy lads in the photos! So my boyfriend agreed to pose with our lovely buds of Skunk, which we grew under a 250w lamp.
Derval, Ireland
I beg you pardon? Didn't you see and enjoy the lovely photo of Bolton Budhead in our last issue? The guy was butt-naked, showing off his tattoos and shoving a dense bud up his arse.. and all that to keep our female readers happy!



Dear Soft Secrets,

Here we have my partner's 'first buds' from seeds, watching them grow has just been amazing, they were our babies, and now, well what, 'sweet mature babes' they've turned out to be yum yum (umm, great body too, oh that's me). We're lovin' Soft Secrets UK, it's wicked! I hope you can browse my photos and maybe see something you might like? Love,

Budding Bud from Somerset

We liked your photos so much we've decided to publish em all, except the ones which were X-rated, they can't be shown to our tender-hearted readers so they will end up in Ganjaman's X-files. Thanks a lot for your effort!




Hi Soft Secrets

Just thought I would share a picture of my plants (strain unknown) and my lovely wife! Plants are small due to height limitations, I grow under 600w and in Canna Coco with Canna feed.

LL, Yorkshire

Ah what a sight..! Who said trimming your crop is a dull job?



Yo SSUK!

Here's our White Russian beauty. 3 _ oz of Skunk from her, she was fed Ionic feed and PK 13-14, some good shit!

Smokey & R, S. Wales

B'cuzz Bio Defence 1 & 2



Just like humans, a plant makes its own defences against germs, insects and fungi. These defences are particular proteins that we call alkaloids. B'cuzz Bio Defence 1 & 2 stimulates the production of these proteins. The result leaves detrimental organisms with no chance. Our advice is that for the first three weeks you use Bio Defence 1 & 2 preventatively by applying it directly to the substrate, or by spraying

over the plant. If you're stricken with an infestation in the middle of the grow cycle you can still use Bio Defence. But it is not essentially a pesticide, but rather a plant strengthening agent.

Info: Atami // Tel: +31 (0) 73 522 3256
www.atami.com // info@atami.com

Cannaboost

CANNABOOST is a very powerful yield- and quality-raising bloom stimulator, specially developed for cannabis plants. CANNABOOST stimulates the development of early stage fruit formation. Thanks to this the buds will be quite clearly much fuller than normal. Because the ripening of the buds happens gradually, this results in a more homogenous harvest. In addition, plants that are given CANNABOOST are healthier, stronger and less susceptible to diseases and infestations. CANNABOOST does not only guarantee a higher yield; it also happens to have flavour-enhancing properties. As a result CANNABOOST creates both a quantitative and a qualitatively better end product!

Info: www.canna.com



'All-In-One' circuit breaker



A good circuit breaker and at a decent price? That's what you get with these compact 'All-In-One' circuit breakers, available in a 400 and a 600 Watt version. They are part of a self-build system that includes reflector and lamp – deliverable at a

ultimately reasonable price. The 'All-In-One' self-build sets consist of a 400/600 Watt circuit breaker, a reflecting hood and a lamp (Philips or Sylvania, 400/600 Watt). Quality does not necessarily have to be expensive, that's what we take care of at Hy-Supply!

Info: Hy-Supply
 Tel: +31 (0)481 452 290 // Fax: +31 (0)481 452 910
info@hysupply.nl // www.hysupply.nl

Pregrowth drybox



This handy pregrowth drybox is a specially developed product from the Hypokweker in which you can give your seedlings two weeks' pregrowing. Later you can use the same box again for odourless bud drying. Thanks to this dual function you can

gain up to three weeks per harvest. The box of course comes with a tightly sealable lid and lighting, and also comes equipped with vacuum suction pump, an odour filter, a rotation regulator and three drying nets.

Info: Hypokweker
 Tel: +31 (0) 79 331 1000 // Fax: +31 (0) 79 331 0230
www.hypokweker.com // info@hypokweker.com

Librabak support for vertical growing



Vertical growing is all the rage among growers. There are many advantages with this method of raising plants thanks to its superior use of the available space and lighting. One drawback of most vertical systems is that either you have to drag very large components into your house or grow space, or else that you have to spend hours putting the whole thing together. With these Librabak supports and some standard book shelf brackets, available at any do-it-yourself shop, in less than no time you can create in place of a wall of books a veritable jungle. You simply fix the rails with heavy duty rawplugs to the wall and set the Librabak supports on them. Then you add the vats and slabs. After this it only remains to connect the in- and out-flow of the feed water, the lighting and climate control.

Suppose you have a space with the dimensions of 2-by-1.5 metres and 2.4 metres high. In the normal manner of (horizontal) growing you could only use $2 \times 1.5 = 3 \text{ m}^2$. Then if you add the normal number of lamps you could only reckon on about three in such a space. With the vertical method, on each side you can use $2 \times 4 = 8 \text{ m}^2$. With this you can then install three strings of two lamps so that in total you can use six lamps. In other words, with the same floor surface area you have an extra 100% possible yield. If you have no walls against which you can grow vertically, or if you simply are not convinced by the arguments, then you can also use the 45 degrees method of growing. This consists of you making a V, for instance with wooden beams, onto which you then fix the book shelf rails. Now what you have is a slanting edge of a triangle, with angles of 90 and two of 45 degrees which have a length of $1.4142 \times$ the underside. This means that if you take the same surface area as our example, using this method you get $3 \times 1.4142 = 4.2 \text{ m}^2$ to play with. This allows you to hang one extra lamp (compared with normal horizontal growing) above your plants. And all this adds no extra light stress on the plants and so you get none of the risks associated with that. So with the same floor surface area you can get a possible 33% extra yield. At the same time, thanks to the open structure of the construction, you can pipe in fresh air from behind the growing vats, so that the plants do not start to suffocate as soon as they start growing close to each other.



Info: Greenline // www.greenline.nl // info@greenline.nl

Ruck Eta Ventilator

A new revolution in the field of ventilators; that's what the Ruck Eta-line ventilator promises, and it's available in three sizes. The 1600 m², 1800 m² and 5500 m² sizes can be attached directly to a CAN Filter. With an output more than 50% higher than all other pipe ventilators, this compact Ruck Eta line is a must-have, especially since it is so simple and quick to fit.

Info: Bio Ibo wholesale
 Tel: +31 (0)184 654 466
 Fax: +31 (0)184 654 191
www.bioibo.nl // info@bioibo.nl





Safe growing now within everyone's financial range

That the decision whether or not to grow safely is usually taken on financial grounds is a source of great concern to John Bouwer from IGS (iGrow). Increasingly, people are taking their chances with all kinds of fire-threatening installations that they have little to no understanding of. As the maker of grow cabinets he believes it is a social responsibility to address this problem. Only now it turns out that simply developing fireproof products is not enough. There are plenty of requests for information, but he has often noted that it is frequently the small growers who pull out, purely because they cannot bring in enough to justify the purchase of such quality products. And that is a shame, because the grower who does not have more than five plants for their own use (the Dutch legal limit) can control for himself the quality of the weed he chooses to consume by growing it himself, which is also cheaper than the weed he can get from a coffee shop. Cobbling something together themselves is for these small fish the only option. And that puts the whole industry in a poor light. How often do you read in the newspapers: "Cannabis patch goes up in smoke in residential neighbourhood"?

IGS has now come up with a construction that offers growers the possibility to pay for quality fireproof products in instalments of 45 euros per month. Growers have no need to worry about saddling themselves with long-running financial commitments. "We know from our years of experience that the grow cabinets from iGrow mostly pay for themselves with the very first harvest," says Bouwer. "That also gives us the confidence to allow growers to do their growing on credit."

Info: IGS
Tel: +31 (0)499 496 090 // www.igrow.nl

Metal extractor cabinets



Thanks to the great demand for these extractors, Bio Ibo wholesalers has decided to take up the full range. These metal extractor cabinets come in the following sizes: 500 m², 1000 m², 1500 m², 2000 m², 2500 m², 3250 m², 4250 m², 5000 m², 6000 m² and 7000 m².

Info: Bio Ibo wholesale
Tel: +31 (0)184 654 466
Fax: +31 (0)184 654 191
www.bioibo.nl // info@bioibo.nl



Top-Zeef Ice

Top-Zeef has brought another new model of pollen sieve on to the market, one that works by the so-called ice water method, the way of separating your pure THC from your trim waste. The system is delivered complete and with very little effort you can be making your own water hash within the hour. The complete set consists of two buckets, a small one with a rough sieve of 185 microns that fits in a larger bucket with a pipe, onto the end of which is attached the end filter. The

principle is simple. Fill the base of the larger bucket with a layer of ice, place the small bucket with a layer of trim waste in it into the large bucket, throw a bit more ice on top, fill the whole thing with ice cold water and leave it to soak for a while. Then you just stir it gently for 5 to 10 minutes, then leave the whole thing to sit for half an hour so that the THC crystals that have come free can pass through the rough sieve and sink to the bottom of the large bucket. After this you can siphon off the water via the pipe into another bucket. Since the crystals have collected in the bottom of the large bucket, in principle most of the water can be immediately poured away. But watch out at the end when most of the water has been siphoned off, because then the crystals will start coming out with the remains. These are then neatly caught in the end filter (50 or 25 microns, also delivered). Doing it this way minimises the chances of the filters getting blocked up with crystals. Then it is just a question of carefully removing the end filter, pressing the last of the water from the crystals and then drying them off.

There are another couple of advantages. Both the sieve cloth of the small bucket and the end filter are replaceable and available separately. Also the sieve cloths are available in a variety of micron gauges, from rough to very fine. The system can handle a maximum of 600 grams of trim waste, but small quantities too can be used in the sieve with no problem. There is also an optional mixing unit available separately, that fits precisely in the large bucket and ensures that the trim waste is automatically kept in gentle motion while the crystals are coming loose and sinking, which makes them separate out more effectively. All in all, the Top-Zeef Ice is a really simple, but well thought-out system that is also very attractively priced.

Info: Top-Zeef
Tel/Fax: +31 (0)517 642 123
www.top-zeef.com

New: the Studiekweker



It just never stops at the Hypokweker. After the successful Hypokweker, Medikweker and Minikweker ('kweker' means 'grower' – Ed.) they have come out with yet another new model. the Studiekweker! With its diminutive size - just 88 cms x 88 cms and 148 high, the Studiekweker was specially developed for the grower with a small budget and limited space. The Studiekweker is also ideal for the grower who was previously stumped by problems with transport because he couldn't drag his cabinet up to his third floor apartment. Despite its small appearance, you will be amazed at the yield you can get out of a Studiekweker. After just a single harvest you will have made the money you invested back completely. Under the included 400

Watt lamp your plants have all the room they need to grow nicely. It also comes delivered with a filter, meters, pots, nutrient and soil, so that you can get right down to business. As you will already have come to expect from grow cabinets from the Hypokweker, the Studiekweker is also put up within 15 minutes. All in all, it signifies another jewel of a cabinet, one that is surely going to help a whole load of students stretch their grant loans.

Info: Hypokweker
Tel: +31 (0)79 3311000 // Fax: +31 (0)79 3310230
www.hypokweker.com // info@hypokweker.com

Carefree ventilation with Trafotronic

It is not the first of its kind, but it is the first to come out of Germany, and above all it is very affordable: the Trafotronic fan controller. The nice thing about this five-traps controller is that you can get rid once and for all of the hassle of inputting minimum and maximum on your controller, which you have to do all over again – by hand - every time the outside temperature undergoes a large shift. The Trafotronic starts from a minimal suction when it is on the zero setting; as the temperature rises, once it exceeds the level set then the ventilation is gradually and quietly turned up until the set temperature is reached once again. Then it quietly powers itself down. So no more suspicious noise peaks as your fan suddenly goes from silent to running flat out as it cuts in! What's more it is equipped with a temperature sensor on a nice long cable so that it can be placed in the right spot for measuring. Once you have worked with this once, you will never want to work in any other way again!

Info: Hollands Glorie
Tel: +31 (0)320 260 868 // Fax: +31 (0)320 262 052 // www.hollands-glorie.net // info@hollands-glorie.net





A Growing Community

www.hydrodragon.com

Wales' Premiere Hydroponic Store

Call for a free colour catalogue:

029 20490333

Or

Come and see our showroom

Large Stock Holding
Competitive Pricing

HydroDragon Ltd
113-115 Alfred St
Roath
Cardiff CF24 4UA

email: sales@hydrodragon.co.uk
fax: 029 20494101




Serious Seeds



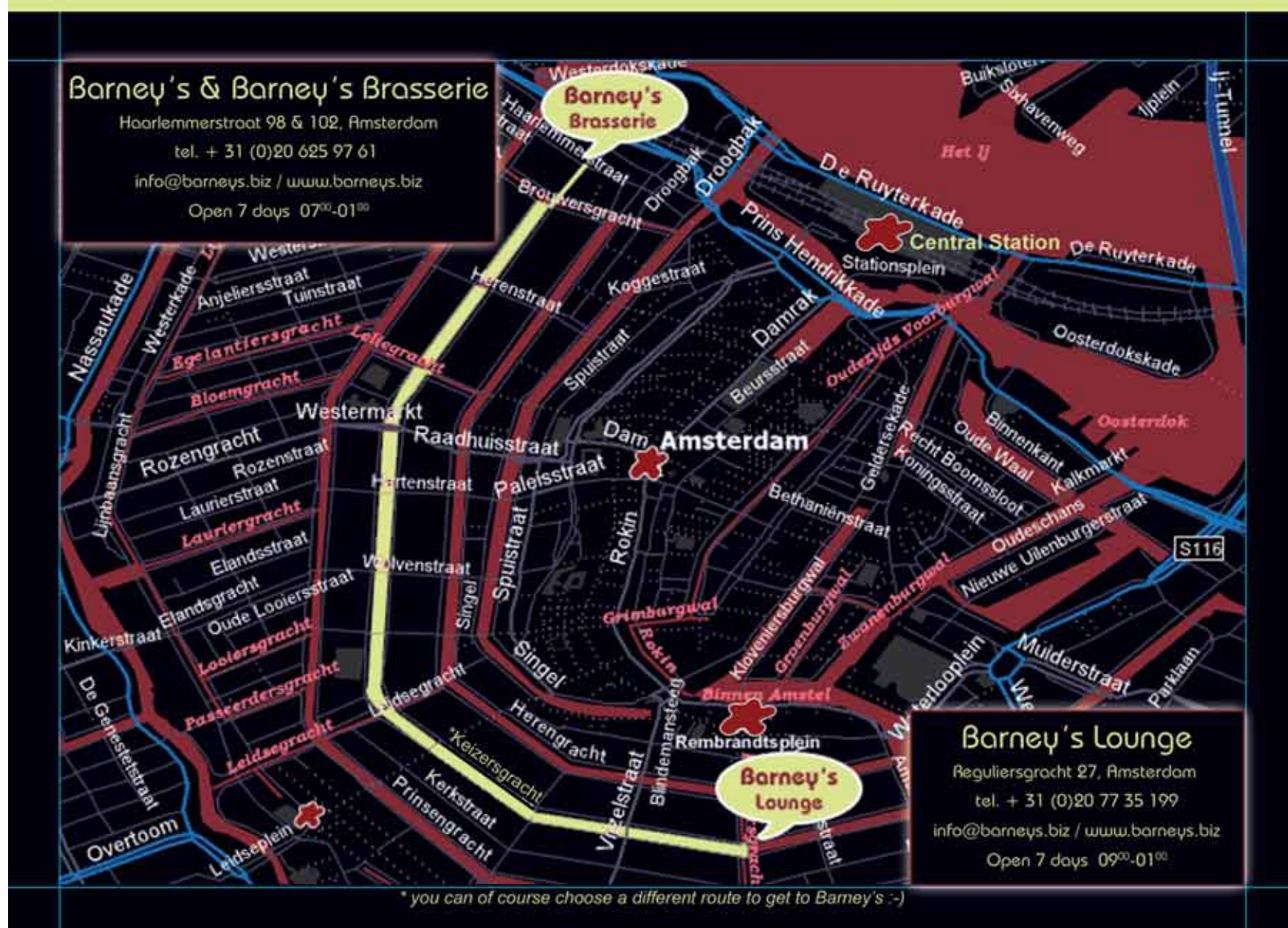

HI
SUPPLY

www.hi-supply.com

A SEED AND POST-
HARVEST COMPANY



PARADISE
Seeds





CTY Set

The CTY Set puts safety and quality within reach of all growers for an economic price. It includes ballast, starter and condenser in a protective box, as well as a parabolic reflector, Megalight bulb and safety cable. It does not need any type of installation, nor wiring up; simply attach the bulb and connect it to the electricity. The desire by growers to go about their business unnoticed and with discretion, means that demand is growing for equipment without surprises – so no short circuits or fires, or an installation that does not bear humidity, which can cause problems much worse than the savings made buying cheap lights. CTY Set is basic, but solid and very trustworthy. Its safety box allows ventilation, simultaneously protecting the equipment from humidity, heat and drafts. CTY Set fulfills all the safety conditions and quality levels for this type of lighting. The Megalight bulb offers an ideal performance offering mixed light for growth / flowering, with better results than the GroLux

Info: www.greenguideeurope.com




Aeroflo: growing with no medium

Systems using closed water circuits such as the one from General Hydroponics are really popular abroad, and even NASA has been experimenting with them for years, though for some reason they have never taken off with Dutch growers. But perhaps this is about to change, after the Aeroflo system was

demonstrated to great amazement at the High Five stand at the Highlife Hemp Fair earlier this year. This flexible system is available in various sizes. The clone blocks in baskets are held in place by clay granules, while the roots hang in the air in a dark chamber and are sprayed with a fine mist of feed solution 24 hours a day. The advantage: extremely high levels of oxygen available to the roots, and this is something the plants just love. They will reward you with crazily enthusiastic growth and vitality, as you can see from the photos from a Spanish home growing enthusiast. Another great advantage is that your 'medium' comes out of the tap and so you can kiss goodbye to all that hauling of bags of soil; not just suspicious but also bad for your back. Against all this ease you do have to balance the fact that you have to keep a very close eye on the feed solution. Check it regularly because water has no buffer, so any deficiencies have a very fast effect on your plants. As well as the Aeroflo models there are also interesting options for mother plants (the Aerofarm model) and clones (Rainforest model).

Info: High Five
Tel: +31 (0) 36 531 2666 / Fax: +31 (0) 36 521 6765
www.growshop-highfive.com / www.eurohydro.com



Persy Growbox

At 5ft 7 inches tall and just 2 ft square, Persy Growbox is the little cabinet that gets big results. Perfect for hobby growing tokers, as well as professional growers wanting to keep mother plants in the flowering room, and can also be used as a nursery for cuttings and seedlings. It is a cabinet that was designed not to take up too much space in any room and can be transported anywhere without having to disassemble anything.

After all, the idea for Persy Growbox came about through trying to find a solution to help home growers that live in rented accommodation carry on growing without interruption, where the upheavals of having to move can be a right inconvenience, what with having to dismantle and reassemble in the middle of a growing cycle, and banging around putting holes in walls and cupboards etc is not always an option. So with necessity being the mother of invention, the Persy Growbox was created.

Persy comes as a Flat pack, in a box measuring 1.2 meters x 74 cm and 11 cm deep and weighing just 7 kilograms. Making it easy storage, light weight and easy to put together.

Spectrum Reflex lamp



After the economy lamp there's now the Spectrum Reflex lamp; this delivers both great savings on your energy bill in comparison with the standard high pressure lamps, and yet still manages to put a smile on the grower's face with comparable yields and much less heat (and therefore ventilation needed) produced in the grow space.

Too good to be true? According to the distributor, it has been shown that a cannabis plant can only absorb 150 Watt of electricity during its entire cycle. With this thought at the back of the head, this 38 Watt bulb was developed. The lighting system is delivered in the form of a complete square meter unit, and consists of eight bulbs that also manage to produce a better light spectrum for blooming plants than the comparable energy guzzlers. Though during both the growth and the bloom phases the period in which you use these with these lamps does need to be prolonged by two hours per day. Whether this light revolution will be banging on the door we will soon find out...

Info: Spectrum Reflex
Tel: +31 (0)512 530 586
Fax: +31 (0)512 523 587
www.spectrumreflex.com

The Producer



This multiple unit, flood and drain system is a huge seller, particularly in the UK. It is easy to understand the ever growing popularity of these easy-to-use, high-yield systems. Some of the current systems on the market, however, can exhibit certain faults. As a consequence the staff at Discount Hydroponics

in Hove have come up with the new and improved "Producer". It comes with 11 litre, black, growing containers enabling you to grow larger, higher-yielding plants. The containers have two entry points, allowing much quicker flooding and draining, and being black and totally light proof, there is little risk of algae build up in the system. The control bucket is the unit that regulates the flooding and draining, but unlike other systems, it comes with high current float switches capable of switching the pumps directly, therefore avoiding the need for relays, which are prone to fail. Where other systems use two float switches (one upper/one lower), the producer uses three float switches (two upper/one lower) so that in the unlikely event of one float switch failing, the second switch acts as a backup, cutting off the pump and avoiding a potential leak. Ranging from 12 to 50 pots, all systems come complete with all components required to get started - even including pipe cutters to cut the tube so you can space the growing containers wherever you require, and aerosol lubricant for easy assembly of the fittings and system. All systems have a two year, no quibble guarantee. The system combines top quality components and excellent build quality, with flexibility and reliability.

Available from: Discount Hydroponics, Hove, Tel +44 (0)1273 422 210

Made from twin walled corrugated plastic (correx) panels which slot together easily, forming an enclosure for hanging lights, the Persy Growbox cabinet is supplied as standard with two computer-style cooling fans, one for blowing cool air in at the bottom and a slightly larger one in the lid for extracting warm air. And for those worried about odours, the cabinet comes with a shelf for supporting a small carbon filter.

The Persy Growbox is a compact cabinet that is economical to run, and gets great results with low wattage sodium or Envirolites. It's no wonder little Persy received such attention at its launch at the recent Hemp Expo at Wembley. Next time you find yourself asking, "Hey man, what's all the fuss about?" Just remember it's ONLY PERSY.....

You can contact Persy Growbox by e-mail: info@persygrowbox.co.uk
Tel: +44 (0)1273 777 335 or you can visit them at: Ground Floor Workshop, 4 Kings Mews, Third Avenue, Brighton, BN3 2PA.
www.persygrowbox.co.uk

Log on and Light Up New Cannabis Auction Website

Kristie Szalanski

You've seen the television programmes where you can clean out your attic and profit from old junk. Many people are also familiar with online auctions where flogging once-loved objects can be done from the comfort (and protection) of your own home. Next time you're cooped up behind closed doors with a spliff and a can of air freshener, have a look around your room. Any old bongs that might find a new home elsewhere? Ever been given a pair of hemp trousers that will never fit but are too nice to throw away? The rolling tray you no longer use? Now you can sell your old gear at www.Cannabiscoop.com and buy smoke with the cash (elsewhere, of course).

Perhaps you've already tried online auctions like eBay, but noticed their lack of a specific section for weed-oriented items. With the recent launch of e-business Cannabis Co-Op, you may now surf an alternative auction website devoted to all aspects of our favourite plant as well as gaining the opportunity to spend your cash in a more cannabis-oriented way. You can buy and sell anything from bongs and vaporisers to books and magazines. Think of it as an Internet auction, but with all the non-interesting stuff taken out. Subscribers are able to sift through the veritable cornucopia of ganja related products within the system and in one afternoon furnish a grow room, replenish paraphernalia supplies, and pick up the latest extra special strains from Amsterdam for your new garden. Then, make space for your new toys by flogging the old ones!

As a young and fast growing website Cannabiscoop.com currently focuses on grow equipment, hemp products, seeds, smoking paraphernalia, and

other cannabis goodies, but there is plenty of room for the products list to grow, as the website also offers forums on a variety of topics. Recently in North America many growers forums were shut down, either temporarily or permanently, and one beneficial result is that space and demand has been created for smaller, more focused cannabis websites. Some find that access to certain products or services is limited where they live, but with new sites such as this one, shoppers can complete an entire Christmas list in one place!

With an auction one downside is waiting for the bidding to close, but of course it's easy to get rid of your money. Methods of payment are comprehensive and include credit cards, bank transfers, 2checkout, and PayPal. If you're not interested in bidding on any of Cannabis Co-op's products, you can also easily spend hours surfing through their varied directory of linked psychedelic sites, THC Ministries, coffeshop websites, medical cannabis clubs, hemp sites, and headshops. From Cannabiscoop.com you can also hop over to related sites such as CannabisInvestments.com, RadioFreeAmsterdam.com, and CannabisPhotography.com, as many industry connections are now growing throughout the Internet.

Did you know that the Shiva variety is loved for her soft and sweet taste? What is more, this lady also produces very little foliage – something that makes the harvest a whole lot easier and quicker!

For Free! The 8th edition of the International Highlife Guide

The middle of July sees the release of the eighth edition of the International Highlife Guide, and of course, once again this unique green guide is jam-packed with information for everyone who has an interest in the European cannabis scene. With entries for everyone from wholesalers to shops, both in the UK and abroad, this guide gives a pretty much complete overview of the companies who are active in this thriving sector.


Nowhere else can you find such a complete snap shot of Britain's growing cannabis industry. But the scene throughout Europe is also given extensive coverage.

In special country-by-country chapters you can find anything to do with doing business with companies in UK, Germany, France, Italy, Spain, Switzerland, and of course our home country of the Netherlands. With these entries the guide offers a complete overview of Europe's ever-growing and flourishing green industry. The Highlife Guide represents an essential handbook for entrepreneurs, especially those looking to expand their business beyond their national boundaries. Of course, that works the other way round too, as entrepreneurs, consumers and tourists from the various countries can also easily find their way to your products and services.

The different sections are easy to navigate thanks to a colour coding system. On the contents page you can easily see in a glance which colour represents which sections. These cover respectively: coffee shops, wholesalers, grow shops, (international) media, smoking supplies, smart shops, seed companies and finally 'Other'. The alphabetically-listed address and phone number listings of each company are displayed per location, and each section closes with a full colour advertising panel.

As regards the non-Dutch entries, the guide opts for an even more simple arrangement, namely sections on: wholesalers, shops and others, arranged alphabetically by town. For greater ease of use, the entries for companies based in the UK, Spain and Italy are further indexed alphabetically for each province or county. At the back of the guide there is also an alphabetical list of advertisers.

The guide is available - for free - from your local shop.





AK-47
plant of the year
(High Times Magazine)



WHITE RUSSIAN
Strongest strain around



CHRONIC
Quantity and Quality



KALIMIST
Best sativa high



BUBBLE GUM
Many awards




15 handselected seeds in a tube

Your guarantee for success

Only awardwinning strains!

For info, catalog or seeds: **Serious Seeds:** info@seriousseeds.com - www.seriousseeds.com
UK distributor: pureinfo@puresativa.com, tel.: 0044 208 964 1717 - www.puresativa.com



Plagron

For natural growth and bloom

NEW LOOK...



SAME TOP QUALITY!

**Also
available
in 25 litre
bags!**

For many years Plagron has been considered the leading manufacturer of soil and coco mixes. Due to a continuously safeguarded and improved production process and use of the finest selection of biological ingredients, Plagron is able to manufacture a product worthy of the name Plagron.

It speaks for itself that Plagron substrates meet RHP standards, fulfilling the demands of professional growers all over the world. Cultivating with Plagron substrates will result in healthier and structurally stronger plants with increased resistance against illness.

Plagron has re-designed the packaging of all the well-known soil and coco mixes with comprehensive product information printed on the bags. Plagron has chosen a discrete grey bag with individual colour coding for each of the mixes. For example, Plagron Grow-mix is green and Plagron Light-mix is purple.

NATIONAL DISTRIBUTION:



Grotech
Units 20-21 Sadlers Farm
London Road
SS13 2HD Basildon (Essex)
Tel.: 01268 799 829
Fax: 01268 799 829
www.grotechonline.co.uk



Ikon international
P.O. box 121
Warrington
WA3 6XD
Tel.: 01925 822 503
Fax: 01925 822 503
www.ikon-international.com

moneytree has just grown bigger!



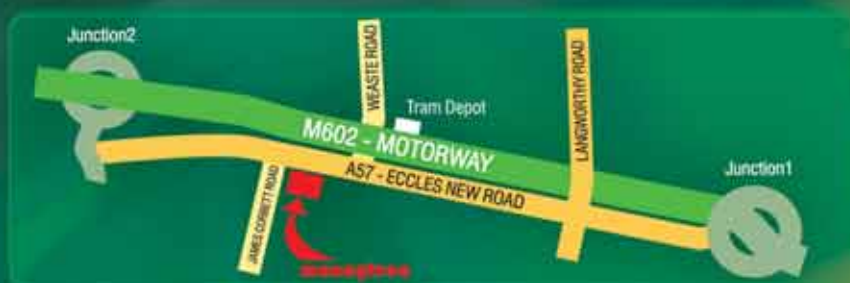
Not only with our new showroom & factory but we now have on show the Bigger and Better **GROW&GO**.



GROW&GO is a complete plug&go solution for the professional grower. From the outside the GROW&GO looks like a regular 20ft container but on the inside it is equipped with a professional grow unit which is ideal for today's demanding grower who can go all the way with the GROW&GO.

Years of experience has made it possible for us to provide you with the best materials combined in this unique product. GROW&GO has room for up to 265 plants and is equipped with a Fire Pro fire extinguisher as standard which is certified by TNO. Therefore in the unlikely event any kind of fire or heat is extinguished at once.

Our new unit also offers you a chance to see / buy the Junior and Senior i-grow boxes as well as the full range of IGROW products which also offer the best in professional growing products.



moneytree

Unit 4, Westlink Business Park, Eccles New Road, Eccles, Manchester M50 1EW

t: 0161 737 1155 / 0161 737 1157 text info to: 077 57 31 24 77

w: www.moneytree-uk.com

By Weckels

Professional systems for growing in water

We have recently been looking at growing in water (with added liquid fertiliser). The major advantages with this still relatively new grow method has intrigued many a grower enough to prompt them to extract more information from us, and it was not long before we were really inundated with mails and phone calls from enthusiastic growers.



These are the two proud designers of a new grow system (on water). Note particularly the gigantic dimensions of the plant in comparison with the grow tub.

Sadly it is often impossible for us to answer every single email and phone call, but that takes nothing away from our commitment to keep all growers in the UK, Holland and other countries

By it being allowed to stand still the concentration of oxygen in the feed water drops drastically

continually up to date with the latest developments. Any new developments take some time to get one's head around and it has taken a while before we could confidently say that we had fully got to grips with professional water systems. The process has been a little like looking for a needle in a haystack because the grow systems that had already existed were (partly thanks to their dimensions) far from being suitable for growing marihuana in.

Water and power

Of course there are still plenty of growers who know how to cobble together a complete water system themselves, but this is often not without risks. In addition to the previously mentioned critical issues such as potential water leakages, when you are attempting such a (water) system

on your own you also need to be extremely careful, mainly because you are also having to deal with considerable amounts of electrical current in order to get everything suited to raising your

plants successfully. Given that water is extremely good at conducting electrical current, it goes without saying that boshing together a water system yourself can be a task fraught with dangers. Fortunately there are still plenty of companies that do nothing else than develop growing systems for among others the 'straight' horticulture industry. And that marihuana plants also do very well growing in systems developed for (for example) tomato plants is a fact.

The systems that will come under consideration in this article are grow systems used by professional market gardeners and that makes the chances of successful re-use by marihuana growers even greater. Sadly for this article we have no lovely photos of marvellous marihuana plants for illustration, so you will just have to take it on trust that they are also well suited for growing on these new grow systems.

Mother plant

To begin with, we'll have a look at the sizes of these new systems for growing in water that are available. The smallest system has a length of 40 cm and a width of 30 cm and is therefore the best to use for just one single plant. Many growers will be asking themselves straight away whether it is in fact possible to grow plants of any decent size in such a small container. The answer to this is that you will be amazed at what gigantic (marihuana) bushes you can raise in such containers. Thanks to the fact that they are constantly filled with water (with liquid fertiliser dissolved in it) they have considerable weight and so the plant can reach a good height without threatening to topple the whole system over. Such a container therefore is ideal for keeping a large mother plant alive in, for example, without you having to do very much.

It so happens that this is possible thanks to the plant being continually provided with feed water and it being not necessary to provide water from a watering can. As a result problems such as too wet an undersoil no longer raise their ugly heads, because the feed water is in constant motion. Root rot and other forms of rot occur almost exclusively in grow systems in which the water is allowed to stand still too often. By it being allowed to stand

much hassle you can save yourself if you did not have to bugger around with all those cables and sockets and lengths of flexible hosepiping for the irrigation system – over which you would not be the first grower to go head over heels for the umpteenth time in their grow space. Of course, most growers are very careful when they making their way through their painstakingly set up grow space, but the smallest accidents often have the greatest consequences. It happens all too frequently that plants and the tubs they are in are brought crashing off the grow table (because you've stumbled across one of the flexes), to say nothing about those poor unfortunates who stumble against their feed water vat accidentally, knock it over creating a tidal wave of water as the result.

Root attachment

It is often the case that it is when the plants (and so your grow room too) are not illuminated by the lamps that are the times when you want to go moving your plants (for example) around. As a grower you do these activities almost always in the periods of dark (when the lamps are not on) so that the buds do not get burned against the lamps while they are being shifted about. With just a torch for illumination you can not see so well and accidents can and regularly do happen.

Hydro granules often have accumulated considerable concentrations of salts

still the concentration of oxygen in the feed water drops drastically, and that is exactly when moulds and varieties of rot can set in. But because the feed water in this new grow system is constantly in motion, it is almost impossible for these moulds and rots to gain any foothold.

An additional advantage is that the small pump that keeps the feed water in motion only uses a very small quantity of electrical current, to the extent that in the future it is not hard to imagine that such a grow system could be run entirely off a battery. Just imagine how

To come back briefly to the issue of tub size: the biggest that is currently available has a length of two meters and a width of one meter. This is a great size for the grower with a somewhat larger grow space and offers a huge variety of options. There is also quite a bit of variation between the systems, so the plants in one system for example literally hang in the feed water, while in another system it's as if they are on a floor, situated high up in the growing tub. On this floor or platform there is a biodegradable mat that serves as something for the roots to anchor on, which gives the plant



In this photo you can clearly see how the roots anchor themselves to the root mat. In this way the plants are not left to just drift in the grow tub.

Finnegan's Wake

By Joe Kane

Well readers, I was at a funeral in Edinburgh recently, so freezing cold and pissing rain. What a fucking barrel of laughs that was. The deceased was a guy called Dobbo Finnegan, and I got to tell you that I never really like the guy, but we were kind of in the same line of business so I go along to basically rubberneck and to see who else turns up.

A bit of background; this Dobbo, he's in his mid-thirties, and he's a total fucking speed and pill monster. He's getting out of the bath when he either slips or has a heart attack and falls... whatever, the result's the same. He hits the side of his head off the crapper and it's goodnight Vienna. Live fast, die young, but spending your last seconds of life lying on a bog floor thinking "Fuck, I'm going to die and my bare arse is sticking up in the air" is hardly James Dean, is it?

So the day arrives and there's a fair crowd congregating at the church. It's weird cos there are a number of women there bawling their eyes out even though it's an unspoken thing that Dobbo was a bit of a pest and that he probably never got laid in his entire life.

Other than this, it's like a fucking dealer's convention and personally I think that the last time the threads saw the light of day was for their owners' last court appearance. I run into a lot of people I haven't seen for a good number of years, in fact more than one person greets me with the words "Joe Kane! Fuck me, I thought you were dead". The fact that at this point in time a lot of attendees actually look like they've been dead for a number of years is neither here-nor-there.

So we're all in the church, and it's standing room only. The Holy Guy gets up and starts on about what a sound guy Dobbo was (I'm wondering if I'm at the right funeral) and then launches into a story about some musician from

days gone by who is working on his masterpiece but who croaks it half way through. What's this got to do with Dobbo some people are thinking? Holy Guy continues...and it seems that the apprentice to the composer decides to perform the thing his boss was working on when he checks out. So there's an orchestra and there's the apprentice conducting. They play the thing up to where the composer kicks the bucket and they stop. The apprentice says "This is where the Maestro finished, but this is where we begin" and the orchestra kicks off again and they play the new ending.

Everyone's still wondering what the fuck this has to do with Dobbo, when Holy Guy in all innocence says that Dobbo's life was kind of his masterpiece (Jesus, if only he knew) but that he was only half way through it when he died and that the rest of us should pick up where he left off. Amen to that!

I fucking swear you could hear the sound of ten pound notes being rolled up in anticipation. Man, oh, man.

We Celts are supposed to have a reputation for giving our dead "a good send off". I think the truth of it is that we like getting blitzed out our faces and will take any fucking opportunity that's handed to us on a plate. This plate had the added bonus of being absolutely laden with illicit substances.

The idea of getting totally wrecked in memory of someone I couldn't really be bothered with didn't ring my bell, readers, so I made my excuses. I heard later that everyone else partied long and hard for a couple of days. Dobbo would've approved.

Later,

Joe K

horribly_stoned_boy@hotmail.com



These new grow systems are used a lot in the horticulture industry for growing tomatoes, but are also excellent for growing marihuana in.

In the future it is not hard to imagine that such a grow system could be run entirely off a battery

absorb feed water until the blocks are full and so have enough weight. With the grow system in which the plants hang in their tubs, you are best off using flower pots filled with hydro granules. These granules increase the weight of the flower pots quite a bit, thanks to which the plants don't just dangle all over the place. If you use this technique, I also advise you

prevent unequal distributions of nutrients from occurring in the feed water. This is the result of a number of different chemical processes, but what it all boils down to most simply stated is the feed water in the grow tubs will sour less quickly when you use liquid hydro nutrients.

To keep the souring of the feed water well in check I recommend that you use an EC meter and a pH meter regularly, so that you are less likely to wake up to an unwelcome surprise. But don't go and panic as soon as you get a small variation; most growers make the mistake of acting too prematurely to rectify small wobbles. The plant, after all, has



With this system the plants sort of hang in the lid of the grow tub. Note particularly the explosive growth of the root system.

more grip in the constantly circulating feed water. The tubs themselves are made of plastic and so offer the plants little opportunity to anchor themselves. Particularly when you plan to grow in the larger proportioned grow tubs, the opportunities for the roots to anchor are very important, because otherwise they will be constantly drifting here and there in their tubs.

Granules

Once the young plants in the form of clones have been put in their tubs, it is important that they are secured in small blocks (the size of a small flower pot) of rock wool and / or coco. This is because by doing so the young clones are given the necessary stability, thanks to the ability of the rock wool and / or coco to

not to use the same granules for more than one or two harvests, because the hydro granules often have accumulated considerable concentrations of salts.

Since we are now talking about nutrition, for these grow systems in water you are best off using the liquid hydro nutrients (the ones you would use growing on rock wool). This is mainly because these feeds

throughout its lifecycle ever changing nutritional needs, so it can happen that certain nutrients are left behind in the grow tub, with the consequence that you get a difference in for example the acidity level in the grow tub. Furthermore, you are best off just replacing the feed water completely every 10 days or so, and in doing so make sure that you always have a healthy feed substrate in your water.

Strawberry Cough

Dutch Passion

By Mr Topsy Turvy

Environment:	600watt
Method:	mother/clone,
Medium:	Canna coco and hydro-balls
Nutrient:	Cannazym, Hesi Grow, Bio-Biz Bloom
Grow time:	21-28 days
Flower time:	65 days
Plant structure:	average
Bud structure:	long colas and round buds
Scent:	(growing) coffeehouse smell
Effect:	trance like stone
Yield:	20-30g per plant



From x2 (feminized) Strawberry Cough seeds, x2 mother plants were grown. Each mother gave the same amount of clones. The clones

were rooted in Jiffy7 peat pellets. Some Rhizotonic was added to help early root growth. At 1 week they were transplanted into small pots of coco fiber/pebble (9:1 ratio). They were all fed Hesi Grow for the next 14days. At 3 weeks they were transplanted again into large pots. After 3 days in the large pots the lights were switched to 12/12. The plants had an indica/sativa profile with dark emerald leaves. As they started to flower the buds grew steady. After 7days 12/12 the nutes were changed from Hesi Grow to Bio-biz bloom. At 50-55 days PK 13/14 was used. Then plain water for the last week or so.

The structure of the main colas was long and full, with the leaves pointing out at 45degree angles. The lower buds were rounded, tight, and compact (like giant strawberries?) with thick hairs everywhere. All the plants had deep red hairs and a smell of Starbucks (coffee and

cakes) when growing. During the last week the plants developed hues of purple and red in the leaves. If left longer they would have changed colour more! Trimming was easy and enjoyable. The buds were hung on a string in a cool dry room. The yield was average about 20-30g each (the mothers yielded more). The trim waste was saved and made good bubblehash.

When cured Strawberry Cough smells musty (like a dusty book or museum) not skunky. The buds are quite chunky and nice to roll. The colas when broken smell musky-sweet. To smoke Strawberry Cough is Arid (says Mr Small) with a definite sativa stone. The bubblehash from Strawberry Cough is very intense with heightened colour awareness and an uplifting buzz. Good for smoking on sunny winter mornings.

Dutch Dragon

Paradise Seeds

By Mr Hazy

Method:	Standard
Medium:	Bio-Biz All Mix
Nutrients:	Bio Biz range
Grow time:	21 days
Flower time:	77 days
Plant structure:	short
Bud structure:	small sativa flowers
Scent:	musty (like old people)
Taste:	bitter/sweet
Effect:	pleasing and strong
Yield:	15-18g per plant



After sowing out 3 Dutch Dragon seeds all 3 germinated. In veg the plants were treated as normal but remained rather small (acting more like indica than sativa). At 15 days they were re-potted into 10litre pots. The growth from here was rather slow with the plants growing outward rather than upward. At 21days they were placed into flowering. In flower 1 plant was male which left 2 females. Thin branches started to develop with sativa type bud leaf on one of the plants. The other stayed more compact. The structure of both plants had good main cola but the lower buds tended to wisp out towards the bottoms. The overall height was about 40cm with both of them. As a sativa strain I expected the plants

to grow taller (like NL#5xHaze) but they both stayed squat. At 70days both plants still looked very green. The smaller plant had deep red hairs, so a week later at 77days they were both harvested.

After harvest the trim waste from Dutch Dragon had little resin than the flowers which contained more. The flowers when dry are quite light and fluffy (spongy to roll). When broken the flowers felt greasy not sticky. To smoke DD has a sweet/bitter taste (depending on how much you put in), with nice plumes of smoke. The effect is pleasing and strong, but the after buzz was jolted making me hesitate when trying to speak. The high is introvert rather than extrovert, good for starting the evening.

Royal Orange

Flying Dutchman

By Mr Tickle

Method:	Low-Stress-Training
Medium:	Canna Professional Soil
Nutrients:	guano tea
Grow time:	30 days
Flower time:	90 days
Plant structure:	tall
Bud structure:	tight and compact
Scent:	orange and rotten flesh
Taste:	unique with strong after-taste
Effect:	nice creative buzz
Yield:	above average



One seed from a packet of ten Royal Orange was grown out and then cloned (many times). The mother-plant was difficult to keep in veg. The remaining nine seeds still remain in their original packet. Our clone was the first labelled clone placed into flower. It arrived from source rooted in a rockwool cube. We dropped the rockwool cube into

a small pot of soil, then re-potted a week or two later. The plant was then placed into flower. During the first week of flower the clone was uprooted, the soil removed from the roots, and it was placed into a bin-bag, in a warm attic for 48hours (until the security risk was over)! At this point the plant was then re-potted, pruned back and quickly re-homed. It was then placed straight back into flower.

This was indeed a very hardy plant. It responded very well to feeds of guano tea (Dry Bar Cave Bat Guano) and regained health. At the point when the crystals start to appear the plant started to turn a deep red/purple colour. A strong rotten flesh smell also began to develop. A carbon filter was definitely needed! The leaf structure was thin, but not that long. All the leaf turned a rich shade of purple with a reddish tint by harvest. The top buds were an emerald colour and really swelled out with white resin. Overall the buds were tight and compact.

The buds took about 10days drying time. For making bubblehash the orange really comes out in the taste. The trim is high quality and for some reason the dark purple leaf turned the wastewater red? The bubble was like white chocolate. When dry the rotten flesh smell disappears from the buds, which smell more like spicy oranges or lemsip when crushed. When smoked the flavours get sweeter (with a 3month cure they would get sweeter still, but we can't wait that long). Royal Orange has a unique taste, slightly sweet with a musty undertone (we couldn't pinpoint the taste). The taste stays in the mouth after smoking for a long time! The effects are quite strong, with slight waves of euphoria. The yield was above average. We will be growing this strain from clone again.


HIGH QUALITY SEEDS

Because we only want to sell the best quality there is ...

HIGH QUALITY SEEDS

Original Haze x Skunk
South India x Skunk
Swazi x Skunk
Skunk 3 x a2
Purple Tops
Bob Marley's Best
Super Thai x Skunk
Afghani Hindu Kush
Four Way Specials
Original Highway Delight
Northern Light

Durban Poison Amazing Special
Original Big Bud Super Skunk
Original Californian Orange Skunk
Original Hawaiian Maui Wowie Skunk
South African Durban Poison x Skunk
Northern Pride
White Pearl
Outsider
White Widow
Early Girl
White Rose
Ghandi



BLACK LABEL WHITE WIDOW SENSI STAR MASTER KUSH
OLÉ 47 JACK HERER HOLLANDS HOPE BLUE BERRIES

WHOLE SALE:



+44(0)114 2555577
www.cheekyone.co.uk



+44-1684-569818
info@crystalclearcultivation.com.uk



+44-161 737 1155
www.igrow-box.co.uk

FREE CATALOGUE

Fill in form below and send to; High Quality Seeds,
PO Box 362., 5460 AJ Veghel, the Netherlands.

Name: _____

Address: _____

Postal code: _____

Place: _____

Country: _____

Tel. number: _____



FOR INFORMATION:

www.highqualityseeds.nl
info@highqualityseeds.nl

Innovation and efficiency top priority

TGC Trading takes it on!

TGC Trading holds a unique position as an international wholesaler in cannabis lifestyle articles. And not only thanks to its gigantic selection that makes life easy for cannabis enthusiasts. Nowadays, an overwhelming supply is not enough: professionalism, innovation and efficiency are just as important. Take a quick look at our website and you'll immediately see what makes TGC Trading distinctive.

In the province of Brabant, The Grass Company has been known for its coffee shops for years. The Tilburg-based Cannabistro Ochtendgloren company and Eet- en Rookkafé The Grass Company radically changed the image of the coffee shop through professionalism, renovation and the drive to innovate. These concepts are also an important source of inspiration for sister company TGC Trading. Behind these three capital letters is an enthusiastic, young, customer-friendly team. Well-trained professionals who keep abreast of the latest developments in logistics, administration and customer-orientation.

Easy: everything can be arranged easily and rapidly on-line, but TGC Trading still values personal contact with each of its customers. The company also keeps people in the field to keep track of developments. If you want to know the best way to serve your customers, you have to know what is important to them.

Delivery conditions are extremely favourable and rapid processing and dispatch of orders is guaranteed: basically, every order that comes in before 3:00 p.m. is delivered to your door the next day. Thanks to advanced administration software, subsequent deliveries are kept up-to-date. And all of this with a highly competitive price

structure, with discounts that can very rapidly appear on the screen.

Professionalism has not always been a strong point in a sector with its roots in the alternative culture of the 1960s. TGC Trading deals with this comprehensively. And not as a cold type of commercialism, but as a dynamic, mutually reinforcing mix of professionalism, customer-friendliness and innovation.

***Innovative top quality,
appeal and an attractive
price all in one.***

Catalogue

From the gigantic global supply of cannabis lifestyle products, TGC Trading selects articles that are popular in the shops. The choice is overwhelming and the prices are highly competitive. Moreover, special offers are offered on a regular basis. There are hundreds of items in stock, and that number is still growing daily. TGC Trading holds a strong position in terms of selection and pricing, particularly in scales and gripbags. Our website includes the entire supply, which is described in as many as eight languages, i.e.: Dutch, English, German, French, Spanish, Italian, Polish and Portuguese. And that naturally

makes TGC Trading ready for the European market.

Of course the fastest way to see the complete stock, which is updated daily, is to surf to the website. For those who prefer to have something concrete in hand, there is a chic silver-coloured catalogue, which includes all the products organised by category. Thanks to the detachable pages, the catalogue is much more pleasant to use than catalogues from the past: price adjustments and new items can easily be inserted between the existing pages. So no more stacks of individual pages with updates that can only be lost.

Extravaganja

TGC Trading is extremely proud of its exclusive dealership of Extravaganja, a modern design line of care products with international standing. Made in Slovenia, Extravaganja represents a new generation of cannabis products. No jars filled on the farm, but professional cosmetics with a chic appeal. The series includes shower and bath foam, a hand and body oil and various hair care products. Ideal in the sauna, after sports or simply for daily personal care. All Extravaganja care products are THC-free, but rich in vitamins and essential fatty acids such as Omega 3, 6 and 9. Substances that strengthen the protective layer of the skin and penetrate the skin extremely fast and efficiently to repair the moisture balance. Moreover, cannabis oil protects the skin from the destructive effects of air pollution and UV radiation and has healing properties for inflammations, skin diseases and acne. A series of products that not only looks beautiful, but is also a delight to the body. Innovative top quality, appeal and an attractive price all in one. That's TGC Trading.

***Cannabis oil protects
the skin against the
destructive effects of
air pollution and UV
radiation.***




TGC Trading B.V.
P.O. Box 644
5000 AP Tilburg
The Netherlands

Tel: 0031 (0)13 5722959
Fax: 0031 (0)13 5443043

Internet:
www.tgctrading.com
E-mail:
info@tgctrading.com





Jack Kerouac and The Beat Generation

By Feije Wieringa

The term Beat Generation refers to a small number of influential writers from the '50s and '60s of the 20th Century. Jack Kerouac, who thought up the term, Allen Ginsberg and William S. Burroughs made up the hard core. They met each other in Manhattan in 1940, and spent their time hanging out at Burroughs' apartment, which very soon became a meeting place for ambitious young writers.

Other writers who were associated with this movement include the poet Gregory Corso, street artist Herbert Huncke and Neal Cassady, who provided the inspiration for Kerouac's book *On the Road*. The group spread its wings and many members relocated to San Francisco, where they would encounter the likes of Gary Snyder, Lawrence Ferlinghetti, Michael McClure, Philip Whalen and Lew Welch. Of these last names little is remembered, but the trio of Kerouac, Ginsberg and Burroughs is, by the process in which the temporary is exchanged for the eternal, in literary world a sign of remaining alive and kicking. To anyone who thinks that The Beatles marked the beginning of the Beat Generation I say: no way! Arguably, George, John, Paul and Ringo would never have got into music in the first place without the groundbreaking influence of this school of writing.

In the 1950s these trendsetters were still apolitical. They were more interested in seeking out personal 'intensive experience'. Thanks to this emphasis they did not really have that great an impact on the social-cultural life, but they can be seen as the immediate ancestors of the revolutionary generation of the 1960s. This impact developed only gradually. Ginsberg's reputation would only really start to take off when he had gained access to the inner circle of LSD guru Timothy Leary.

Later, settled, he received numerous prizes, including the Woodbury Poetry Prize, the National Book Award for Poetry, NEA grants and a Lifetime Achievement Award from the Before Columbus Foundation. In his later years Ginsberg was a professor at the University of Brooklyn.

The Beat Generation was not so much an issue of controversy as a result of their political posture. This, if not exactly middle of the road, could in no way be described as extreme. In fact they did not even deviate that far from the official American Way of Life: freedom of thought and speech. Their pleas for personal freedom in issues such as sex, drugs, music, ending racial segregation on the other hand were a thorn in the eye of conservative America. But definitely not anti-American in origin.

Burroughs was the most provocative writer of the threesome. Not only did he find drugs interesting, he was a proponent of the disassembly of the police apparatus, the nation state and the family, and he maintained that he thought in pictures. That's all as maybe, but he was probably one of the least read writers. This was down to the not exactly accessible character of his novels. His best known (and at first, forbidden) book, *The Naked Lunch*, is a shambles of nightmarish images, diary entries, short stories and satire. The book is partly autobiographical, but also allows us to glimpse just what Burroughs thought about modern Western society: a terrifying world going off the rails in which the lust for power, corruption, violence and complete dependency reign, and Mafia gangs terrorise the world.

Burroughs concerned himself about the ever more usurious power of anonymous control agencies. He distrusted everyone with power: politicians, scientists, doctors, agents, the military, managers, church leaders, sect leaders, and of course the Bureau for Alcohol, Tobacco and Firearms: the institution charged with narcotics control so hated by Burroughs. Indeed, a man who had to be kept a close eye on. A famous pronouncement, said much about his character: "We will march on the police machine. Everywhere, we will destroy it. We will destroy the machine and all its records, and we will destroy the house organ of the police which goes under the name of the conservative press."

Eventually, the term Beat Generation came to refer to a whole generation of young

people who aspired to the lifestyle of the original impossible ("beat") writers. The term *Beatnik* was generated by the press as a reference to their pro-communist views. Now there is perhaps something to be said for that last accusation, when you think that in the 1950s a small change of emphasis was underway among the country's leadership – something that was in no small part down to the dynamism of senator Joseph McCarthy, who probably would never have made it into the history books had he not made the following statement: "I have in my hand 57 cases of individuals who would appear to be either card carrying members or certainly loyal to the Communist Party, but who nevertheless are still helping to shape our foreign policy."

Certainly the writers of the Beat Generation, who openly sang the praises of free sex, jazz, cannabis and many other things that made the lot of the ordinary citizen a little easier, but which only succeeded in making the government nervous and gave it quite a lot of work to do. In short: the Beat Generation fell victim to the witch hunt initiated by the man who saw spooks everywhere, senator McCarthy.

Jack Kerouac (1922) was descended from a French-Canadian family and grew up in the small town of Lowell, Massachusetts. According to the books, he was a bit of a lonely mummy's boy who lived in a world of made-up stories. A romantic. Less radical than Burroughs. Less flamboyant too. Initially he was on his way to a career in American football. That talent won him a scholarship so that he could study at - and take a place in the team of - Columbia University. Dreaming of a great future, the Kerouacs embarked for Sin City: New York. That's where the tide turned. Jack's confrontation with hard reality led to a collision with his coach. The dreamer changed into a pragmatist who saw that sport and freedom were incompatible, left football for what it was, signed up with the merchant navy. Kerouac Senior out of frustration at the 'failure' of his son, took to the bottle. This frustration was further inflamed by the fact that Jack had made a friend of the dope-using Burroughs and the homosexual Ginsberg.

They inspired him to start writing. Kerouac turned out to be a natural talent. In a period of three weeks he wrote the famous *On The Road*, in 1951. The way writing he developed, with a continuous running text –for which he used rolls of telex paper instead of loose sheets - he called "spontaneous, continuous writing."

The story is part-autobiographical and is about Sal Paradise (!) who leaves home and hearth to cross America together with his friend Dean Moriarty. This they do in Greyhounds, but more usually in borrowed or stolen cars. Moriarty is a bit older than Sal and a bit more world-wise. He shows Sal the way to drugs, sex, endless night time contemplations about the How and the Why, and to the jazz cellars where the music of Miles Davis and Charlie Parker were on the verge of blowing apart the musical spectrum. Try any- and everything, live and enjoy is the message. Long before the hippies Kerouac called for one and all to live uninhibited and maladjusted. With a bit of effort he managed to find a publisher. That happened only in 1957. Publishers back then did not take kindly to passages like: "If he peeked through the letter box he could see her bed, and in the mornings he saw Marylou again lying in bed with some guy. He followed her through the whole city. He wanted to be absolutely certain that she was a whore. He loved her, he sweated water and blood for her. After all, he had – completely by accident – managed to get hold of some green, un-dried marihuana – 'green poison', as it was known in the business – and had smoked way too much of it. I heard my head buzzing and saw all kinds of visions in Technicolor, I felt fantastic. The second day everything was clear, everything that I had ever done, known, read, heard or suspected had come back and was rearranged in a completely new and fresh way in my brain."

In fact, with *On the Road* Kerouac wrote his version of the age-old American Dream. The book is not a literary masterpiece if you compare it with the Americana of Faulkner and Steinbeck. But the book's strength is the mildly anarchic impact. In truth, we all dream of being a little bit Sal and Dean. They are fairy tale figures who had withdrawn themselves from the aging process. The reality of Kerouac is in fact the reality of the same little boy who lay around dreaming back in Lowell, Massachusetts. *On the Road* is the road map to Utopia and that is the reason that the impact of the book was so great. Sadly, Utopia does not exist. Something that Kerouac would later make painfully clear when his life became a long succession of drink, drugs, women and conflict. That the world was forbidding was clear from the first road movie to hit the big screen, *Easy Rider*. In this the unconcerning society of Sal and Dean had been replaced by a hard-as-nails reality. Message: whosoever wants to be free must pay for it with their life.

Kerouac: "*The only people for me are the mad ones, the ones who are mad to live, mad to talk, mad to be saved, desirous of everything at the same time, the ones who never yawn or say a commonplace thing, but burn, burn, burn, like fabulous yellow roman candles exploding like spiders across the stars and in the middle you see the blue centerlight pop and everybody goes "Awww!"*"

Typical of a romantic, this speech. Kerouac died in 1969. Without illusions, but aware that he had left behind a book that offered hope. No literary masterpiece, but nor does it need to be if you're on your way to somewhere with a book that wants to flee reality.

female 
So easy!! *seeds.nl*



Introducing the new X-LINE

Cindy '99
WW x Big Bud
NL x Nev. Haze
Nev. Haze x Grapefruit
Zamal x Nev. Haze

The X-Line was developed with the intention of creating limited editions of exclusive strains/crosses for the enthusiast.
Each X-Line bag contains 5 female/feminized seeds.



Female Seeds
PO Box 3063
3301 DB Dordrecht
Holland

Tel: +31 78 6132263
Fax: + 31 84 7318611
info@femaleseeds.nl
www.femaleseeds.nl

Superior solution for growth & bloom!

Welcome

Hesi.nl



New

HESI POWER Zyme



CUP WINNER



Ikon International
Risley Unit 2B,
Trident Business Park,
Warrington Road
T: 01925 822 503
F: 01925 822 601
info@ikon-international.com



Hesi plantenvoeding Voltastr 19 6372 CK Landgraaf tel 045 5690420 fax 045 5690421 e-mail: hesi@home.nl



Natures Resources, Sheffield



Karl set up Natures Resources two years ago and it is fair to say his energy and enthusiasm has already helped raise the game of the whole green industry in the Sheffield area.

Just five minutes from the city centre on a quiet industrial estate, there's plenty of discrete parking out back, and more than 1000 square feet of space inside – room

enough for an extensive selection of hydro and soil mediums and, all the growing gear you might need, plus three set-ups (including a grow tent and bloom box). Most of the products are always in stock and ready to take away

His customers range from all over the North and from 18 to 65, he says, and they keep coming back to Natures Resources for the combination of good range and price plus a clear passion for the business. "I'd been into gardening for about 16 years and decided to translate my love for it in to a business," says Karl. "I really enjoy meeting the customers and helping them get the system they need rather than the pushing any one brand." He's proud of the fact that he has already introduced 13-14 new products to the area that were previously unavailable. "I'll definitely be continuing to take things further than they are now," he says. "I believe it's good for the customer to have wider choice and be able to access the independent knowledge to make a good decision.

Natures Resources

Unit 18, 36 Sanderson Street, Newhall Road, Sheffield S9 2TW

Tel: +44 (0)114 243 1037

www.naturesresourceshydroponics.co.uk

Open: 9.00 – 5.30 Mon – Fri; 9.00 – 4.30 Sat.

Garden of Eden, Barnsley

Neil and Julian set up Garden of Eden on a modern industrial estate just outside Barnsley two years ago now. With a massive 2,000 square feet of space to play with, the two friends formerly in the building trade have made good use of it. There are no less than 15 systems up and running, demonstrating pretty much a very piece of kit you might ever consider using, including what they reckon is the only demo set up of aeroponics in the county.

"Our customers come from all over," says Neil, "Manchester is only 30 minutes away and we're just two miles off the M1, which maybe explains why we get so many Scots coming down to visit us." With customers traveling from so far, it's important he says to keep everything in stock, which they do, more than 500 products.

There's cannabis art from Stonedhenge (a customer) displayed around the shop and for sale, plus what they estimate to be the best selection of books and magazines devoted to cannabis growing in the country. There's a small selection of head gear and skins, plus a good selection of seeds.

Neil believes the shop's main selling point is honest advice. "We're really not tied to any one product or company but will give you genuinely independent advice."

Garden of Eden,

Unit 4 Zenith Park, Whaley Rd, Barugh Green Barnsley, South Yorkshire S75 1HT.

Tel: +44 (0)1226 729 560

www.gardenofedenhydroponics.co.uk

Open 10.00 – 7.00 Mon, Tues, Thur, Fri;

10.00 – 8.00 Wed; 10.00 – 5.00 Sat; 10.00 – 4.00 Sun.

Katsu Coffeeshop, Amsterdam



Summer is approaching and many tourists are now embarking on their annual visit to Amsterdam. Whether you've been here before or not doesn't matter; it's still tricky to find reliable coffeeshops with consistent quality. Katsu offers both locals and tourists a menu that focuses on sativa and haze strains plus hash specials, and even offers 'shake' at fair prices instead of charging you the price of a normal gram.

Katsu is hosted by the neighbourhood known as "de Pijp" which is full of sunny terraces and a large variety of

different businesses and prices. Located right in the middle of trendy and bohemian shops and the famous Albert Cuyp Market, Katsu provides a relaxing oasis in which to take a break from bargain hunting. Enjoy fresh fruit and fruit juices plus the usual selection of non-alcoholic drinks for reasonable prices while taking in the interesting décor. The architecture of the shop allows for seating of single visitors looking to get lost in the music, ranging from reggae to classic rock. There is also a communal table in the front which is away from the music a bit and allows for more

conversation and larger groups. You might even get to hang out with one of several local cats who enjoy the atmosphere of the shop as well. Loads of house plants add to the colourful scenery and you can play chess or backgammon if the books, newspapers, and comics don't interest you.

The crowd consists largely of locals and the average 30+ maturity of the place means that noisy youngsters usually go somewhere else. All customers are given any relevant information regarding the menu, as the staff is well-trained and very patient. A large local following is one sign of a good coffeeshop, and an international crowd is encouraged.

If the clothing shops and market don't take your cash you can purchase bongs, T-shirts, or one of several popular vaporisers (Verdamper, Volcano, etc.) that are also available for use and will be cleaned before you are taught how to puff away on these medical devices. This shop has been serving loyal customers for over twenty years and in 2000 and 2001 Katsu was awarded Cannabis Cups for best hash. Check out www.katsu.nl for information about the shop and local area, plus you can take a virtual tour of the place! The website also presents amusing photos and comics, views on politics, and a special "Euro Hall of Fame" where activists such as Eagle Bill and Lee Bridges are celebrated. - KS.

Katsu Coffeeshop,

1e van der Helststraat 70, 1072 NZ Amsterdam,

Website: www.katsu.nl

Open: 11.00 – 23.00 Mon – Thur; 11.00 – 0.00 Fri – Sat; 12.00 – 23.00 Sun.




Download your back
issues of SSUK for
FREE

www.softsecrets.nl

Print it and you'll know it!

Soft Secrets UK: essential reading for
Britain's growers, tokers and cannabisbusinesses!





Angel Dust - Growdoc seeds

By Crazybrains

Germination

Whether your starting off with cuttings or seeds, a strong and healthy start in life is paramount to a successful final harvest. As we only start with seeds it is important the method we use to germinate them works well. If you ignore my teenage experiments, (trying and failing to procure fine quality herbs, from throwing any old seeds in any old soil), the only method I've used to start seeds off is the paper towel method, so this was the method we used for the AD seeds.

Although I've heard of people having poor results with this method, on average 95% of the seeds we sow from recognised breeders and companies live to become mature individuals. This equates to only 1 seed out of 20 failing to crack open or failing to root.

There were 10 seeds in the packet. They all cracked open after around 48 hours on the towels, which is a good sign of fresh and mature genetic material (seeds). Also they had unusually thick initial roots, possibly the thickest I've seen so far. We planted the seeds into 3.5" round pots, filled with Bio Bizz All Mix; which we continued to use for all stages throughout this crop.

Seedlings/ Vegetative growth

(Our vegetative growth area was made out of a small cupboard lined with Mylar. It housed a 400 Watt Metal Halide lamp, which ran for 18 hours per day; for electrical safety the ballast was propped up on a breezeblock some distance away. There were no input or extraction fans, but to reduce temperatures and create

airflow, the bottom of the Mylar 'door' is left open exposing the plants to a breeze from an oscillating fan.)

We had been aware for sometime by now this growth area was not as productive as it could be. So we evaluated our situation and began to ponder; what were we doing that was wrong? Or, what were other growers doing which we were not, which was right? Well I researched the subject for a while, by reading literature and speaking with people (more knowledgeable than ourselves), and concluded our low production was most likely to be occurring due to at least one of the following factors:

- That the 400 Watt lamp was too intense, and was creating an environment which encourages dwarfed growth.
- That the 400 Watt lamp was too weak, due to it being placed too far from the plants.
- That Bio Bizz All Mix (which we always used), is not the best soil for initial stages of growth, due to it having fairly high levels of nutrients, and therefore it would be better to use their Light Mix or an actual seedling soil; Coco was also mentioned as an alternative.
- Herbs like to grow quickly and vigorously at all times, so to achieve optimal production the plants growth must not be hindered or restricted at any time, or in any area of growth. An element of this which we had long overlooked, was how important the size of the pot is; often we had been repotting at stages when the plants were already root bound, and therefore confining the growth of the overall plant. (Thank you, Jorge C).

- The subject of using a root stimulant was also raised a few times but it seemed debatable; some people claimed there is no need to use one unless your using cuttings, other people thought it would help to build root mass in plants cultivated from cuttings and seeds.

We decided to run some simple tests on these findings. The first variable we decided to test was, a) whether the plants were being 'blinded' initially, by receiving too much light. Rather than do what was generally suggested and buy a new lower wattage bulb or light system; I devised a simple test. This time instead of leaving the seedlings outside the grow area for a few days (to grow a few cm's above the grow medium), I decided we would leave them on the outer perimeter for a longer period of time. I didn't raise the lamp, but there were larger plants still in the growth area, which heavily shaded the young 'AD' plants. I was not sure exactly how much longer were we to leave them outside for; just enough time to observe a general difference I suppose was the plan.

This time we were less fortunate than usual, in so far as, even though all 10 seeds cracked open quickly only 8 managed to root successfully. After the 6th or 7th day growing outside the tent, the plants started to look really elongated (leggy) signalling a lack of light intensity. I could tell they were stretching themselves to reach for the light, however, I remembered how elongated plants can be initially when grown under fairly low intensity sunlight and I let the experiment roll on. But unlike plants grown outside, in the next few days they didn't start to broaden they just continued to grow in height. Around the 10th day, I put them on a box so they would be closer to the lamp and receive a stronger wind from the oscillating fan. By now this was needed to strengthen the very thin, very long, and therefore very weak central stems. By the 14th day, they were 8 of the most elongated plants we have ever grown inside. At this point I stopped the experiment, as it was looking more and more like torture as the days progressed! I decided the plants were not going to develop like plants grown outside in low light intensities, or would take so long to do so it wouldn't be a productive method anyway.

So the results didn't show an improvement in the environment, made clear by the plants growing healthier, larger, or more robustly; instead it gave us evidence of how to encourage the exact opposite, an environment conducive to plants growing in a smaller, slower, weaker, and ultimately therefore in a less healthy way. Clearly, in the first stages of growth you can clearly have too little light as well as too much; it is about finding a balance, not an extremity. This was the only major variable we tested; from this point we treated these plants essentially as we would treat any other plants.

(On future crops we tested putting the lamp much closer than we had been doing previously. We've found much success with placing the lamp to around 100cm for the first week, then lowering it to around 60-70cm for the rest of the growth period).



Isn't she lovely?



Grow 14 days - leggy plants



Last day of grow, first of flower



22 days flowering



Flowering 22 days - could do with 9-12!



Flowering 22 days- under or over nutes



Flowering 34 days

So the larger plants went to the flowering area, and for the first time the AD's got the freedom to roam the growth area and have all its direct light to bathe in. Within a day or two, they stopped growing so rapidly in height and started to broaden. Around the 17th day I noticed some roots coming out of the bottoms of the pots, so I repotted the plants from the 3.5" round pots into 3 litre round pots. When I repotted them, I noticed they had very fat spaghetti like roots; the root masses were not generally larger than usual, but individually were thicker than usual. At this stage I remembered back to when the seeds went into the 3.5" pots originally and how they looked a bit chubby, and figured this strain may have unusually thick individual roots.

For the first 14 days they were given only water, then from the 15th day onwards throughout growth and flowering periods we generally followed the nutrient schedule for Bio Bizz All Mix. I misted them sporadically throughout the growth period with plain water to increase humidity. I hadn't had used the Fish Mix for a long time, so I had forgotten its potential value as a foliar feed. Toward the end of the growth period a couple of the very lower leafs turned yellow, but the rest of the plants exhibited a medium shade of green.

From around the 26th day, from what we could see they were all looking female; as we knew we should initiate flowering soon our anticipation grew –would the flowering room have enough plants? or once again, would the males win the day?. Well a few days later something unfortunate happened; 4 of the 8 ADs developed male pollen sacks. Also, too make things worse; the gap in the flowering room had got even bigger. The males were discarded, and the 4 AD's were moved into the flowering room after 34 days growth. Considering the 34 days consisted of 2 days to germinate, then for a further 12 days they were sat outside being heavily shaded, they only had 22 days real growth. They were small around 6 internodes or 9 inches tall, but above all, they seemed green and healthy.

Flowering

(The flowering area was made from a 2m x 1m, x 2m grow tent, covered in Mylar. It housed 2 x 600 Watt lamps, again with the ballasts placed on breezeblocks on the floor, out of the tent, out of the way. There was a 6" RVK150 A1 fan extracting the hot air out of the top of the tent, and an oscillating fan, which together created a reasonable passive air intake).

As the 4 remaining plants looked female, they were repotted into their final (10 litre) pots on the 1st day of flowering. In the bottom of the pots, I put a layer of clay pebbles. A guy from Bio Bizz recommended this method to me, as a way to get more air to the roots. We tried this method on a few crops the last time being this crop. We stopped for two main reasons, firstly it makes it more difficult to let the roots go though a wet/dry cycle, and secondly the noise of shifting and/or washing them literally is two loud, just think of the sound of grit being



Flowering 37 days- good resin already!



Flowering 42 days



54 days in flower



30 days in flower



8 days in drying



30 days in drying



After 30 days of drying, cured

scattered on a road in winter, or having a drive way re-gravelled – forget repotting silently at 3 am with clay pebbles!

Over the first week the plants took well to the flowering room, and to their new larger pots. They began to grow quickly in height, and their stalks thickened further. Their leaves stayed green and healthy, and were reasonably thick in texture. It appeared as if they had largely recovered from the poor start in life; except for the fact they were smaller than they would have been, they generally looked vigorous.

By the start of the second week, they had all roughly doubled in height and their side branches were filling out further. A nice layer of pistils (white hairs) was developing on the buds, where a light scent could be found. I trimmed off most of the lower buds to maximise the energy given to the top buds. Also in this week a set back occurred; some of the fan (larger) leafs from the lower and even middle sections started turning a lighter shade of green. I had recently read somewhere that Bio Grow can be used as a flowering 'tonic', so I decided to raise the (50/50%) Grow and Fish Mix part of the nutrient solution, from 1 ml per litre to 1.25 ml per litre.

As the plants had grown fairly uniformly, you could now tell the 4 plants were in an area that would of held 9 plants of a similar size. It's always best to have more plants then required and throw the least healthy ones away, so we had timed this crop very poorly indeed.

Around the middle of the third week, the plants were still fairly rapidly turning to a lighter shade of green, so it appeared the increased level of nutrients they had received over the last week had produced little effect. So much so, that I decided that it was severe enough to raise the Grow and Fish Mix again, from 1.25ml per litre to 1.5ml per litre. I Also in this week, I tied the side branches down to open the plants up to more light, in effort to increase the yields. It was a little late this time to bend the central stems down (as they had already hardened), but the side branches were still very pliable. I checked on roots, and it was nice to see again, very thick almost spaghetti like roots had heavily grown through the clay pebbles in the bottom of the pots; but this also indicated 15 litre pots would have been a better final pot size. Toward the end of this week some of the leaves were developing burnt, curled tips, and the plants were still rapidly losing their colour. To our inexperienced eyes this was very confusing, as the plants looked both under fed and over fed at the same time. I guessed we must have over fed them at some stage and under fed them at another. So I watered with plain water a couple of times, and resumed feeding them with Grow and Fish mix at the rate of 1.25 ml per litre.

By the 4th week their stem structure was set, they had all roughly tripled in height and had developed medium side branching. The plants were still uniform, but each ones individual traits (features) were now becoming clearer; there was one a little taller and thinner, one a little shorter and fatter, and the other two

meet somewhere in the middle. They resembled 75% Indica genetics. While readjusting the branches I noticed the first resin glands were developing, and realised so far the plants had little aroma unless you touched the buds, were still only a very light herbal scent could be found.

The 5th week was an unusual week; as for the first time I located insects in our garden. For a few days, I manually and laboriously checked the plants repeatedly, removing these black and green little critters. I did this until no more could be found, and I'm grateful to say they have not returned since. In this week the buds really transformed and looked potentially very good quality. Large amounts of resin had developed almost overnight, and the odd pistil started withering, (turning orange). The overall aroma level had risen slightly but it was still very subtle.

At the start of the 6th week, the buds were formed and covered in resin, but still very immature. Considering their rate of development over the week, at this point they changed pace. From the 35th day onwards the plants slowly matured; their calyxes grew larger and more of their pistils gradually withered away. The layer of resin also increased, along with a pleasant but quite unusual scent. I tested a bud at 42 days, it was very immature but I did feel the effects, which were gentle and calming.

It was at the end of the 9th week (63 days) when I harvested them, trimmed them, then and hung them to dry. So far there had only been a low level of scent unless you disturb/ touch the plants, however at this point this smell went up a fair amount. Within 3 days the first buds were ready to test, they had shrunk in size considerably indicating the plant holds a lot of water. Once they were dry I noticed they could have easily flowered for a week or two longer.

The yield was very modest, which represents our mistakes a lot more then the strain; had we not given them such a poor start and had there been 9 plants like there was the space for, the yield would have been much larger.

Buds

The AD buds are chunky and dense, yet fairly light. They have a medium to high calyx to leaf ratio, and a good layer of resin. The scent is complicated to describe; it's like cleaning agent or fuel, with a mixture of earthy or woody undertones. The taste is similar the scent, but not unpleasant! Above all, the buds have the high quality factor, could be compared with the better strains we've grown.

I found an unusual mix of both physical and cerebral effects with this strain. Physically it was calming but not at all sedating or lethargic, and it never gave me a hangover the next morning. Mentally I found the strain to leave me curious and alert, but always realistically focused. I often smoked it all day, without any change in my levels of motivation or energy, or boredom from repeated use.



THE WORLD'S LEADING HIGH

Green House
Seed Co.[®]



CREATORS OF CHAMPIONS

Winner of 30 High Times Cannabis Cups
Winner of Highlife Cups in Holland & Spain
Winner of the Champions Cup in Spain

STRAINS	AWARDS
The Doctor	N. A.
Big Bang	3rd HTCC 2000
The Church	N. A.
A.M.S.	N. A.
Himalaya Gold	N. A.
Great White Shark	1st HTCC 1997 1st HIGHLIFE 2005
White Widow	1st HTCC 1995
Arjan's Haze #3	N. A.
White Rhino	1st HTCC 1996 3rd SPAIN 2005
El Niño	1st HTCC 1998
Arjan's Ultra Haze #1	N. A.
Arjan's Ultra Haze #2	2nd HTCC 2005 3rd SPAIN 2005 3rd HIGHLIFE 2006
Arjan's Strawberry Haze	N. A.
Arjan's Haze #2	N. A.
Super Silver Haze	1st HTCC 1997-98-99
Hawaiian Snow	1st HTCC 2003 3rd HIGHLIFE 2006
Neville's Haze	1st HTCC 1998
Arjan's Haze #1	1st HTCC 2004



**THE BEST LOW
PRICE
FEMALE SEEDS
IN THE WORLD**

Visit our new Seeds & Gifts shop!

LANGEBRUGSTEEG 11 - RED LIGHT DISTRICT - AMSTERDAM

www.greenhouseseeds.nl
www.kingofcannabis.com



By Weckels

Outdoor growing – indoor blooming (part 2)

The training, pruning and topping of the plants

In this article I will be turning my attention to important issues such as the training, pruning and topping of marihuana plants. Although perhaps to most growers these will sound like straight forward issues, such things are never as easy as they might sound. Whenever we begin talking about doing things like topping plants and / or trimming away excess growth, then there is the chance that we can do irrecoverable damage to the plant. Removing the wrong side branch and / or topping the plant at too early a stage are both actions that can never be reversed or repaired. In answer to such questions as at what point we need to take good care and how we can best go about these activities, I hope all will soon be revealed.



This plant has for a start been raised in the wrong place. The plant shot up like a rocket and could only start to develop properly once it had reached some sun. This plant was rejected as candidate for letting bloom indoors as a result.

In this issue we will be going further with our look at plants in our experiment that we have allowed to grow outdoors and then allowing them to bloom indoors. For the success of this experiment the plants preferably need to be about the same height and have roughly the same dimensions, before they are moved indoors. For this reason we give the plants a little help to achieve this, by training the side branches of the plants, by pruning away any side branches that are too thin and by removing the top-most growing tips of the plants. By doing this we make sure that the plants end up with the same height and size as each other, and thereby give them a better chance of their blossoming indoors proceeding more easily. When you start out with one plant bigger than the other (even if it is just by 30 centimetres), then it is almost impossible to position the lamps at a reasonable height above the plants. Poorly growing buds (thanks to too little light) and an unnecessarily large number of burnt spots are the usual consequences. Problems such as these can largely be avoided by the simple expedient of keeping the plants more or less the same height. When we have raised the plants from clones this is quite an easy thing to achieve. After all, clones are from the same mother plant and as a result usually have more or less identical growth and blooming patterns. When we raise plants from a number of different mother plants all from different seeds, then they often display considerable differences between them in their growth phase and (once we bring them indoors for blossoming) also during bloom period.

It is not particularly easy to get different mother plants to mature at the same



This is how the plants looked before their side branches were tensioned from below and before the top-most grow shoot was removed. Neither too had the weak side branches yet been removed.

rate and in the same shape as each other. However, what we can do to help is make sure during our preparations that the mother plants are raised under exactly the same circumstances. So we need to make sure to start with that the plants are all started in the same sized pots and are given exactly the same proportions and quantities of nutrients. Furthermore it is also best if the various mother plants are all grown in the same location outdoors. If we were to allow one plant to grow in full sunlight and another with only half that amount of direct light, try as you might as a grower, but the mother plants are very unlikely to end up the same in height and

dimension. Similarly, a planting them in a very windy spot will ensure that the plants will choose to remain small and compact in their development. This is in contrast to plants that are raised in a more protected environment, behind a sturdy fence for example. In addition there are often differences between plants thanks to the habits of the people looking after them. So for instance the growers who devote much more attention to their plants are usually the ones who achieve the best results come harvest. This factor is especially important when we let a fellow grower look after some or all of our plants, perhaps because you've already got another four grows on the go and just don't have the space at the moment. Or in Holland when we want to keep under the legally tolerated number of four plants, we might choose to send a number of plants to be 'fostered' by a colleague grower. After all, if we were to choose to bring, say, five plants indoors



A lot of sun and good care will ensure that the plants will develop nice and compactly.




Even though the plants look lovely, the grow shoots on the side branches have not yet reached the best height. It's time that we gave the plant a helping hand.

to let bloom and on top of that we want the very best mother plants, then you can easily be looking at having to raise 10 or 15 plants to choose from among. Should we want to lower the riskiness of such a large number then our only option is to let the mother plants (pre) grow in a number of different locations.

Once we have provided the plants with the same fertilizers, allowed them to grow in the same sized pots – preferably in the same sunny spot outdoors, the next thing to do is simply keep a close eye on the seedlings, all aspects of them. Observe them really well; maybe the first thing that catches your attention is that just in the thickness of the stems of the seedlings there is already a large amount of variety. One seedling has a sturdy stem and is growing firmly out of the ground, whilst another has a very thin stem that is a good two times longer than the other seedling, but which dangles all over the place. When the weather now starts to blow a bit you will soon see that it is the same seedling that is bent over on to its side.

Now we can choose to immediately remove this poorly developing seedling (the one with the really thin stem) and just pop a different new one in its place, even though it is sometimes best to just wait and see for a while. Maybe one seedling has just had a bit more luck than the other one, but this does not mean that the less good looking seedling will necessarily develop into a poor mother plant. It often happens that a seedling gets nibbled on by a snail, for example, which can do great damage to a young plant. It also is not unheard of for a young seedling to get partially



In this photo you can clearly see how the side branch is being held down by the tensioned string. In this way we stimulate the plant to develop the width of her side branches.

FERRO



Standard nutrients and Regional nutrients

U.K. Distributor:

ACORN WHOLESALE

P.O. Box 212
ME13 8WU
Faversham
Kent

Tel: +44 (0)845 1588946
Mob: +44 (0)7979 675485
Fax: +44 (0)179 5536747
www.acorn-wholesale.co.uk
info@acorn-wholesale.co.uk

HYDROGLO
HYDROPONICS/ORGANICS

The Top Store
South Road
Dover, Kent.
CT17 0EB
Tel: +44 (0)1304 203199
hydroglo@btconnect.com

theGrowDen.co.uk

2 Hothfield Rd
Rainham,
Gillingham,
Kent, ME8 8BJ
Tel: +44 (0)1634 239333
www.thegrowden.co.uk

greenfinger
HYDROPONICS

T Marchant Estate
42-72 Verney Road. Unit 59
South Bermondsey
London SE16 3DH
Tel: +44 (0)20 7394 0629
www.greenfinger-hydroponics.co.uk
info@greenfinger-hydroponics.co.uk

greenfinger
HYDROPONICS

16-18 Park Road
Unit 3 Park Works
Kingston
Surrey KT2 6BX
Tel: +44 (0)20 8546 3444
www.greenfinger-hydroponics.co.uk
info@greenfinger-hydroponics.co.uk

burnt, because the grower planted it in a sunny moment or watered it in an unfortunate way (by also making the seedling wet with water). To the grower the badly damaged seedling looks like a lost case, but young seedlings can repair themselves at an amazing rate, sometimes even developing themselves two main stems. These double headed plants as I call them are ideal for encouraging to develop nicely and broadly. They pretty much do this automatically themselves anyway, because they cannot immediately grow upwards. These plants, once they have been brought indoors to bloom, really do make for a happy grower. The double headed plants frequently produce top harvests, because they can better spread the weight of the flower heads much better than their single headed sisters that only have one main stem at their disposal. The plant also keeps itself much better in balance and that is something we will notice as a positive thing too.

A well developed plant with a single stem risks falling over should the soil in the pot be allowed to get too dry for example. Big plants use a heck of a lot of water and it regularly happens that the soil is allowed to dry out and therefore the weight in the pot is no longer enough to provide enough ballast to keep the plant right way up. In short, the weight in the crown (this later plays a crucial role once the flower heads begin to develop) is now greater than the weight in the flower pot with its (too dry) soil. This is a problem that will not so easily arise with a two headed plant.

Training their side branches

When a plant has been allowed to develop her side branches nicely outwards, this can offer a big advantage in that she will eventually produce a lot more growth shoots on these side branches as well. Given the fact that these growth shoots can turn into lovely white buds during the flowering period, then you can see why nice, fat plants can be such a better proposition than their skinnier counterparts. Well developed plants also happen to produce many more buds as well, which are in addition of much higher quality, and so all in all you end up with a bigger, better harvest per plant.

It will certainly come to your notice that with one plant the side branches will grow much more in height, whilst another plant will have side branches that develop more in width. But even so we can help the former, skinny plant to develop more width-ways. By tying down the side branches of a high-growing plant with string they will be drawn further apart from each other and thus be stimulated to develop more in width. In contrast to the experiment I described previously, we do not fasten the strings to tent pegs or stakes in the ground, but rather we tie-off the tips of the strings at the bottom of the main stem. In this way we will still be able to easily move the pots around and they will be able to get the sun at all times of the day. This is all to the benefit of the growth and so essential to the good development of the plants.



Here it is clear to see which side branches have been put under downward tension. Thanks to this, eventually the plant will develop a fair bit better.



Just a couple of weeks later, but the plant is developing noticeably better. Note especially how well the plant has developed in width.



The knot right under the removed growth shoot from the top of the plant has a lot to endure (thanks to all those tensioned strings pulling her branches down). With the aid of some more string I tried to prevent further tearing at the knot where the side branch met the main stem.



Watch out well for gusts of wind. The plants easily fall over (especially when the soil in the tubs has dried out a bit at the end of the day) and they can be irreparably damaged as a result.



As well as tensioning the side branches downwards, we also remove the top-most growth shoot. In this way the plants will all end up reaching the same height.



When the removal of the top growth shoot (also called topping the plant) does not go according to plan and the plant continues to leak feed sap, we can use a clothes peg to pinch shut the wound (and so too the sap stream) shut. The wound will then heal quickly.



The growth shoots on the poorly developed branches, the ones we trimmed off, are nicely recycled as clones. We do still have to separate out the male plants from the females. I usually let the clones take root outside before I bring them in and put them under a lamp to bloom.



We need to take good care that the string that we attached to the bottom of the stem (that we keep the side branches tensioned downwards with) is not allowed to cut into the bark.



Here is the result of a plant which we have nicely trained the side branches and removed the top growth shoot. Nearly all shoots are now growing at the same height and can therefore fit nicely (at a later stage) under their lamps.

Once we have tensioned the side branches downwards with the aid of string and tied the ends of these strings to the bottom of the stem, then we need to keep a close eye on the plants. If the tension on the side branches is too great then they risk tearing at the knots. The knot of the plant is the point where the branch meets the main stem. If even small tears develop at the knots on the main stem it can be fatal for the whole plant. A small tear often quickly becomes a bigger one (all it takes is a sudden gust of wind), thanks to which it can spread and several branches can be torn off in one go. Once this has happened then the damage for this plant that was destined to have bloomed inside is no longer recoverable and the plant is removed from the experiment.

Happily, marihuana plants are one the most mysterious of all plants and they possess all kinds of qualities that have left many growers scratching their heads in amazement. Believe it or not, but as soon as small tears develop in her bark, the marihuana plant automatically begins to manufacture thickening tissue, with which she attempts to repair her damage. What is remarkable about this process is that very often the struggle has made the plant even stronger and sturdier than she was before she was damaged (by the small tears in the bark). The spot where the small tears were, thanks to the formation of new tissues, is a good two times as thick as it had been.

In short, the plants strengthen themselves where they need to, so that similar problems will not occur there again as easily. But I would still recommend that growers do not let it get that far. The difference between one or more broken off side branches or a knot that repairs itself in time is minimal and thanks to that it remains a precarious adventure. That is why it is much better to put some tension on the side branches (by all means), but not so great that it puts the plant at risk of losing her side branches. A little experience and a bit of sensitivity to what kind of tension the side branches can withstand are skills that are needed here.

As well as the knots on the plant we also need to keep a good eye on the bottom of the stem. The strings that are tied to it can easily cut into the bark. Another problem here is that the plant also begins to increase the width of her stem quite considerably just at the time when we are trying to tie down the side branches to encourage them to spread wider. In short, if we do not keep a good eye on the strings and the growth of the stem, severe damage can be done by them cutting in to the bark.

As well as a badly growing stem, such damage can also open the door to innumerable diseases and cause oozing wounds. It will also cost the plant a huge amount of energy to repair, all the while leaking her valuable nutrient sap. We are better off avoiding this whole situation, and this is quite easily done by every two or three days just undoing then redoing up the strings to the stem. This method does of course cost you extra work, but it will also save you a whole load of trouble!

The buds of the plants

As well as encouraging the plants to develop in breadth it is also important to keep them growing at the same height (in order to make sure that the lamps still have a reasonable amount of room at later stages of their development). Since one plant will tend to grow faster than the other, there is nothing else for us as growers but to nip off the top growing shoot (the one in the crown of the plant) of each plant as it reaches the predetermined ideal height. In growers' jargon this procedure is known as topping a plant. Topping our plants is not actually very difficult, provided that we do it with a little care and attention.

Some growers simply cut the uppermost growth shoots off, but I prefer to gently pinch or snap the single grow shoot at the very top with two fingers. By doing this you limit the wound inflicted on the main stem considerably and avoid the plant losing an unnecessary amount of feed sap. There are various sap streams that flow through the stems (and main stem) of the plant that provide the whole plant with nutrients. Were we to just snip off the growth shoot with some scissors then very often this will leave a sharp (trimmed) tip and the plant will have some difficulty healing the whole wound. An unnecessarily large (nutrient) sap loss for the plant is the result. What's more the healing of the wound is also extremely important as this is always a critical spot for attack by moulds and suchlike. Should the wound not heal and sap continues to flow out of it, this forms an ideal source of food for fungi and / or pests.

To prevent this from happening, for a start we can try and remove the growing tip as early as possible. If it turns out that we have not kept a close enough eye on the height of the plant and we find that we have to trim off the top (for example) 20 centimetres (in order to get it back down to the required height), this will have dire consequences, given that the wounds inflicted when trimming back by 20 centimetres to the side branches (taking that much off will require some side branches being removed too) will

be much greater. If we are more timely in our removal we can just pinch the top-most growth shoot carefully off the crown of the plant, so that we also pinch the stem shut and so prevent the sap streaming from the wound. The plant can now more easily repair the damage it has incurred.

Should the plant then still continue to lose excessive sap, which is what is happening if we see the leak continue to stream, then we can stop the leakage by staunching the wound by sticking a clothes peg on it. This maybe sounds a bit weird, but it works a treat. What is more the clothes peg makes it easier for the plant to repair the wound, since the tissues can be more closely pressed together. The plant will now quickly make new tissue again and plant will be stronger than ever before!

As well as the above mentioned methods to help the plants develop well, we can also give them a helping hand by regularly turning the pots. In this way the plants will be given direct light from all sides and that will be to the benefit of their growth. When we do not turn them then we will very soon have problems with wonky growing plants and / or plants which have a great looking front (where the light falls), but at the back (where the light has rarely shone) there has been very little development. These are important aspects to bear in mind all the time, because before we get to take our plants indoors for blooming we have to make sure that we have marihuana plants that have developed more or less perfectly. So all around the plant there should have developed strong side branches, on which later robust flower heads will (can) grow. For this reason, thin and / or poorly developed side branches are best removed as soon as they are diagnosed. What's more the plant also needs some time to heal the wounds of their removal with binding tissue, so that it will automatically have a new bark layer.

The poorly growing side branches and / or other growth shoots that we have removed during the growth process we can nicely recycle to make clones out

of. The plants for the outdoor growing – indoor blooming experiment I had raised from seeds, and that is why we need to separate the males from the females, when the seedlings begin to develop into plants. I have outlined the principle in the past. And it is really easy anyway. From each plant we take a growth shoot (for example one of the poorly-growing side branches that we have removed) that we first allow to take root (make a good note of which shoot comes from which plant, for which it helps to number the pots!). Once the growth shoot has rooted and therefore has transformed into a clone, we place it under a lamp. The lamp of course must be the only light source, so make sure that the space where the clones are stood is only illuminated by this. Once the clones are under the lamp, then set the number of hours' light they receive to 12 and the clones will have begun to bloom within two weeks. Now it is a simple matter of looking which clones are male and which are female. Then we simply remove the male clones (they usually bloom earlier) and then based on the numbers on their pots we can then remove the father plants (they're male, remember) from the main grow site. The father plant can best be destroyed immediately, unless we are planning to use him for fertilising a mother plant. This pollination of the female plants has the advantage that we can create new, strong varieties ourselves, because we can cross them with each other. It can be an idea when we are halfway through the summer, when the plants are on their way indoors, to take a number of cuttings from each mother plant before she is brought into bloom, from which we can make a nice selection and therefore we have no need of male plants.

In the next article the plants will have matured into real bushes and we will be looking at bringing them indoors for their blooming. The indoor space where the White Shark plants will be doing their blooming happens to not be in the same neighbourhood as the outdoor spot where they are being raised. So we'll be looking at how to pack up the plants, how to transport them, and how we will be making preparations for them making the big trip indoors.



Thanks to all our efforts the plants have now all more or less reached the same height. Now we just have to get them indoors.



To finish off, here once more are the five loveliest mother plants in a row. If you compare this photo with the photo taken before all our treatments, you can clearly see that the plants have done better as regards dimension. All our efforts have been amply rewarded!

House & Garden

V A N D E Z W A A N



AQUA FLAKES NUTRIENT A&B

House&Garden Aqua Flakes Nutrient are Specially developed for closed systems flakes & rockwool is an absolute must-have for all self-respecting commercial gardeners. The smart composition of the various elements provides commercial gardeners with the ideal means of ensuring the optimal nourishment of the plants both in the growth and the flowering period.

House & Garden

Tel.: +31(0)6 - 10939412

Fax: +31(0)36 - 5369965

E-mail: info@house-garden.nl

The Cat that got the Cream *Part 18*



Harry (*not his real name) is an Englishman in his mid-thirties who has spent the better part of the last decade living in a remote hashish-producing village in India. Having settled in India Harry started to bring back a small amount of some of the finest *Himalayan Cream* on his regular trips back to the UK. Here he talks about his exceptional hash and the trials of smuggling with Soft Secrets UK.

By Chris Marchand

SSUK: So, Harry how did you get involved with bringing hash to the UK from India?

I've always been into smoking hash and to me; there is no better hash than the top grades produced at high altitude in Northern India. I got to know some farmers in the region and settled in a village renting a house from a farmer. Smoking a chillum together is one of the great pleasures of living in India. It is a very sociable and ritualised affair. I began bringing very small bits back to smoke while I visit England because I knew I wouldn't find anything as nice here (no offence). My friends who were really into their hash were blown away by it. After a little while it made sense financially to bring some of this stuff back to people I knew back in England who would appreciate it and to help support my life there.

Where about in India does the hash come from?

It comes from the north, above Delhi in the valleys leading up to the Himalayas. That area has always been well known for the quality of its hash and as a result it is often seen as a centre of smuggling just the same as Morocco or Afghanistan. Coffee Shops in Amsterdam and things like the Cannabis Cup have made names like *Manali* synonymous with high-grade. Also, the constant influx of tourists, in particular young Israeli travellers, coming to the region to score large amounts of

hash has brought attention on the region as a major hash exporter. I heard recently that the authorities had recently started checking national Indian mail as well as courier parcels for hash being sent and in the first week they found nearly 50kgs in separate parcels.

This is why I only bring small amounts back. For me up to a kilo is sufficient and I only bring the highest grades back so I can charge a reasonable price for it and will never have trouble shifting it. If you are only going to bring a small amount back you want to make sure it's as good as you can get.

Tell us about the hash – or *Cream* as it's known locally.

This hash is proper *Indian Cream*, the highest-grade charas. I usually bring back two grades so that I can offer one at a slightly cheaper price but both are exceptional (after a couple of chillums SSUK can agree – ed.). It's all hand rubbed by the farmer's family and worker villagers who have been doing this all their lives. They know how to properly rub the buds to get the best hash. There's a real technique to it that takes a while to perfect, otherwise the hash becomes tainted or else the process takes forever. This way the cream is jet black and really soft and pliable. The stuff I bring back is rarely ever exported and usually reserved only for the farmer and close friends. I'm lucky to be close enough to get some to bring back, especially as a westerner. People here (in the UK) are always pleased to see

me because they know I've got some rare hash that you just don't find these days. Even in the days when lots of charas was exported it was almost always the lower grade stuff. That stuff is still unadulterated hashish but like all things when it goes commercial quality is lost and after the first rub or two the hash becomes full of fibre and green matter. At least it's still part of the plant but it takes away from the enjoyment of smoking it.

And what about the plants it's made from?

The plants grow all the way up the south facing side of the valley. In the area cannabis plants can be seen growing wild all over the place. The plants used in the hash are cultivated in fields and tended to by the local villagers. Generally the stuff grown at higher altitudes, say 9000ft plus is the best. That stuff is harvested in winter while the plants from the lower valleys are harvested in summer so the time of year can affect the hashish.

What is the deal with farming cannabis on a big scale? Do the authorities try and stop it?

It's a complicated issue and depends on the region you are in. Like I said, we are way off the beaten track and we don't get the tourists so we get less unwanted attention. There are allegations that some villagers are encouraged to grow cannabis by the exporters and that the same exporters are major fundraisers for the politicians representing the region. I think it's all really pressure from outside of India.

A couple of years ago the government did send the army up to our village. I was sat at home when one of the villagers came and told me the army were on their way. You might think panic would break out but being in the valley means that you can see the one road from miles and miles away so we all casually watched them making their way up into the valley. As a Westerner I would have been conspicuous and I didn't want to be around when they arrived, as my presence would draw particular attention to the village, so I took some things and trekked a little further up the valley.

I got a bit further up and came across a clearing where there was a family having a picnic which they invited me to join. So I sat there eating beautiful food, smoking my chillum and watching the army going about its business for a few hours until I saw the little train of ants march back off down the valley. When I came back it turned out that the army had intended to destroy all the fields and fields of cannabis plants and to do this they had brought with them: one saw! At this point the plants were huge, each about eight or nine feet tall with stems about six inches in diameter. I think they managed to chop

down three plants before giving up. That was the last time they bothered coming up there.

At this point Harry begins to load his chillum again and tells me this is how they smoke in India and so it's how it should be done. SSUK won't complain. The clay pipe is filled half with little sausages of Cream and half tobacco from an Indian Gold Flake cigarette that has been gently roasted over a flame. A small piece of cloth (Saffy) is put over the end and the chillum is lit and passed around until everyone has had a good hit.

As a hash connoisseur what do you think of modern hash making, such as ice extraction?

I first smoked bubblehash here in England a few years ago and was very impressed at the strength and purity of it. It's true that there is a flavour and spiciness that comes out in Indian hash that is missed in hash made from homegrown plants. Also the varieties grown here indoors are such a mixture of genetics that the flavours become more complex and overlapping. With our charas the plants have been grown in the ground in full Indian sunshine and at high altitudes. That's always going to be hard to beat.

Having said that I did take a set of Bubblesacs out with me to India to give them a go. They asked me what they were at customs so I told them they were a cheap method of washing your clothes in the river and they bought it.

How did the hash come out?

Pretty well. The bags worked great. The only problem was that the guy making the stuff firstly blended all the grades from the sacs into one kind of hash and secondly he pressed it with a little moisture still in it, which tainted the flavour slightly. Using water to extract is a good method, you just need to make sure there's no water left in it when it is pressed which is completely different from hand-rubbing buds so he can't be blamed for it.

Was the Bubblehash method new to people out there?

To a lot of people yes, but actually water-extraction is not unheard of – especially since the *Ice Cream Man*.

Tell us more...

The Ice Cream Man was a European guy, German I think who devised a method for extracting glands off a fields worth of ganja in one go. Like making bubblehash on a massive scale.

What he had done, basically, was go a long way up the mountain to a totally remote spot where there was a river of



pure melted snow running down from the peaks. At one point the river had created a series of pools one above the other. What the Ice Cream Man did was build a crane overhanging the top pool with a net big enough, like I said, to hold about a fields-worth of plants. Further down in the next pool he could dam the regular flow of the river and divert it through these giant pipes with screens inside for catching the gland. It was a perfect natural ice-water extraction system and for a while he was producing big amounts of unbelievable pure bubbling hash that everybody knew as *Ice Cream*. And on a ridiculously large scale too, considering the quality of the stuff.

So, what happened to the Ice Cream and the Ice Cream Man?

Well, eventually his operation got noticed and he was grassed up to the authorities by some locals. Unless you are very well accepted local people can be a liability as there are plenty who are happy to sell out a westerner for some personal gain or to get themselves out of trouble with the authorities.

Did he get caught?

No, he was saved by the fact that his operation was so remote. Same as I mentioned earlier, he saw them coming and had plenty of time to get away but they did clear out his house and seized all his stuff. And they destroyed the Ice Cream set up, which was a real shame.

Have you ever been caught bringing hash back?

Touch wood – No. With smaller amounts carried on your person the risk is not so high. It’s all about confidence. I seem to be one of those people who can drift by virtually unnoticed. It does take its toll sometimes, though.

How exactly to you get it all through customs?

Sometimes on my person, perhaps in the soles of my shoes but most of the time the hash is divided into small pieces and I swallow them down and carry them back in my system. It may not be the easiest way to carry hash but it is certainly the safest and probably the reason I have been doing this for so long with out any trouble.



Can’t that be dangerous?

Not if you know what you are doing and take the right amount in the right size. It can be a pretty arduous task swallowing down that many large pills of solid hash. It sits pretty heavy inside of you. You know you’re going to have to crap them out at the other end so you have to bare that in mind. High-grade charas is soft and easy to mould so you can put them into appropriate smooth shapes. Put it this way, there’s no way

I’d bring back any other type of hash this way. And as you know, hash is completely non-toxic and so there’s no real serious danger as there is when people smuggle cocaine or heroin that way. Having said that you want to be as certain as possible that all bits are wrapped and sealed completely. If you started to digest the hash it would make things a lot harder. All my pieces are hermetically sealed - don’t worry about that. The hash does not come into contact with anything but the wrapper it’s in.

Have you ever had any bad experiences with this method?

There was one time when I had swallowed a fair amount of hash to bring back. I don’t know if you’ve ever tried it but swallowing down lumps of hash isn’t easy and carrying that much around inside you can be pretty tough.

So, anyway, I had swallowed all my parcels and took my connecting flight to Delhi but there was a problem with the rickety little plane we were in and we got delayed getting to Delhi. As a result I missed my flight to the UK and had to wait twenty-four hours before the next one. This obviously posed a problem for me, as it fucked up the timescale and I couldn’t risk it passing through me on the plane or in the airport. You have to get your timing right and the delay screwed things up for me. So, I’m holed up in this hotel room in Delhi and, to cut a long story short, I had to throw up all the hash in my stomach, wash it off and re-swallow it the next morning. Thing was, I couldn’t face going through it all again and so I ended up leaving a fair amount behind, which cost me. But then, that’s how it goes. To be honest, some people might not like the idea of the hash going through somebody’s system but when it’s all done properly and sealed there’s really no better way. I have brought bits back in my shoes etc but these days, since 911 and all that, that has become less of appealing option. Best take it through internally. I had a friend in Morocco many years ago who was sending back fair amounts of this really nice hash, proper bubbling *Sputnik*. They always used to arrive in single lumps of around 700 or 800g that resembled giant ostrich eggs or something. Turns out that he was employing some local women who were...how shall I put it?...on the very large side and they were bringing them back as only a woman could...if you catch my drift. The largest one was just shy of 1kg, that’s almost a bag of sugar. I don’t know how they could walk but it’s pretty impressive, all the same.

“The first time I smoked Indian Cream also coincided with growing my first cannabis plant. It was a classic cupboard set up in a student bedroom: 400w HID over 1m_ with a single Afghani/Thai plant in a hydro bucket set up. She had been growing for a few weeks when I scored a small piece of this highest-grade Indian hand-rubbed charas, sold as Royal Cream.

I had just changed the nutrient in the bucket and had sat down to eagerly tuck into a few bongos of this soft black blu-tac. What followed

was one of those true memorable hash-smoking experiences where, despite having smoked ganja everyday for the past year, it feels like you are getting high again for the first time.

The high was overpowering, soaring, relaxing, meditative and thoughtful. All the while I was looking at my vigorous little plant with the pride of a new parent. As I watched, the reflective sheeting covering the walls of the cupboard gave the illusion of an endless white void and there at the edge of the void was my little

plant. As I watched her soft green stems and lush bright leaves they seemed to be basking in the light when all of a sudden I could have sworn that she gave an audible little stretch and grew an extra inch all over! Now I know this is an illusion (either that or I had sat for so long and my perception of time was so impaired it had, in fact, grown) but it gave me immense satisfaction and I knew then that this plant was special because she was to be the first of many and the beginning of a life-long obsession.”

Leon, UK Grower



Cannabis Seeds

NIRVANA

— a state of happiness —

INDOOR STRAINS:

- Afgaan
- AK-48**
- Aurora Indica
- B-52
- Big Bud
- Blue Mystic**
- Bubblelicious**
- Cal. Orange Bud
- Chrystal**
- Citral
- Four Way
- Haze
- Haze 19 x Skunk
- Hindu Kush
- Ice**
- Indoor Mix
- Jock Horror
- K2
- Papaya**
- Master Kush

- Maroc x afgaan
 - Misty**
 - Nirvana Special**
 - Northern Light
 - NL x Big Bud
 - NL x Haze
 - NL x Shiva
 - PPP**
 - Shiva
 - Silver Pearl
 - Skunk #1
 - Skunk Red Hair
 - Skunk Special
 - Snow White**
 - Super Skunk
 - Top 44
 - White Rhino**
 - White Widow**
- ** = "White Strains"

OUTDOOR STRAINS:

- Durban Poison
- Early Bud
- Early Girl
- Early Misty
- Early Special
- Hawaii Maui Wau
- Hawaii x Skunk 1
- Hollands Hope
- KC33 x Master Kush
- Mixed Sativa
- New Purple Power
- Swazi
- Swiss Miss

100% FEMALE STRAINS:

- Kaya
- Medusa
- Northern Bright
- PPP
- Snow White
- Super Girl
- Wonder Woman
- Venus



ABSOLUTE ORGANIC



GROWTH SOLUTIONS

Nirvana - shop

St. Antoniebreestraat 14
Amsterdam, the Netherlands

Nirvana - warehouse

Toldwarsstraat 24 winkel
1073 RR Amsterdam, the Netherlands

Tel. 0031 (0)20 364 0233

Fax. 0031 (0)20 671 3745

Mobile 0031 (0)654951609

info@nirvana.nl

www.nirvana.nl



HAPPY IN THE HAZE

BY ROBBIE BONHAM (.com)

WHERE'D I LEAVE MY KEYS?



HMMM, WHEN YOU THINK ABOUT IT, WE'RE ALL LIKE KEYS...



SOME OF US HANG AROUND IN BUNCHES... SOME JUST HANG ON THEIR OWN...



NO WAIT! IT'S LIKE... THE UNIVERSE IS A DOOR, AND ONLY SOME OF US CAN UNLOCK IT!



AND IT'S LIKE... WHEN YOU'RE STONED, YOU BECOME A SKELETON KEY, ABLE TO OPEN ALL THE DOORS...



MAN, THAT'S BRILLIANT! I HAVE TO WRITE THAT DOWN! BEFORE I FORGET IT!



JEEZUZ, THIS PEE IS TAKING ME AGES...



WHERE'D I LEAVE MY KEYS?



THE SENSI SEED BANK®

THE FIRST SEED- AND GROWSHOP IN HOLLAND ▶ ESTABLISHED IN 1985



Get the Best! Buy Original!

Seeds, the most important investment you're going to make.

The Sensi Seed Bank is the producer of original seeds like: Northern Lights®, Jack Herer®, Big Bud®, Shiva-Shanti®, Super Skunk®, Mother's Finest®, etc.

BEWARE OF AMATEUR IMITATIONS! BUY ORIGINAL, BUY SENSI SEEDS.

Sensi Seeds strains are established and have been highly recommended over and over by leading cannabis cultivators around the world.

"Best Seed Company" High Times
"Best of Double Blind Test" High Life



Order online at:
www.sensiseeds.com



Northern Lights®



Jack Herer®



Big Bud®



Shiva Shanti-1®



Mr. Nice®



Super Skunk®

The Sensi Seed Bank Forum



WWW.SENSISEEDS.COM

Visit us at www.sensiseeds.com for daily discussions on international laws, legislation and growing medicinal herb cannabis. Get in depth information on Sensi Seeds' strains and view photos displaying their beautiful characteristics. Joining The Sensi Seed Bank forum is 100% free, fun & educational!

The Sensi Seed Bank Catalogue

104 pages of full colour information on your favourite plant


- Beautiful bud photo's and clear descriptions with harvest times and yield data
- Grow room equipment and supplies • Books, a wide range from growing guides to cultural history • Video's, from step-by-step guides to Cannabis-entertainment
- Cannabis lifestyle products • Smoking accessories • Lots of practical information on growing, different grow systems and how to get the best results from using Sensi Seeds • Special booklet on Industrial Hemp included
- Available in these 6 languages: English, Dutch, Spanish, German, French and Italian.



The catalogue will be on sale for € 2.50 in all our shops and at your local official Sensi Seeds dealer.

For any information on our products or to order The Sensi Seed Bank Catalogue: www.sensiseeds.com
E-mail: info@sensiseeds.com

Purchase your Sensi Seeds only at official Sensi Seed Bank retailers located throughout the UK or order online at www.sensiseeds.com



Live plants of top Dutch cannabis varieties are on display in our Amsterdam showroom.

The Sensi Seed Bank, Oudezijds Achterburgwal 150 Amsterdam
Tel. +31 (0)20-624 03 86. Next to the 'Hash Marihuana & Hemp Museum'.

The Sensi Seed Bank, Nieuwendijk 26 Amsterdam. Tel. +31 (0)20-423 48 20

The Sensi Seed Bank, Henegouwerlaan 73 Rotterdam. Tel. +31 (0)10-476 32 52

www.sensiseeds.com E-mail: info@sensiseeds.com

Late bloomers in Ljubljana

Fifteen years ago the republic of Slovenia broke away from the Yugoslavian Federation to establish itself as an independent state. Slovenia, not to be confused with Slovakia, is with just two million inhabitants one of the smallest countries in Europe and has in Ljubljana also one of the smallest capital cities. In recent years the numbers of people coming to visit Ljubljana from all corners of the world has been increasing dramatically. An introduction to this popular – and cheap – travel destination where skinning up a joint and smoking it is not turned into a heavy drama.

By Balthazar de Leeuw and Natasja Zupan



Night time in the city centre

“The great thing is the relative peace. Ljubljana is not as hectic as other medium-sized cities such as Brussels or Amsterdam, but it still has everything to offer,” said one Belgian tourist when I asked him what he thought of the place. I met him at one of the many jewellery stalls down by the river in the centre of the city. He nicely summarised the city scene for me.

Ljubljana has barely 300.000 inhabitants and when you wander through the city, it feels like it too. Although here too the number of cars on the street is starting to raise some concern, noise and air pollution are still kept within reasonable limits. The old city centre is largely car-free, thanks to which the atmosphere benefits. The old hill-top castle and the River Ljubljanica, that cuts through the city, set the picture.

You will find many bars and restaurants and when the sun is shining the many terraces are packed. When the weather is clear, in the distance you can see the snow-capped mountain tops of the Kamnic Alps (you only need to travel 30 kilometres to the north to come across the first ski resorts). Just ten minutes walk from the centre there is the gigantic Tivoli park, where you feel as if you are out of the city altogether. People are strolling about, sun bathing or they just sit and

read a book under one of the marvellous old trees. What is immediately noticeable is the high number of young people in the city. That is because in the field of study and education, Ljubljana is still the biggest city in Slovenia. Although alcohol is by far the most often used drug among Slovenes, research has suggested that a quarter of people in the age category 15 to 19 smoke marihuana.

Ganja

“I remember that my grandmother grew weed in her garden. She used it for medical purposes, such as relieving pain and for more serious complaints, such as having given birth to a child,” recalls Maria, a woman in her 40s who has been smoking for more than half her life. She also talked about how in the 1970s and early 80s of the last century, in what was then Yugoslavia, the police were pretty tolerant about the smoking of joints. I have to say this came as something of a surprise to me. “We smoked out on the streets and inside bars, but I never had any problems with the police.”

Bani has been hanging around in the growers and smokers scene since 1981 and serves as our local historian of the subject. From the middle of the 1970s to the mid-80s, people grew on a fairly small scale outdoors. Back then there

were only a few people who had set up large outdoor plantations. Round about 1985 people also started to grow indoors. That had to do with the fact that the Yugoslavian authorities had started to turn up the pressure, making life harder for the growers while also beginning to check ships inbound from Africa for whether they had weed on board. From that moment on supplies from Amsterdam started to rise, primarily by road. What is more, the advantages of indoor growing became more evident; people could grow and harvest the whole year round and the plants were hard to discover. The number of growers increased. The seeds continued to come mostly from Amsterdam, thanks to their quality and the long-lasting ties that already existed between the two cities. The locals had learned a lot from Amsterdam.

In the mid-1990s a lot of weed was coming out of Bosnia to Slovenia, where it was called Albanka (Albanian). This was a bit weaker than the indoor weed, but also three times cheaper. At the same time the pressure from the police on soft drugs died back a bit – they now had their hands full dealing with hard drugs, especially heroin. Around this time the first grow shops also opened in Austria. Up until then people had simply bought their grow gear in the local electrical goods shop; now they could get from Klagenfurt, a town just over the border, all the growing paraphernalia they wanted. Bani added that people in Ljubljana began growing on rock wool about five years ago and that these days most commercial growers now grow on rock wool.

Six or seven years ago there were a few bars in Ljubljana that dealt weed. They operated more or less the same as the coffee shops in the Netherlands. The police had a crackdown and the bars were closed down. These days you can still get hold of weed in certain bars; ones where you can find a house dealer. Organized dealing first began in Ljubljana around 1982. The police don't worry themselves too much about what goes on in these bars. Here's a tip: if they sell cigarette papers in a bar, you can probably assume that they also sell weed and / or hash. But be discrete, because thanks to it still being illegal the dealers can sometimes react a bit hot-headedly, warns Bani.

The hash is imported, mostly from Morocco and Amsterdam. The quality

If you let people smoke in your car, then you can go down with them, whether you were smoking or not, for a jail stretch of from three months to ten years.

of weed is better than it used to be and more easy to get hold of. The prices vary from six to nine euros a gram. The weed comes from all kind of sources: indoor, outdoor, home grown, imported. There's a good selection. The local outdoor weed is generally of outstanding quality. The continental climate with its warm summers is very well suited to growing outdoors. This is why this is still the most popular method, but the fact is that getting hold of all the indoor equipment is still a huge financial hurdle for most young Slovenes. But the closer

the summer gets, the scarcer the outdoor weed becomes. The most popular indoor weeds are the varieties that score well in the weed competitions like the Highlife Cup in the Netherlands. The seeds of these weed varieties are the most requested and are usually picked up off the internet. The indoor weed is all called just 'skunk' here. It costs about seven



Skunk also does well outdoors in Slovenia

or eight euros per gram and the price of the outdoor weed varies from two to six euros per gram.

Magic mushrooms are also available in Ljubljana and are grown in local laboratories. Just as with weed, all the necessary growing materials are available over the border in Austrian grow shops. The price of the shrooms varies from five to twenty euros per gram, depending on the quality. To get your hands on shrooms, LSD and good ecstasy in Ljubljana you have got to have contacts. It is not difficult to get hold of pills at a party, but caution is recommended as you never know what exactly you're getting. A pill costs between four and six euros.

At the beginning of May in Ljubljana, just like in hundreds of other cities around the world, the Million Marihuana March takes place, during which the familiar call to immediately cease the ban on marihuana will be made, and of course a lot of joints will go up in smoke while doing so. Thanks to previous experiences, it is not expected that the



Cannabis activists express their opinions



Albanian weed



Slovenian sativas outside? Thanks to the national climate, no problem

Regulations

According to the Slovenian law, marihuana – just like heroin – belongs to the group of drugs that are very damaging to health, and which may not be used for medicinal ends. Although the law only recognises one variety of cannabis (*Cannabis sativa laticia*), all plants that contain THC are forbidden. Use of cannabis is not technically illegal, but there is a catch: possession is, and if you're smoking it, you're holding it! Possession is an offence. If you are caught, then you will probably get a fine of 200 to 600 euros or do a maximum of 30 days in jail. Possession of very small quantities (like, enough for a single joint) is punished with a fine of between 40 and 200 euros or a maximum of five days in the clink. The punishment can be lighter if you elect to follow an anti-drug addiction programme.

If they sell cigarette papers in a bar, you can probably assume that they also sell weed and / or hash.

Dealing is another story. Trading in marihuana is a crime. Possession with intent to sell will deliver a jail sentence of up to ten years. So it is strongly not advised! Being in a position where you might have been smoking is also a crime: if you are for example caught in your car and some people are smoking, then you go down with them, whether you were smoking or not, for a jail stretch of from three months if you're lucky, ten years if you're not.

There two instances where the possession of cannabis is allowed: for scientific research and for industrial uses, for which you need a compulsory permit from the ministry. Since the end of the 1990s farming marihuana has been allowed for these industrial purposes (for cosmetics, textiles, and so on).

In practice the police are not very active in searching out and hassling growers and smokers, just as they were not so active back in the days of Yugoslavia. As regards drugs legislation, there are divisions among the politicians of Slovenia and it looks as if they are following the broad 'European' trend: indecision.

The most popular indoor weeds are the varieties that score well in the weed competitions like in the Netherlands.



Former barracks Metelkova

Nightlife

More than 10,000 cultural events take place each year in Ljubljana, including 10 international festivals (among them, the Ljubljana Summer Festival, the Grafic Biennale, the Liffe Film Festival, the Ljubljana Jazz Festival and the *Druga Godba* alternative music festival). As for what goes down in the alternative (youth) culture in Slovenia, Ljubljana is by far and way the most important city. The one drawback is that the centre is only open until one in the morning. Every year in August the traditional summer festival is held with many international concerts on an open air podium. Entry is free.

The most important hot spot for the alternative scene in Ljubljana is the **Metelkova** squat complex, situated in the middle of the city (5 minutes from the train station). In the various buildings can be counted four halls and four clubs. The biggest halls can hold about 300 people. Then there are about 25 studios, workshops and a music studio. There is also a building in which around 30 different social and cultural institutions are based, a hostel, two galleries, a hard rock café, a gay bar, a lesbian bar, an anarchist library and a smaller club, and an initiative for young disabled kids. The different halls offer various music genres and concerts. You've got metal, punk, electro/dance, alternative/ experimental jazz, rock, funk, reggae, folk... Films are shown, theatre, dance and experimental exhibitions, readings and festivals held. For many exhibitions entry is free, while for other entry prices range from two to five euros.

Youth Hostel Celica occupies the last building renovated in the Metelkova complex and was a part of the barracks of the Austro-Hungarian army, built in 1882. The building served until 1991 as a military prison until the Yugoslavian army left. More than 80 artists took part in the de artistic renovation of the building. The 20 former cells are now all unique creations in which the guests of the hostel can spend the night. The original bars on the doors and windows have been kept intact. The hostel also of course offers classic youth hostel rooms with several beds in each. The Eastern café is worth a visit. You can hire a water pipe, but you are only allowed to smoke legal substances such as tobacco in it. There are art exhibitions and weekly jam sessions also in the hostel. The hostel is *the* cheap spot in Ljubljana to crash (from 16 euros a night). And you will find yourself in the heart of the alternative scene. Reservations recommended! (www.hostelcelica.com)

Club **K4** was opened 16 years ago and has a legendary status in the alternative scene. It is found in the city centre, at Kersnikova 4, from which it gets its name. The club played an important role in the introduction of new experimental music to the Slovenian public. K4 It was also the first place

to open its doors for the gay scene, with the famous Sunday 'pink disco' nights. Come here and you can expect a ever-changing programme of local and foreign DJs, concerts, theatre-, dance- or film presentations and fashion shows. The atmosphere is laid back, you meet students all over the place along with other people who try and avoid the more commercial discos.

In 1919 the arts institute **KUD France Preseren** was set up, named after the greatest Slovenian poet, France Preseren (1800-1849). This poet lived during the Romantic era, was a jurist, a lover of drink and it is said, a regular visitor to the opium den. One of his poems, the *Zdravljica*. was made the anthem of Slovenia after independence. The poem is about wine, women, friendship and freedom for all people - that is something refreshing compared to Holland's references to 'Duitschen bloed' and the 'koning van Hispanje'! (or indeed asking God to save our own gracious queen – ed). The KUD offers a lot of concerts, theatre and dance presentations and has an art gallery.

If it is rather more robust noise you're after, then the **Orto bar**, after Metelkova, is the place to be. On the ground floor is a spacious, Bordeaux-red bar and upstairs a dark, smokey space where the bands play. Here rock, heavy metal, punk and blues concerts are held.

At **Jazz Club Gajo** you can take in jam sessions and concerts by the better Slovenian and foreign jazz artists.



Tranced in Club Lipo

Club **Luna Park** is situated between the old stone walls of the Kodeljevo castle, itself in the middle of a sports park. In this lovely, green environment, after a night of dancing, you can totally re-set your jangling nerves. The musical offering is broad: from electronic beats to salsa, funk, swing and even Argentinean tango evenings.

Club **Jazzbina** mainly puts on jazz, funk and folk concerts. Worth taking a punt is the African night on Saturdays, when refugees from various parts of Africa, who now live in Ljubljana, come together to drum, to dance and despite their often tragic backgrounds, to enjoy life in a way that is rare among the stiffer Europeans.

Café **Plocnik** (Pavement) is an open-air café, located in the centre of the city, quite near to Preseren square. During the Summer, various bands play here each evening.

The **Krizanke Summer Theatre** is an architectural pearl in an unusual setting for an open-air concert. Many concerts are held here in summer, some as part of the Ljubljana Jazz Festival and the Ljubljana Summer Festival. A visit to one of the concerts in the *Druga Godba* Festival, a festival of alternative and ethnic music, is strongly recommended.

Club Lipa is the most popular techno club and is best known for its outstanding programming with many well-known international DJs, a superior sound system with a light show to match. In the summer you can chill out in the club's garden.



Soft Secret

A rock solid recommendation is to buy a bottle of the locally distilled liquor (*domace* means home made). Ask at the stalls selling apples for *zganje*, the collective name for locally distilled (five to six euros a litre). A golden tip: warm the *zganje* up slowly and add about five teaspoons of honey (also for sale on the market) to 2 dcl. *zganje*. Do not let it boil. Drinking this will not get you drunk if you drink it in moderation, but it will get you stoned. I guarantee it!

Please help us through the summer!

Order now at Agro Trading.

Tel.: 0031-251-217250

Fax.: 0031-251-215072



Wholesale Company



Outdoor Strains

Gregorio (Goyo), cannabis photographer and writer demonstrates a field of flowering females in Switzerland.



Introduction

Outdoor growing is more popular than indoor growing in countries with lax cannabis laws. The reason is simple—sunshine is free; lights and electricity cost money. More people grow outdoors than indoors for this simple reason.

Cannabis is a strong plant that can be grown successfully almost anywhere. As long as you pay attention to security, virtually any growing area can be altered enough, often with little effort, to grow a healthy crop.

Do your research before planting. Read garden columns and talk to local growers about the best time to plant and grow tomatoes or similar vegetables, then plan accordingly. Also inquire about common pests and insects. Collect publications on local growing conditions. These are often available at nurseries or through your local department or ministry of agriculture.

You can grow anywhere. For example, one of the first guerilla crops I planted was on a freeway on-ramp in a city in the Northwest U.S. in the 1970s. I planted seedlings in a clay soil in a blackberry infested environment in late June. I gave the plants a single application of time release fertilizer. By late September there were short little female plants with dense little buds to smoke. The harvest weighed in at just under a pound of fragrant but leafy little buds. Everybody called it “homegrown.”

My first big guerilla crop was planted and harvested in the California foothills. I hiked up one of the many canyons carrying a 3.5 hp engine that weighed 30 pounds, (14 kg) plus the pump (another 30 pounds) and the plumbing connections that made it

attach to a 2-inch (5 cm) inlet and a 1.5-inch (3.5 cm) outlet. Schlepping four, 30-gallon (115 L) plastic garbage cans to act as reservoirs, 10-foot (3 m) lengths of PVC pipe, and 200 feet (60 m) of hose was a challenge!



The grower is peeking through this plant in his guerilla patch.



Peek-a-boo! This beautiful ‘Jamaican Pearl’ was planted in an obscure corner of the back yard.

I made these trips carrying conspicuous supplies at four in the morning. The hard part was carrying it all back down when I closed down the grow show!

After many trips up the canyon, I harvested six pounds of Colombian and Mexican bud. The quality was fair, but I harvested early and had the only fresh buds in town in mid-September. In “the good old days,” rural real estate for sale in northern California often advertised the number of marijuana growing holes that had already been amended.

Now Park Rangers carry guns and have the authority to arrest “suspected” growers. Latin mafias have also moved into the National Forests installing illegal immigrants with guns to grow and defend large patches of guerilla grass. The War on Drugs has turned much of America into an unsafe place to live and grow.

Australia, Canada, much of Europe, and many other parts of the world are significantly different; growers can plant in their backyards, greenhouses, or in remote locations with little fear of arrest.

Strains


Selecting the right strains for your climate is just as important as finding the perfect location. This is a quick rundown on some popular outdoor

strains. The strains are grouped in five different categories distinguished by their finishing times.

It is a good idea to grow several different strains with different finishing times to spread out the work and drying over the course of time. If you grow a spring crop, you can harvest much of the season.



‘Hash Plant’, available from many seed companies, is ready to harvest in late August when grown outdoors.




Cannabis strains mature at different times. Choose strains that grow well in your climate and that ripen before days grow cold and wet.

1. 'Hash Plant', 'Afghani', 'Hindu Kush', etc., are great varieties that finish mid- to late-August. The yield and potency are quite high, but the fragrance is high, too! These strains are for experienced growers. They need lots of intense sunlight and must be watered from below, not from above with rain. These varieties start to bud when the days are long and the sunlight is intense. The buds fatten up quickly on

plants with a short, squat growth habit. Rain followed by hot sunny days can foster mold, which could decimate the crop in a short time. Leaf has seen dried, cured buds the size of softballs that were packed with mold. They were thrown away. To avoid mold problems, he suggests harvesting when about 10 percent of the pistils have died back. Even heavy dew can cause a moldy disaster! Leaf loves 'Hash Plant'.



'Jack Herer' finishes from mid- to late-September.



'Early Riser', true to its name, is ready to harvest from late August to mid-September.



'White Russian' and others from the "White" family are ready to harvest from mid- to late-October.



'Northern Lights #5 x Haze' is one of the most potent and tasty strains. This cross is ready to harvest from late-October through early-November.

2. 'Early Pearl', 'Early Queen', 'Early Riser', etc., 'Manitoba Poison', and similar strains finish from late-August to early-September at latitude 49° north. They are potent and yield a little better than the plants listed above. They grow from six to nine feet (1.8-2.7 m) tall and are quite bushy. Most of these strains are mold resistant and easy to grow—excellent choices for novices or growers with little time to look after their plants.

3. 'Mighty Mite', 'Durban Poison', 'Jack Herer', etc., finish mid- to late-September. The yield and potency are very good, and the odor is not too intense. All the plants grow a huge, dominant main cola with several large terminal buds on main branches. They may need trellising to avoid broken branches. Topping appears to increase yield. These strains are fairly low-maintenance, but the more love you give, the more they return. These plants grow well if left alone until mid-September and have a good harvest as long as they do not dry out or fall over. 'Mighty Mite' is another favorite.

4. 'Blueberry', 'White Widow', 'White Rhino', 'Super Silver Haze', 'Pure Power Plant', etc., tend to finish mid- to late-October. Yields and potency are very high! They do not smell a lot while growing, but that changes when they are cut! They grow seven- to ten-feet (2-3 m) tall and yield heavily. They require some attention to get the best crop. 'Super Silver Haze' and 'Pure Power Plant' can be a bitch to grow because they often develop mold near harvest when the weather is damp. However, a mild to moderate frost tends to bring out some nice (purple) colors. They all do well outdoors but grow even better indoors.

5. 'Skunk #1', 'Northern Lights #5', 'Big Bud', and pure or nearly pure sativas finish from late-October to early-November. Sometimes sativas do not finish if the weather cools too much and snow comes. One year, on November 15th, the first snowfall had to be shaken off at harvest! About 50 percent of the pistils had died back. 'Skunk #1' is extremely smelly; the wind can literally carry the skunk scent for a mile. All of the plants in this group have a large to huge yield capable of producing several pounds each. 'Big Bud' yields an enormous amount; the bottom branches must be tied or staked to avoid breaking from bud weight. Potency is superb in all plants in this category except for 'Big Bud.'

All plants grow tall. 'Big Bud' and 'Skunk #1' grow 10-14 feet (3-4 m) tall. 'Northern Lights' are often taller! A few sativas can grow to 20 feet (6 m)!

Fungus can become a problem with these late-flowering plants. They withstand rain and light frost well; many can take a few light snowfalls. After all, they grow like weeds!

This is an excerpt from Marijuana Horticulture: the Indoor/Outdoor Medical Grower's Bible by Jorge Cervantes, 512 pages 1120 full color photos and drawings, ISBN1-878823-23-X. The book is available in English and will be available in Spanish, German and Italian in the fall of 2006. For More information see: www.marijuanagrowing.com.



The background of the entire image is a complex, artistic representation of molecular biology. It features several DNA double helix structures in vibrant colors like orange, yellow, and green. Interspersed among these are various chemical structures, including amino acids and complex organic molecules, rendered in white and light blue. The overall color palette is dominated by deep reds, purples, and greens, creating a sense of depth and scientific complexity.

CANNA

The solution for growth and bloom

BOOST

ACCELERATOR

www.canna.com

Soft Secrets® **POWER PLANT**




Photo: Ron, Amsterdam

The Famous Dr Hermans

OPENING IN LIVERPOOL THIS SUMMER!!

SEED BANKS:

Serious
Dutch Passion
Nirvana
Magus Genetics
Sagamatha
Paradise
Soma
Sensi
Homegrown
Mandala
Sativa
T.H.
Greenhouse
DNA Genetic

PRODUCTS:

Bongs
Pipes
Presses
Extractors
Grow Books
Crystal Catchers
Vaporisers
Scales
Legal Highs
Self Test and
Substance test kits

and Lots more

Call in to check out our comprehensive range of products and meet our friendly staff

Manchester 57 Church street M4 1PD TEL 01618341130

Leeds 37-39 Vicar lane LS1 6SD TEL 01332439449


Warrington upstairs @ salsa 69 Bridge street WA1 2HJ TEL 01925495315

Chester Unit 4 Eastgate Row CH1 1LQ TEL 01244348205

Hot off the press!

MARIJUANA Horticulture

THE INDOOR/OUTDOOR MEDICAL Grower's Bible



The classic "Indoor Marijuana Horticulture: the Indoor Grower's Bible" has a new name, and is now a complete Grower's Guide in one massive volume. "MARIJUANA HORTICULTURE: The Indoor/Outdoor Medical Grower's Bible" covers all aspects of growing cannabis. With 1120 color photos and drawings, countless charts & graphs, and a detailed glossary and index the Fifth Edition (2006) has all the latest information. The Bible was completely rewritten, professionally edited, and all-new sections on greenhouses and outdoor growing have been added. Sections on seeds, seedlings, vegetative growth, cloning, flowering, breeding and hash-making have been amplified substantially. Printed on high-quality coated glossy paper for archival durability in ultra-high resolution full-color throughout the entire book, it weighs 950 grams.



Marijuana Horticulture: the Indoor/Outdoor Medical Grower's Bible
by Jorge Cervantes
6 x 8.25-inch (150 x 210mm)



Table of Contents



Flowering, Seeds, Breeding, Hash Making, Hydroponics, Outdoor Growing, Lighting, Ventilation and more!



Other titles from JORGE CERVANTES:



Marijuana: Jorge's Rx
by Jorge Cervantes
5.5 x 8.5 inches, 148 pages, 100 color photos, illustrated, index.
Jorge, in "Jorge's Rx" column in HIGH TIMES magazine, solves growers' problems each month with definitive clarity. This book is a compilation of the best questions and answers from the column. It is packed with the most current grow information and questions from growers. Countless cultivation questions are answered, each one helps you harvest heavy!



Marijuana Outdoors: Guerilla Growing
by Jorge Cervantes
5.5 x 8.5 inches, 144 pages, 60 color photos, illustrated, index.
Jorge traveled the world to bring you the latest growers' techniques worldwide. Guerilla growers yield their secrets of success. Learn exactly how the experts grow one to a million plants in any climate in the world! He interviewed hundreds of outdoor growers to write this book. He profiles five different growers from five different climates from around the world.



Marijuana Indoors: Five Easy Gardens
by Jorge Cervantes
5.5 x 8.5 inches, 144 pages, 60 color photos, illustrated, index.
Jorge chronicled five grow-shows beginning to end. How to layout and construct grow rooms including cost. How to grow a gram of dried sinsemilla per watt of HID light - every last detail! How to choose a safe house, build a grow room and cloning chamber, install ventilation, hydroponic gardens and grow lights.

EXCLUSIVE UK DISTRIBUTOR
of Marijuana Horticulture by Jorge Cervantes



Call for more information and to order a catalogue (trade only)

+44 (0)23 9283 2383

Order your copy today!

THE FREEDOM BOOK COMPANY
The UK's Specialist Cannabis Book Company

Many other titles and magazines available

+44 (0)23 9278 0600

www.freedombooks.co.uk

Dutch grower Foppe

By Bart B

Outdoor fun in Friesland



By beginning early in the season the plants can reach enormous dimensions.

Every year the Frisian grower Foppe succeeds in transforming his outdoor garden in to a veritable paradise. He packs his garden full with marvellous, unusual native and foreign cannabis varieties, from tiny blooming clones to strapping, broad ladies as tall as a tower. All of this does not happen with a fair amount of toil and sweat, but Foppe's green fingers somehow manage each time to make sure that the whole enterprise comes to a flower-rich ending. Soft Secrets spoke to him about how he manages it.

"I have been growing successfully since 1995. That is when a friend of mine starting growing hemp in the small garden at his parents' house. I was immediately impressed by the appearance of the three metre-high weed plants. A year later I began growing myself. I got hold of some hemp seeds from the feed tray of my parrot, and planted these in a small pot. I put this in front of a South-facing window, so it was nice and sunny. In that first year I made pretty much every wrong decision it was possible to make, but I did still manage to get a few plants to bloom. But the harvest was sickly, overrun and crawling with insect life. So the end result in October was pretty abysmal. After that debacle I started to work more seriously to raise proper cannabis varieties, though still with the seeds I had discovered in my buds. A year later I started out using clones and good quality seed from proper seed companies."

Favourite varieties

"To date I have already raised 35 different cannabis varieties, and I have even made some cross-fertilisations between seed plants and clones. I did this by spreading the male pollen from the seed plants onto the flowers that developed on the clones. My all-round favourite is an Amstel Gold (Passion1)

Pheno that I got hold of in 2001. Other varieties that I value highly are the German-made cross of Early Durban with a female White Widow, and an Alpine Rocket from seed that I came across in a seed swap with a friendly Swiss grower. All these varieties gave me a very 'up' (active) high that I just love.

In the outdoor season of 2003 I grew Swiss Miss, Black Domina, Shiva Shanti 1, Jackfizz (Citril x Jack Herer), Alpine Rocket and a number of my own crosses, and as I have every year, attempted to get these to bloom into plants that gave me cracking buds, smothered with resin and nice and fat.

The first seeds I germinated between wet paper towels in Petri dishes; that would have been around the beginning of February. After germination all the seedlings were put into small pots that were filled with ordinary potting soil. The grow room was a small cupboard with two 18 Watt bulbs inside, which ensured enough light



An Alpine Rocket. Gorgeous!

hours for a respectable growth, and a timer to control the whole light cycle. The benefits of regularity - plants just love it! The long, thin fluorescent light bulbs are very weak compared with the systems like high pressure sodium, but they are efficient enough for a small home grower. Some of the good qualities of them are that they produce very little heat and the energy costs remain very low. The seeds I had germinated came from a few friendly growers I had met online on one of the many cannabis forums, and thanks once again for those. The Black Domina

110 litres, but growing in full earth is less of a hassle. This is mainly because it costs much less time with watering. Also, the plants grow more healthily, they are more powerful and they yield more. With a few crackers in my outdoor garden growing in large pots in one particularly roasting summer I was having to give each plant about 100 litres of water per day. During the flowering period I feed the plants with an organic liquid nutrient, such as biobloei from Biobizz, which I give them twice a week or so, depending on the weather.

Other varieties that I value highly are the German-made cross of Early Durban with a female White Widow, and an Alpine Rocket from seed that I came across in a seed swap with a friendly Swiss grower.

clones were obtained from a clone farmer, and the seed for the Swiss Miss was bought in a local grow shop. In order to be able to raise the plants well it is important that you use nutrient-rich soil that drains well, so that the soil does not remain wet and has enough air in it for a rapid root development. As well as that it is also vitally important to water regularly and to use as large pots as possible. I use pots of between 50 to 110 litres.

I don't buy ready mixed earth but prefer to put my own mixture together. This consists of a good quality compost and / or 50 percent coco fibre, 30 percent Perlite, 15 percent self-made compost and 5 percent premix. During the whole process of mixing the soil I add Maerl-chalk to it in order to stabilise the pH, and bone meal in order to enrich the whole thing with extra phosphorus. Once it has been well mixed I spray the mixture with water and leave it to ripen for two to four weeks in plastic sacks. Before I actually use the soil mix, I give it all a final vigorous stir. By the way, I use rain water to quench the thirst of my plants when it is to hand. Nevertheless, I do prefer a nice dry sky during the outdoor season. Once a week I make sure they are given additional nutrients by using liquid fertilizer, such as Biobizz groei during the growth period. As I said earlier, I use pots of between 50 and

Most varieties begin to bloom around the beginning of August, or a week or two later. Early bloomers such as Amstel Gold / Purple / Durban Poison / Hollands Hope finish their bloom around the end of September. The majority of indoor varieties such as Shiva / Citral / White Widow / Skunk only finish their bloom around the middle or end of October, when there is a large chance of bad and wet weather, thanks to which the chance of getting smaller yields or being struck by moulds and other annoying pests are increased quite a bit. In the critical last weeks of blooming I used to put the gorgeous ladies under a covering, in order to give them a bit more protection in this vital period. I would do this only when rain had been forecast, or when a particularly nasty-looking looking cloud came nearby. Prevention works."

Troubles in Paradise

"The spring and summer in Friesland are favourable for the plants to put on growth, but sometimes we do have to put up with severe hail storms or heavy rains with strong winds. Last summer it was very hot and dry, and that also created its own problems. The biggest of these where I live was botrytis infection, which strikes when the outdoor air is particularly moist - as it was during the second half of September and the first weeks of



A lovely bud from the Alpine Rocket.



A few Swiss Miss clones also provided a decent supply of smokeables.

October. Periods of mist, rain, wind combined with mild temperatures are a disaster, especially for the larger buds because these soak up moisture from the air, and get rid of this moisture more slowly than the smaller buds. I have noticed that it can be worthwhile treating your plants so that they develop lots of very small buds rather than fewer, larger ones. During this dangerous period I check the buds every day for the presence of mould, by carefully inspecting the leaves on the hanging buds for discolouration. If any is discovered the infected buds are immediately removed completely.

In order to be able to raise the plants well it is important that you use nutrient-rich soil that drains well, so that the soil does not remain wet and has enough air in it for a rapid root development.

I did have a few problems during growing some Jackfizz variety that had been started off in a relatively small pot. I had to transplant her from a 50 litre to a 200 litre pot, because the 110 litre pot was too small. But this was not the biggest problem by any means. Half way through the bloom period I decided to stick the plant in the middle of my garden, and so give her the opportunity to enjoy an abundance of sunlight. Thanks to a bit of inattention, I had not taken any notice of the weather forecast that had predicted a chance of heavy gusts of wind in the late afternoon. When I came home it was already too late, because the Jackfizz was broken in two. And I had used several bamboo poles for support, but these were all snapped by the storm. I tried to save this Jackfizz, but she could not be repaired and I could not do anything except get what early harvest I could off half of it.

The summer heat waves also led to all my male plants, that I had raised to do a few crosses with, drying out. It was difficult for my brother to keep these plants moist, because the top later of soil had become really hard after a full day of beaming sun and gusting wind, thanks to which the water ran off too quickly through the cracks in the pot and was not given enough time to be taken up by the plants. I should have pointed out to him to give them water more slowly. So the plants actually had been getting very little or no water, and were total write-offs. So keep your soil good and moist and water them in the mornings so that they have enough water for the whole day."

Trimming on a conveyor belt

"When after several months the harvest finally comes around, then I'm usually busy for at least a month gathering it off all my plants, and I spend two to four hours a day trimming. After a certain length of time trimming I get



This Durban Poison had a good life behind it, and that shows.



A Jackfizz at the end of August. Presently she will be hard at it making little white hairs, and it looks like there will be plenty of buds.



This plant of about four metres in height (in full earth) delivered an outstanding harvest in 1996.

a feeling that I could trim the rest of the buds without even looking at them, since I have already trimmed several hundred and the shape is pretty much the same. Most of the work I do myself, but my brothers also help out from time to time. I usually start by removing all the large leaves, quickly after this I run my scissors over the smaller leaves. The buds are hung up on fishing line and given a good four to six weeks to dry out, before I finally trim off the smallest leaves around the buds and remove them from their branches. The buds are then put in a dark cupboard laid on newspaper, which I check every day. Because even after the harvest there can still be some problems and your well-earned buds can be snatched away from you at this final hurdle.

The plants showed quite a bit of variety among them. From the small Black Domina clone that gave ten grams (thanks to letting it bloom too early), to the autumn harvest in which a Jackfizz after a full season in a 110 litre pot gave up to 400 grams a plant. Most plants yielded between 75 and 300 grams of excellent potency. Sweet outdoor ganja; classy smoke too. The biggest yield I ever had was around the 700 to 800 grams mark, and that could have been even more had not some of the buds been stolen. It was my first and biggest harvest from a plant grown in full earth. She reached a height of four metres. This was in 1996 when the weather had been outstanding with lots of sun right into mid-October. The plants had a lot of pleasure that year, as did I, and in retrospect even more during the harvest. 2002 was also a good year, maybe even the best I've had to date. Then I grew two Durban Poison plants that I had bought as clones. In a 50 to 65 litre pot they eventually yielded a combined 700 grams. In the same year two Amstel Gold clones gave me a little short of 600 grams. The taste and high were excellent and got given very good reviews from my mates.


To end, I'd like to say that if you ever get the chance, grow your own to guarantee your supply of smokables! Everyone can grow this plant. Buy or download a good growing guide and just go for it, with clones or seeds! Go one: just grow it if you've got the time....And greetings from Foppeland."

Did you know that many growers make the mistake when they're raising a K2 variety of harvesting it too early? Especially in the last weeks, this variety forces the blossoming enormously and the lady begins to make her buds develop explosively. These buds will be bone-white and good and fat!

Watering for beginners

By Crash

Watering your plants as a beginner can be an unexpected source of problems. This can be the hardest step into growing your favorite plant on a big or small scale. For as long as I have been growing and mostly all the people I have talked to about growing have all had the same problem in the beginning.



This is an example of a properly setup exhaust system in use. Notice the lightproof tubing on the left side this insures that u have no light leaking in or out of the room. The white tubing is only running from 1 end on the intake fan located in the room and lightproof tubing is on the other side leading out the room.

In my experience I have found that the first few days that you start to water can be very important for your plants. If we water too much then we can cut all the air & oxygen going to the roots of the plants and if we water too little then we run the risk of drying out the roots. There must be a balance between water and air below the surface of the soil most new growers will water far too often never letting the soil go through a wet and dry cycle to exchange air & oxygen into the soil and roots. Most books and videos I have seen and read have mostly always watered with around 10 % to 15 % coming through the drain holes. In my experience this can be far too much water especially in the beginning few weeks. The best success I have is when I use less water in the beginning and build up the levels as the plants grow. This way the soil has plenty of oxygen for roots and you avoid water logging the soil from the very beginning. Water logged soil is over saturated soil with water and lacks the air & oxygen needed by roots for strong vigorous growth.

Now an example:

Let's say you use a 2 square meter setup with 2x 600w lights for the two square meters. If you use an overkill exhaust system (700 m2 in take and 1400 m2 out take with a 1 meter carbon filter) this will insure everything stays at the right temperature in the warm months and allows you to run at reduced power

in the colder months. (A good solution if you have heat problems in the warmer months) A good average watering cycle in the first week with clones is from the day you plant them you will be giving 200ml of water every day. If a plant or 2 look's like it needs more water then you can add a little more (25 to 50 ml) to the rooting cube this will carry the plant over until the next day. In this system it's good to try to water around once every 24 hours this way we can fine tune the water cycle and avoid watering problems. This also allows us to spend a small amount of time with the plants every day so we can check for pests and things like light burn and check the area is nice and clean. From week 2 you can be using from 200 to 300 ml of water depending on how fast the soil is drying out and how the plants are looking. The following weeks as the plants grow bigger you will slowly be adding more and more water. From 300ml to 400ml in weeks 3 and 4 and to 500ml to 600ml in week 5 and 6 all the way to an average of 700 ml to 800ml a day towards the end of the harvest. You should really be checking the top 5cm of the soil and looking at how the leaves are reacting on the bottom of the plant. When a plant needs water the first signs are wilting leafs at the bottom of the plant. Watching this is a good indication of when you need to step it up a bit on your water amounts. Signs of over watering are a bit trickier to spot too the untrained eye not really knowing what to look for. Some grower will lift the containers and

feel how heavy the plants are before and after watering. This allows the grower to return and feel the difference in the weight of the containers. Heavier containers will not need as much water as the lighter containers. This can be corrected by giving the heavier containers a little less water so the other plants can catch up.

Now this is how this room has been tuned to water. Remember all rooms can be different depending on soil, lights, ventilation, plant strain, container size and many more factors.

Here are a few of the examples.

1. Container size. The bigger the container the bigger the roots can and will become. When u have small plants in big containers (11 liter) will use water much slower then a 2 foot plant in the same 11 liter container. Big plants in smaller containers will use the water much quicker as there is smaller volume in the container for the roots. So a bigger root system = The more water the plants will need. I like starting my plants out Right into the 11 liter pots. This way the plant has plenty of room right from the get go, and there is no transplant shock as we handle and move the plants from small to big containers.

2. Light. The amount of light you are running in a room can have a big outcome on your watering times and amounts. The more light you run the more the plants are going to need water. This is because the plants are taking in more light and growing at faster rates. Also more water is being evaporated into the air and being drawn out of the room faster from the soils surface. In less light rooms or rooms with a bigger area (say a 2 square meter grow area in a 10 square meter room) there is more air in the room not being heated by lamps so it tends to stay a bit cooler with good ventilation. When working in a smaller area and using the whole area it is a good idea to run an exhaust system that is stronger as this will ensure that even in warmer months the system can handle the extreme heat being made by the lights.

3. Soil. The type of soil you use will have one of the biggest effects on watering. Always buy the best soil you can find. Never buy cheap crappy soil this is where your plants will be developing and will be supported. This is the # 2 biggest mistake made by beginning growers. I have had really bad luck with soils that are heavily fertilizers manly due to root burn and stunted growth in the first 2 weeks. My best success has been with a light mix this soil is ideal for gardeners who want to have control over the growing process through the use of liquid fertilizers. It has been only slightly fertilized to ensure the fast development of roots for healthy new growth as where All mix can be far to strong for seeds or clones and have been know to cause root burn or over fertilization and this is not what we are after in the beginning weeks of growth.

4. Ventilation. This in its own rite is a very important subject. Without proper ventilation our plants will have a hard time breathing and transpiring water from the leaves into the air. This is because of the high humidity levels present in the room and around the plants. The humidity in the room will rise and this can cause big problems in the later stages of flowering as the plants will have no way to exchange the used air around them and can lead to bud rot at the final stages near harvest. When we run a room with proper ventilation we are constantly exchanging all the used air and humidity in the room with fresh air and the plants will need this for healthy and vigorous growth. When we are exchanging the air and removing the humidity from the room at this rate we are also removing more water from the plants. In this was we can affect the amounts and rate that we must water the plants.

So in conclusion when we are watering our plants there are many factors that must be looked at to find the perfect ways to water your room with the main factor being over and under watering. Remember every room is different: air, light, soil, container size, plant strain, and room size plus many more factors go into making you room work for you. Not every room will run smooth and perfect from the very beginning you will need to fine tune everything so it works with your style of growing.



This is a prime example of two over watered plants. The two on the right side were watered heavy on day one and left for 1 week before they needed water again. And the four on the left have been given small amounts of water throughout the week and have grown much more vigorously. You can clearly see the lack of growth on the right two plants.



This is a perfect example of a plant is asking for water. Notice the bottom leaves are hanging down also know as wilting or drooping. This is very quickly corrected by watering the plant or by adjusting the water amounts.

MUSIC

Yungchen Lhamo
- AMA
(Real World)


Among the world's great singers, a rare few become the voice of their nation. After years of international touring with the

blessing of the Dalai Lama, Yungchen Lhamo has truly become the voice of Tibet. This third album for Real World (the first in eight years) is infused with the quiet spiritual power of Tibetan Buddhism but now features Yungchen's own original songs with the striking production of Jamshied Sharifi and pan-global instrumentation to make a much more modern and indeed much more personal record than before. Ama means, "mother" and Yungchen dedicates this album to her own mother who suffered greatly and raised her daughter amidst the violence and persecution of the Chinese occupation of Tibet. Themes of struggle, loss, peace and forgiveness run through this magical recording. The icing on the cake is the guest appearances of two incredible, incomparable singers Joy Askew and Annie Lennox. .

Nightmares On Wax -
'In A Space Outta Sound'
(Warp)


Coming with a complimentary packet of custom rolling papers, this fifth album from George Evelyn, aka Nightmares On

Wax, continues his passion and mission to emanate positivity, peace and love across the nation through his own highly personal take on music. With an almost easy listening slant, the album is, however, much more living space than lounge, full of interest, diversity and energy reflecting George's rich experience of musical influences including Curtis Mayfield, Quincy Jones, Sarah Vaughn and Duke Ellington as well of course as his love affair with the reggae sound-system and dancehall stylee. Light up and bliss out to this accessible, full-bodied and insightful album.

Jah Mason -
'Princess Gone'
(VP Records)
Sizzla Kalonji - 'Ain't
Gonna See Us Fall'
(VP Records)


There's a full crop of recent Jamaican roots reggae releases from the VP stable, wishing as ever to bring down Babylon

and representative of the current resurgence of the Rastafarian influence and Bobo Dread phenomenon in reggae music. Relative newcomer, Jah Mason, has been steadily building an underground reputation and following over the last five years and now rises to more front-line prominence with this album. Balancing a 'firebrand' deejay style (similar to Capleton) on tracks like 'Plan Out' with a strong melodic singing voice on love songs like 'Real Lioness' and 'Stay In My Heart', Jah Mason embodies the rough with the smooth as well as soaring effortlessly to the spiritually uplifting heights with tunes like 'Get Along' and defiance of the album's closing track 'Can't Control Me'. The prolifically influential artist Sizzla Kalonji with his raw edged, biting lyrical style once again strikes a bulls eye with this latest offering (a collection of underground dancehall hits) to truth, justice and Jah Rastafari. Unafraid to experiment, the album kicks in with a pure rockin' n' rollin riddim in the title track 'Ain't Gonna See Us Fall' (let us not forget his excellent version of Bob Dylan's 'Subterranean Homesick Blues') crusading onwards into 'hardcore' dancehall hits such as 'Run Out Pon Dem' with it's not dissimilar to 'hardcore' tekno bass line. Spending much of the last two years touring with Sizzla is, the razor of much fyah, Turbulence, scorching the dance floors here with this latest collection of deep root and conscious rebel songs. Displaying a wide range of musical influences and exciting musical approach, 'Notorious-The Album' promises to break him onto a new level of recognition. Equally at ease with both politics and love, the passion of this harmonizing deejay is irresistible.

Anja Garbarek -
'Briefly Shaking'
(Mute)


This unusual and catchy work is the fourth release from Anja Garbarek, daughter of the renowned Norwegian jazz composer and saxophonist Jan Garbarek. Magnetized by polarities of heavy and light "the contrast and the meeting between the macabre and the sugar sweet" as Anja says, the music cradles the listener with a sense of emotional empathy. Sounding more than a little like Portishead's Beth Gibbons, the lyrics are often inspired by the dark shadows of London's underworld and by crime and horror books. "Can I Keep Him?" was inspired by notorious serial killer Dennis Nielson and features prominently in the recent

HOT WAX

By Kaz Peet

A STONED SELECTION

Luc Besson film 'Angel-A'. The vocals are very much the main presence, with the music, a mix of electronic programming and instrumentation, sometimes flowing sometimes fractured, providing a backdrop.

King Biscuit Time -
'Black Gold'
(No Style Records)


The key to the psychedelic state is the being in the here and now; unafraid and attuned with ones senses, open hearted and minded, at one with life and energy. This band surely unlocks the door. Dynamic and fresh, no attempt is made to achieve a retro 'psychedelic sound'. King Biscuit Time is actually the rebirth manifestation of Beta Band front man Steve Mason. Having been described as creating their own genre, Mason continues, using contrasting tones and style crosses, to transmute his own very definite hybrid sound.

Sandy Dillon -
'Nobody's Sweetheart'
(One Little Indian Records)


The keyboards and the voice drive this album. A lovely blues voice with a beautiful vibrato tone accompanied by excellent keyboard playing. That Fender Rhodes sound that we all know from people such as Chic Korea and Gill Scott Herron is ideal for her voice and doesn't sound outdated at all because of her original take on it. The production and arrangements vary from track to track, going from 70's psychedelia to quite ambient stringy, orchestrated ballads. Ray Majors from Mott The Hoople and The Yardbirds plays guitar and his influence is self-evident. It's mainly the beats, which take it into the 21st Century, which are provided by Julius Waters.

Little Axe -
'Champagne and Grit'
(Real World)

Skip McDonald's on-going 21st Century Blues project releases its fourth album in ten years, the first for what appears to be On-U-Sounds new temporary home, the Real World label. Featuring a masterfully light Sherwood touch, reminiscent of his deft work on Bim Sherman's 'Miracle' album, and striking vocal contributions



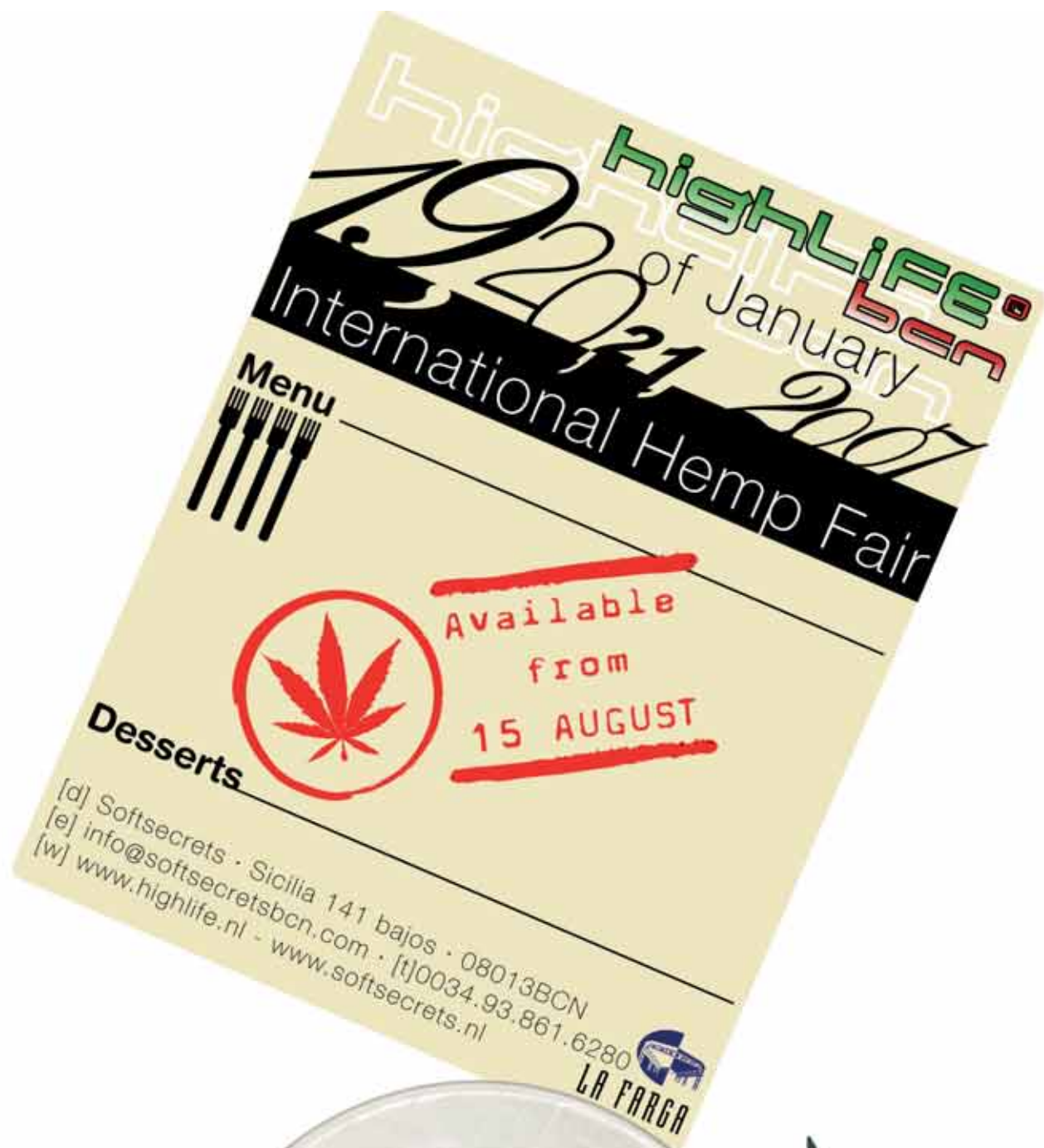
from the familiar (Shara Nelson, Junior Delgado, Ghetto Priest and Bernard Fowler) and the unexpected (Squeeze's Chris Difford), this is unmistakably a Skip McDonald/Little Axe record: full of integrity and dirt under the nails, not pieced together in an antiseptic studio. This ain't no lame Moby-style interpretation of the blues - this is the real deal!

Zero 7 -
'The Garden'
(Atlantic)


Imagine yourself in a field full of flowers, the gnats mourn in the river's shallows, the cry of a roosting song bird, a picnic long gone, your hands behind your head watching the slow demise of an English summer sky; an expression of the English pastoral dream. This figurative collage provides an insight into the emotions evoked by listening to 'The Garden', a contemporary folk based creation. Lushly produced, a big horn section, soulful strings and harpsichord combine with elegiac electronica and timelessly apposite vocal arrangements by newcomer Jose Gonzalez and long time contributor Sia Furler create the sound of summer coming. Echoes of Love, Syd Barret and 'English Preservation' era Kinks connect with their muse in an enchanting new take on a peculiarly English strand of pastoral psychedlia. Skin up, chill out and enjoy!

Daedelus -
'Denies the Days Demise'
(Ninjatune)


This release's title is both apt yet contradictory, the days demise suggests the surrender into night and darkness but this music seems to capture those slow hours approaching dawn and a warm sun quietly rising. This introduction to his music was completely untainted by past knowledge. The opening track - 'At My Heels' is all James Bond bravado, strings, cinematic and hinting at the glamour to come. This is a techno album, which draws its inspiration from the early yet remorseless soulful syncopation of Detroit electronica but remarkably attempts to fuse the organic, rhythmic disorder of Latino rhythms. Brazillian Blocco; post Bossanova; cut n' paste sampling; fractured hip-hop; the haunting beauty of bass clarinet drops seamlessly into a looping bass distorted analogue. Just some of the unique takes that fill this piece. An uncomfortable but at last challenging listen making one both laugh and marvel; to be played at a disco yet to open. A triumph - exactly the kind of easy listening that these days it's hard to hear.



Have you already booked a table?
... in the smoking area?

**highLIFE®
bcN**

**LA FARGA
BARCELONA**

It is more than just a fair for people from the trade; everyone is welcome!

Soma, the pioneer



Soma and his battle against cancer *Part 5* By Smiley Grass

In each issue of this series for the organic grower we put a different weed farmer from the Netherlands under the spotlight. This time around we are talking to Soma, one of the very first grow pioneers. This American living in the Netherlands was diagnosed as having cancer many years ago, and ever since he has been on a quest to find the very best medicinal marihuana. Soma is mainly occupied with the idea that all the ideal characteristics of the weed plant can be brought together in a single new variety. So far his search has been very productive, judging by the impressive size of his prize cabinet!

Soma: "I don't breed plants professionally but because I only want to be able to treat myself medicinally. With an American recipe and two Dutch doctors prescriptions. Since 1984 I have had cancer of the tongue. Back then I already smoked marihuana, without knowing that for me it was a medicine. Later, by reading up about it and talking with doctors, I came to the conclusion that it could be a good medicine for tackling tumours; for combating pain. I smoke it from the moment I get up until when I go to bed. I have a doctor's prescription for ten grams of cannabis per day, 300 grams per month - which works out at more than 3.5 kilos in a year! So it makes good financial sense that I try and grow my own medicine, so that I do not have to go get it for €6-to-€12 a gram from a coffee shop. My wife too, who was also diagnosed with cancer 16 years ago, also still uses cannabis on prescription.

If I grow plants, I only experiment with the type of plant that has the best medicinal effect on me. That for me is the most important thing; not whether it has the best taste or that it looks the loveliest, but I'm looking only for the cannabis stock that has the best medical, therapeutic effect on humans.

After years of experimentation I have still not found the ideal plant, but I am getting closer and closer. For example, I'm always looking for better breeding stock. There are so many varieties of cannabis plant, it's unbelievable. The older I get and the more I experiment with the plant, the more I am amazed at the immense number of

varieties of plant that can exist within a single family, a lineage, a sex. There must be at least 2,000 different varieties. Each one is a bit different to the others. I'm not just talking about the differences between the Sativa-, the Indica- and the Ruderalis-lineages of cannabis, but also the various climates on different continents that have allowed the plant to mutate in to the many different plants that now exist. And let's not forget that it was humans who for thousands of years have grown them and selected them for specific characteristics.

High-flyer

The first plants I ever grew I came across by accident. In the spring of 1971 I was living in Vermont in an apartment and was smoking a lot of weed. I usually just tossed the seeds carelessly out of the window, without paying them any thought. One day I looked outside and saw a couple of new plants in my garden. Two meters tall and almost up to my window sill! I couldn't believe it! I dug them out and re-planted them at a friend's place, who lived up in the mountains. We planted more seeds there, from among others some Colombian weed. We thought we were being nice and busy, but it turned out they were all equatorial races. Varieties that grow in really hot climates with very little difference in daylight hours between summer autumn; in other words they needed a lot of time to bloom and ripen. In Vermont that was something they did not have. In October it had already begun to freeze, while our plants had barely begun to develop buds. But even before we could enjoy what little we had, the park rangers

found our plants and took them away. Our first harvest! From that moment on I kept every seed.

In 1972 I got my hands on some Thai sticks for the first time. The weed was three times as expensive as the stuff I normally got, but the sheer quality brought me to new psychedelic peaks. And the high lasted so long, that it immediately became my favourite smoke. Back then the quality was still excellent. The Vietnam War was still full on and the weed was relatively cheap with a good price-to-quality ratio. I kept all the seeds I found, even those from Laos and Cambodia. In 1974 I got hold of two wonderful seeds some friends had smuggled for me out of Afghanistan. These seeds I also later planted.

Afghani Asians

In the meantime I had moved to a warmer climate: the North of Florida. Even though there was still a Winter here, this state has a much longer and warmer growing season. It was there I began to grow the Afghan and Asian varieties. The Afghan plants were no more than 80 cms tall. It did not matter what fertiliser I tried, or how long I let it grow. It just stayed small, made its flowers and that was that. With lovely crystals and a fantastic skunky smell. But the South-East Asian varieties I planted ended up around five metres tall! They were the biggest plants I have ever grown; trees, with a stem as thick as a fist. These Asian plants developed a few male flowers, which fertilised the pure



Soma's Tip: after 10 days of blooming, pinch the main stem gently just under the growing tip, and with your fingers roll the stem so it bends 90 degrees. That is a perfect way of getting more (3 to 5) large buds. This plant is a Buddha's Sister.



These tall plants grow up to the heavens, which is why they are called Hash Heaven

Afghan females. I ended up with these big seeds from an Afghan mother and a South-East Asian father. Plants from Laos, Cambodia and Thailand do tend to have an inclination towards double-genderedness - more so than other varieties do.

The plants from these seeds were at most three metres tall and the bloom time was a bit shorter thanks to the influence of the Afghan mother. The leaves were larger than on their Asian father, so the plant was better able to make best use of the sunlight available in our climate. From this new stock we made a few mother plants, which I cloned. I grew these Afghan-Asians for years. I wish I still had the same genetic qualities in my plants these days. It was the most powerful and marvellous plant that I have ever had. It had the taste of its Cambodian origin; that of pure nectar. It was also the medicinal weed that I am still trying to find a way to get back to. By marshalling all the genetic qualities in the stock I have at home, I hope to be able to extract the right ones and bring them all together again once more and so get the plant I want. Because the original plant, thanks to its long time to bloom would not make it in a grow room.

Genetics

Towards the end of the 1980s I first began to take notice of grow lamps. Before then I had only screwed around a bit with fluorescent lights. Now I could also set up grow rooms indoors. I started out by learning as much as I could about the genetics of the plant. I was still working with seeds from outdoor varieties, so the switch over was quite tricky. I had so much South-East Asian Indica and Mexican Sativa in the genes of my stock, it took me several harvests before I could select out a new variety. The bloom times were too long and the plants were too big. In 1988 I began to realise that if I was going to raise harvests indoors, I also wanted a quicker harvest.

So I was always looking for genes that would accelerate the ripening of plants indoors. From every good weed I had, I saved the seeds. Whether it had an Afghan origin or was descended from a Haze or Northern Lights, I save everything. Preferably a minimum of ten seeds per variety. So at one point I had a couple of rooms filled with weed, with between them a good 10 or 15 different characteristics that I could compare with each other, under the same conditions in the same grow conditions. Which ones grew faster, which more slowly; which ones had a better yield, which had a better taste, which were the loveliest and produced the best seeds and which ones had the best resistance to infestations of insects. I selected from them over a series of harvests, by among other things crossing full brothers and sisters with each other several times.

One of the new types that I created in this way I called 'Big Skunk Korean'. (Note: you can only talk of a new variety after having made more than 20 cross-fertilisations between full brothers and sisters, just as for example the King Edward is a variety of the potato family and one can only be called King Edward when it has no other characteristics of, say, the Maris Piper present in the new spud - SG.). It was a mix of Big Bud, Skunk #1 and a Korean weed variety. It was a really exquisite plant, one that tasted as good as the high it gave you. And above all it had a great yield. They were more or less all female plants that developed just a few seeds, because here and there were a few small male flowers among them. In other words, they were mildly hermaphrodite (= two sexes - SG).

Jack Herer

In the meantime I had got to know Jack Herer in 1990. In the week that I hung around with him, I not only managed to borrow a whole pile of books, but he talked constantly all day about weed. For my part, I tried to become like a sponge around him, to just soak up as much of his knowledge as I could. I was given a couple of seeds by him, which of course I planted immediately. Together with my new planting of original Superskunk, the Big Skunk Korea I had developed myself, and an Afghan-Hawaiian variety. As usual, my Korean females made a few male flowers. I had a ventilator in the room that spread the small amounts of pollen over all the females, thanks to which every plant was fertilised by those Koreans' pollen. So every plant gave me yet more new seed, that I went ahead and planted again. By selecting from the offspring I had now developed eight varieties; all different Soma Skunks, that did not need males in order to make seed. These self-fertilising plants do less poorly than most hermaphrodites. The whole plant did not become filled with seed, but things were a little bit more subtle with them. After the females had bloomed more or less completely, only then did a couple of male flowers develop which in turn made only a few seeds. From these seeds a female plant always developed; I just could not get a pure male no matter how hard I tried. I only get genuine hermaphrodites under poor conditions, when the plants are under stress (thanks to flickering lamps or too little water).

Everyone who plants my seeds gets female plants. It does not matter whether it is outdoors or indoors under lamps. In Switzerland, Poland, the US and in the Netherlands; everywhere there is a lovely consistency to the plants. Most growers prefer not to work with hermaphrodites, but I do – a lot. I love the taste, the result; everything about these plants is just brilliant. Seed lines such as these can be very valuable. You know for sure that if you plant them, you are not going to end up with half of them being useless males. They will all be females, from which you will get a couple of seeds without having to bother with raising any males.

White Widow

I was one of the first growers who got to work with the White Widow varieties, though I did not actually work on the development of the plant. The plant was not at the time fully developed. At a certain moment I must have had around 30 different White Widows. It was pretty confusing in the beginning. Everyone called it 'White Widow', but no-one knew what it was. By being busy with it, I back-selected out four different varieties from the 'original' 30 varieties. But it is not really my favourite skunk to grow. You have to wait at least 10 weeks for a not exactly huge harvest, despite the fact that it does yield a good amount of crystals. Given the same amount of space I prefer to raise a Soma Skunk in eight to nine weeks, with a better yield and better taste.

You need a good number of harvests to do a good selection; to discover what all the characteristic properties of the different plants do. So I know that "Somango" has a heap of Super Skunk in it, but it has also been influenced by crossing-in some self-fertilising White Widow. This is how I came up with "RockBudd". It is as if the White Widow genes have added something to the properties that I had already collected together in this plant. That is in my opinion one of the reasons that this plant makes really tight, compact buds with not too many twigs and above all is smothered in crystals.

Soma Skunks

My seeds have become more and more perfect. I select more strongly and keep ever fewer numbers of varieties. If for example I have the good characteristics of a Haze varieties in one of my plants, I don't go mucking about with other Haze-like types. Because I already have the good characteristics, the ones I was looking for, already in my stock. Just like those in my own hash plant, the White Widow, and my Tibetan variety.

Soma Skunk Sativa for example has genes from Super Skunk, Big Skunk Korean (BSK) and Haze and is a really high, active weed. "Kilimanjaro" also has a few genes from the BSK, Product 19 (once popular) and my Sativa. The "Somango" has BSK, Super Skunk and Jack Herer in it. The one I call "Somanna" has only Super Skunk and Jack Herer in her blood, while the "Lavender" has in addition to these two also some characteristics of the BSK and my Afghan-Hawaii varieties united in it. Finally, my Hash plant #13, which I call "HashHeavens", is a pure offspring of

the cross between a plant from Lebanon and one from Afghanistan, to which I later added a cross with a Haze. One of the good properties of this plant was displayed by a friend of mine. His lower body is paralysed. By smoking this plant the uncontrollable spastic movement of his feet relax. He is also one of the reasons why I have devoted so much effort to developing medicinal weed.

With these mother plants I have developed most of the varieties I now use. My skunks are really fantastic; White Willow, named after my daughter, White Light, Free Tibet, Afghani Delight, Somawi and Kahuna are outstanding weeds with the highlights being Buddha's Sister (two 2nd prizes) and Reclyning Buddha (one 3rd prize). But it is my Hazes that have really made it and are now world famous: Hash Heaven of course, Haze Heaven, New York City Diesel (a 1st, 2nd and 3rd prize) and my absolute champ, the Amnesia Haze with three 1st prizes.

Dutch compost

I now use Canna Terra Organic, in which there's a little coco and no Perlite, for my compost. I do often add some Perlite myself. In the Netherlands I always use the ready to use premix soils, that have been specially developed for growing hemp in. There is no finer soil in the world than here. And I have tried them all, including AllMix, LightMix and the Batmix. I re-use some of my soil and


only use fresh soil for the young plants. Once I have got them into bloom, they are put into a mix of fresh and used soil, with a bit of coco peat added, some fertilisers and a bit of extra Perlite. This last ingredient is added because air is very important for the plant, especially for the roots.

For fertilising I always use Guano, either dried (to which in recent grows I have been adding some trace elements, because otherwise thanks to the high use of phosphorus I would end up with a deficiency), or in liquid form. I have also been using Organic Iguana Juice from Advanced Nutrients, with outstanding results. I give the Guano and water bit by bit. In the last two weeks I do not give any more nutrients, because I do not especially want to be able to taste seagull shit. I let the pots become pretty dry before I give the plants water again, in order to get an optimal root system. In the last week I give them no more water at all.

I always keep a good eye on the pH. The water from the tap sometimes has a pH of 8.3. That's why the water goes first into a bath tub, where I bring the pH back towards 7.0 with a few drops of phosphoric acid, before I put any of it on my plants. The leaves are greener as a result. For combating pests I only use Preventief, an enzyme preparation based on lactic acid. It is the only substance that does not kill my ladybirds, but that does still kill small pests."



Soma checks the blooming in his plantation of Diesel Sister, a new variety that he has just developed.



There's nothing quite like your own stuff to smoke



Retailers at wholesale prices

Fully stocked 1000m2 warehouse.

Massive Range of **bio** and **non bio nutrients**. A huge stock of **lights**, all with 10 years warranties and over 20 **growsystems** in-store. We are the South coast's sole supplier of the **Multi Flow** system, which is believed to be the highest yielder.



Available in 12, 24, 36 and 48 pots

Easy to reach location,
2 minutes off the A27

Unit 2, Matform Business Park,
Terminus Road, Chichester.
West Sussex. PO19 2UL
Telephone: 01243 527412
www.how2grow.co.uk



Himalayan Crafts Presents

The GROW SHOP

Ireland's Original Grow & Head Shop

All your Growing Needs
Waiting for you
We stock everything
you need & more!

Hydroponics, from General Hydro,
Grow lights, silent fans, charcoal filters,
and much more for any growing
environment. Shop on line, or in person
at our retail outlet, in Drogheda Town Centre
or at the showroom in Navan. Or if your
in the South call in to utopianation in Cork City.

General Hydroponics | WaterFarms | DPS | Scales | Skins

Seeds | Pipes | Hydroponics | Grow Books | Nutrients | DVDs

DVDs
Books
Comics

Grow Systems
DPS, Aero,
Aqua Farms
Large & Small

Exotic Mushrooms
Herbs & Legal Highs

Seeds | Pipes | Hydroponics | Grow Books | Nutrients | DVDs

GHE BIOBIZZ Advanced Nutrients

thc.ie

HIGH QUALITY SEEDS DUTCH PASSION SEED COMPANY salvia 150

utopianation
FREEDOM OF LIFESTYLE
86 Barrack Street
Cork, Ireland
+353 (0)21 4847111
freedom@utopianation.com

The Grow Shop
14 Brews Hill, Navan
Co.Meath, Ireland
+353 (0) 46 907 6607
darcy@thc.ie

Himalayan Crafts &
The Grow Shop
Drogheda Town Centre
Upstairs, Unit 32-33
Drogheda, Co. Louth
Tel: 041-983-9758

For a Private Consultation
call us for an appointment.

100% Discretion Assured!

Servicing the South of Ireland



Growing sativas in hydroponic systems, Green House style



At the Green House Seed Company we love sativas. The sativa strains of our seed bank are incredibly beautiful plants, tall and mighty, strong and well balanced in taste and effect. But as most growers know, sativas are more difficult plants to grow compared to indicas. They require more precision in the measurement and balancing of different elements, from the feedings to the air temperature and many others. For this reason growers who are accustomed to hydroponic systems are more likely to perform good at growing sativas; they are used to a very precise system, with strict control over all growth factors.

The Green House Seed Company uses many methods for growing hydroponics, but the most effective one up to now has been the simple open flush system with big 65 liters containers. We use rockwool flakes as a medium, the type that contains more air. This way we guarantee a well developed root system in a short time, as the roots can grow strong through the medium with extreme rapidity. Before using the rockwool to fill up the containers we soak it in a light solution at pH 5.5 and EC 1.0. This way the young plants will have no shock at the first contact with the medium.

Sativas like to start their growth cycle with a lower EC compared to indicas (1.2-1.4 maximum). Normally we grow on 18 hours for 7 to 14 days, depending on the strain and the target size of the plants. Plants like the Neville's Haze or the Arjan's Haze #2 are very tall and do not need much growth on 18 hours. Other strains, like the Arjan's Ultra Haze #2 or the Arjan's Strawberry Haze are naturally less stretchy and should be given some more growth time to achieve optimal development. The 18 hours feeding solution contains a higher N percentage than the P and K. We keep the pH at 5.5 during the whole 18 hours period.

The temperature of the air is kept between 23 and 25 degrees Celsius during daytime and around 18-20 degrees at night, a little lower than with indicas. Also the lamps are kept a bit more distant from the plants, at an average 70-80 cm. using 600 Watt systems.

As the 12 hours period begins we raise the pH of the feeding solution to 6.0, and then gradually up to 6.5 during the whole flowering process. This allows the plants to absorb better the P and K necessary to their flower development, and lowers the chlorophyll level inside the buds. During

flowering we raise the air temperature of a few degrees to increase resin production and speed up the metabolism of the plants. The air humidity is also monitored and kept between 40% during daytime and 65% during nighttime for the entire duration of the flowering cycle. Also the temperature of the medium is strictly kept between 18 and 24 degrees to ensure the ideal conditions for feeding intake and no stress to the root system.

During the flowering cycle we start flushing the medium once every 10 days using a light solution at pH 5.5 and EC 1.1-1.1. This process removes dangerous salts from the medium, preventing plant intoxication and allowing maximum growth and bud formation. Besides, we use a fungus controlling agent to avoid dangerous bacterias and moulds to attack the root system. This should be limited to 3 to 4 applications through the entire flowering period, and not in the last 3 weeks before harvest. This way no traces are left in the flowers.


A very important element of our cycle is the drying of the rockwool. When the

plants start flowering, it is important to let the medium dry to a certain extent (50-60% water content) at least once a week before giving feeding solution. This increases the feeding intake and maximizes the flower production.

During the last 14 days of the flowering cycle we stop all feedings and wash the medium with a light flushing solution at pH 6.0, to eliminate the feeding residues from the plant, improving taste and effect.


Sativas have to flower for a longer time than indicas, therefore they need a healthy medium for a longer period of time. It is important to make sure the grow system is well maintained and well monitored, to give the plants the conditions they need to give 100% of their potential.

For more details on specific sativa strains of the Green House seed Company we invite you to download the Grow DVD from www.greenhouseseeds.nl. It is a free DVD containing all information on how to grow Green House strains, plant by plant, week by week, from clone to harvest.



Female Seeds' Grapefruit By Bart B

Explosive bloom leads to huge buds *Part 3 - Final*



A Grapefruit plant in its full glory.

The female adventure has come to an end. What began with a weak start ended in an explosive bloom. Conclusion: despite the fact that female seed is still not 100%, you can indeed still get superb results with it. But even after the lovely buds have been harvested the work is still not over. There is still the leaf material left over to process. How this all happens you can see for yourself in this last chapter all about Grapefruit plants raised from all-female seed.

The last weeks of the bloom are underway; the bud development has been proceeding apace since week five. In the first weeks of bloom things still looked a bit skinny, but since then the clones had come along in their development quite a bit and were already starting to carry nice fat buds. If you work with seed plants this is a normal occurrence. It is during the last weeks of blooming especially that the bud growth comes on really strong, so that by the end they will have developed really cracking buds. So there is no real reason to worry if your cloned plants around week four have much bigger buds on them than the seed plants.

High yields are possible

The female Grapefruit plants have great potency and spray a lovely layer of THC over the buds as they are bathed

in HPS-light. By the end, the Grapefruit had even astonished me with the size of their buds. From almost nothing in week four, by the end of week eight they had developed these elongated buds of a good 25 cms in length. So there are definitely good yields to be had with Grapefruit. But you do need to make sure that you have started out choosing a good phenotype. If you do decide to plant some Grapefruit seeds and want to take clones from them, then you are best off letting your mother

plants or the clones you took bloom fully so that you know what you can expect. The differences between them can be so great; one plant can give you a considerable amount of weight more than another plant. As I wrote earlier, you could easily choose to raise Grapefruit simply because of its lovely smell. After the harvest too, when you are crumbling up the cannabis, there rises a delicious, sweet-fruity smell. Simply glorious, and a welcome variation to the regular cannabis buffet. For me, the Indica pheno was the best plant in the garden. It was finished with blooming after eight weeks and made rock hard Indica buds. And all this while still managing to retain the Sativa qualities. It was this one too that managed to spread around the strongest typically Grapefruit smell. Grapefruit has the inclination to make a single huge crown bud, with this then ringed by a load of medium-sized buds. I therefore reckon this would make a good candidate for a SOG (See

visible crystals on them we end up with only the better quality leaf trim and spare ourselves some hassle. Because 200 grams of leaf with no crystals on it will yield precisely nothing useful. And you will spare yourself the false hope of gathering a large pile of leaves only to find very little coming out of it.

It is very important to make sure that the leaf material is really dry by the time want to separate the crystals from the leaf material. It doesn't matter if you're making water hash or making skuff (dry removal of crystals from the leaf by using a drum sieve). The drier the leaf material, the easier the crystals will be broken loose. The wetter or fresher the leaf is, the lower will be your eventual yield, plus the quality will be much higher using fully dried leaf.

Powder dry

When you are making skuff it is extremely important that the selected leaf material is powder dry. Just 'dry' is not enough, otherwise you'll get nothing out of it and this would be a great shame. The leaf material must not only feel dry to the touch, but must also crumble easily between the fingers. It can take some time before


Grapefruit has the inclination to make a single huge crown bud, with this then ringed by a load of medium-sized buds.

Of Green, ed), which means that we could get a whole load of plants per square metre and put them into bloom after a very short or even no growth period. The plants should then make a single huge bud, and this is something Grapefruit is certainly capable of. After giving them about a week, week-and-a-half of growth they will quite easily make buds that are much bigger and wider than a beer bottle, and a little slimmer than a 1.5 litre bottle of water with approximately the same length.

Hash

As we should, we save the large amounts of leaf waste that we collected from trimming the buds. We only need the THC-rich trimmed leaves. By discarding the larger leaves with no

the leaf material is really dry enough, so also make sure that it is drying in a space that is not damp. Also make sure if you decide to save the dried material for another day, that it does not re-absorb too much moisture. That is very important if you want to get the maximum yield from your leaves. Whether you take the leaf material to your favourite shop to get it sieved, or whether you do it yourself at home, either way it is recommended to first let your leaf material spend the night in the deep freeze. By doing so the crystals will break loose much more easily. The average yield you can expect is about ten percent of your bone dry leaf material. Of course this depends to a large extent on the quality of the plants you grew. It is very possible that you can get 16 percent or more with a very



Indica Grapefruit with hard, THC-rich buds.




A freshly trimmed Grapefruit bud.



A bud from the more Sativa-dominant Grapefruit



A Jack Herer clone that's blooming next to the Grapefruit.



A close-up of a ripe Grapefruit bud.

good quality leaf. With outdoor weed it very much depends on the sun levels how many percent you get from your leaf material. Logically you should get more crystals in a better summer than in a rainy summer or autumn. But if you manage to get ten percent from outdoor weed you can count yourself lucky.

Bubbleator

Making water hash is a real experience and is recommended for all the experienced and less-experienced hash lovers among us. It is a real palaver and does take a lot more time than the 'traditional' hash tumbler, but you will be rewarded with a uniquely high quality piece of hash. In particular, the setting up of the mixing system (so that it can churn safely without you having to watch over it the whole time) and finding a suitable bucket can pose a lot of problems. These days the Pollinator Company has brought on to the market the Bubbleator system, which means we can get our hands on our water hash end product more easily and quickly. Before this came along it often happened that the hash maker was starting out with the wrong mixer. They mixed the leaf material with a beater with sharp edges, thanks to which the leaves were mashed to a pulp, and that was not the intention. By using ice-cold temperatures and a light beating, the crystals are separated from the leaf material more easily. The advantages of the Bubbleator are that it replaces the mixer and is actually a mix system more like a washing machine. Very handy, because now you don't have to search for a

suitable food mixer. What's more, it is a safer way of working, given that the chances of something bad happening with the mixer unit are no longer applicable. Thanks to the typical way the Bubbleator manages to separate the crystals from the leaves - in a more gentle manner - the quality and therefore the purity of the water hash is increased. The Bubbleator can also be pre-programmed to churn for about 20 minutes per go, and the device can be fitted with a lid so that everything stays nice and tidy. Extras for the Bubbleator include a sieve and a thermometer.

Up to 500 grams

How the mixing of the leaf material actually works is hardly any different from the traditional method using a mixer - we fill the Bubbleator with ice cold water and ice cubes. What is new is that we are given an extra sieve, in to which we can put up to 500 grams of dried leaf material. This sieve is then placed in the machine. After that there is just the simple task of setting how many minutes the machine is to churn. The leaf material is now churned and the crystals will break free as a result. After one or more runs we can tilt the Bubbleator so that we can see the crystals. On the side of the Bubbleator there is a small plastic tube. By lowering this we can siphon off the water in to a bucket in which there are Ice-o-lator bags (or something similar). Once the Bubbleator has been drained it is a good idea to pour in another bottle's worth of water to rinse it, since there are likely to be plenty of crystals left on the bottom of it. Also do not forget to take out the sieve bag

with the leaf material in it out before all the water is drained off, so that the crystals are not left stuck to it (though if this does happen it is a simple task to wash them off). As you probably know already, the first sieve in the Ice-bags

do this a week later at the end of your harvest, but then the coco remains wet. By doing the rinsing a bit earlier the plants have enough time to suck all the moisture out, so that when you actually harvest, your coco will already be

By the typical way the Bubbleator works the crystals are separated from the leaves in a more gentle manner, thanks to which the quality and therefore the purity of the water hash is increased.

holds back the larger leaf material and only lets the crystals through. The first sieve will still trap small amounts leaf material that have escaped the rough bag. The second sieve bag is the one that traps the crystals and from which we can harvest our hash. We remove the bag from the bucket and press any excess moisture out through the sieve's mesh with some kitchen paper or a small towel. Then we just scrape the crystals together into a pile.

Coco

The Grapefruit plants were raised on coco. And since this medium can be safely re-used if you like, you can step up the dosage of enzymes being used towards the end of the grow cycle. Enzymes are good for dealing with excess salts and dead plant remains. There are various enzyme products on the market, some better than others. In order to be able to do a second grow on the same coco it is a good idea to give the coco a good rinse through a week before the current grow. The plants are now ripening and might well have turned yellow and excess nutrient needs to be rinsed out. You can just as well

nice and dry. This will make its re-use a lot easier. After the harvesting and trimming of the plants then just shaking the coco is enough to break it free from around the roots. This is a bit harder to do if the coco is still wet. Also the plant's early growth will proceed more quickly if we make sure that the next load of plants are planted into dry coco.

A nice smoke

To finish up; there are good results to be had with female seed, but you do need to keep in mind that the quality will differ from seed bank to seed bank, and that you will also have to deal with possible hermaphroditism. Keeping these points in mind will help prevent disappointments and prompt you to keep a close eye on your plants. Whether you set out to work with regular or female seed, the principle remains the same: check your plants well and remove male or dual-sexed plant as they are identified. This is a good reason why you should always plant more female plants when working with female seed. In the meantime, I would really advise anyone and everyone to give Grapefruit a try sometime. It's a damn good smoke...

Once bitten twice shy?

You can be
confident that
Pi Rack®
will deliver the goods!

At last - a proven, fully tested growing system!
Many satisfied customers have already achieved
excellent results with this lightweight compact system.

**WINNER 1 ST. PRICE BEST PRODUCT
HIGHLIFE 2006! RAI AMSTERDAM**

PiTechnics®

www.pi-technics.com



Distributed in the UK by
Ganjarock Candy Company

www.quickgrinder.com
info@quickgrinder.com
info@ganjarockcandyco.com

Quick Grinder... the best choice for a quick, easy grind.

Grind and empty out your grass
in just 10 seconds!

With a handy emptying button and a closing joint.
By just pushing a button you can expel your marihuana in an instant, saving you time and the headache of emptying out the container.

Its joint secures a tight fit to prevent the grinder from opening accidentally and improves the rotation of the grinder by stopping its two halves from rubbing against each other.

The high quality of the materials guarantees that your grinder will last for many years. Early testing over a period of more than two years has been completed with great success.



'Warning' Brits Abroad

By Lazystrain

As the summer holidays approach Stoners in the UK will already be thinking about travelling the seven seas in search of something sticky to smoke. The British have a, how shall we say 'wholesome' reputation abroad. Many seek out those last-minute bargain package holidays (you know the sort; 13 nights of getting shit-faced in Ibiza, Tenerife, Malaga, or some other place where you're liable to slip on a used condom, brake your leg and/or get puke on your shoes). Instead many UK Stoners will prefer to head for someplace just that little bit more exotic, like Blackpool, Skegness or Newquay.

For many their first overseas port of cannabis call will be **Amsterdam** (that Golden City of sin). Even an Eskimo would find it hard not to get high in Amsterdam. All said I wish we had a 10e bag for the number of times I've received a phone call by mobile from the Red Light District asking, "So where are the coffeeshops man?" The reply to which is usually "Err, open your eyes, in-front of you!" My advice here as with anyplace you plan to visit this summer is do your homework beforehand (not just the smoking part). Take a map (and a clean change of underwear) and try communicating with friendly locals (they don't always bite). In Amsterdam watch out for the junkies and pickpockets in Central Station!

The second close port of call for hashish smokers in the UK appears to be **Morocco**. The food is said to be good and the hashish is plentiful and abundantly cheap. It's worth noting that the "traveller" has now left behind the comforts of Europe and so can whistle goodbye to EU law. The culture is now Islamic-African, not 'lets get as pissed as newts before closing time, order a kebab, and have a quick fight, before getting a taxi home'. (Usually the kebabs and the taxi are allowed).

British travellers that venture further into Africa for ganja-weed next arrive at **The Gambia**, the third port on our list. Anyone that has ever visited this estuarial haven wishes, in some way, they'd never returned home. Although still illegal scoring ganja from dealers in The Gambia,

is like stumbling across Artisans in Paris – everywhere and often. The police are said to smile and ask "You having a good time?" in an almost whimsical way. The weed is always nice to smoke.

The fourth port for UK travellers would have to be **Goa/India**. Every Stoner that ever went out east travelled to "Goa man", yet all they can ever remember is the beach (?) (Ok not every traveller, but you know what I mean). We all know the sort. Public school boys/girls that graduate; hop on an aeroplane to explore the world; hitch-hike through the lowlands of India; grow their hair; don't wash their armpits for a moon or two; smoke a reefer someplace along route; and come home claiming to be 'hippies' or 'Buddhists'. Then again we suppose things could be worse...

Many people think it a clever idea to travel to **Thailand** to smoke grass. However, considering the Thai authorities draconian approach towards cannabis possession amid foreign tourists, (and the prospect of languishing in a Thai jail), I'd be one of the first inline to disagree. **Laos** allows for a much less intimidating experience, and a calmer approach towards cannabis use. (Remember, it's still illegal in Laos folks!)

The next destination is for the truly seasoned stoner. **The Himalayas** - that great expanse of cleft, woodland, snow and rock. Travellers can get lost in the foothills of the Himalayas for years without ever reaching the peak or mountaintop. Popular destinations for UK Stoners at present include **N. India, Bhutan**, and under more peaceful times **Afghanistan** and **Nepal**. Summer travellers are often disappointed to realise that the gear available in summer is last season's crop. Then they realise the hash has been matured for some time and so is usually potently strong. Once again the laws aren't what they are back home, so don't be surprised by tales of travellers being bribed by the police for possession. Always travel light!

Many a brethren and tourist will travel across the duck-pond to the Caribbean, particularly **Jamaica** this summer, since the air be sweeter and the erb be greener. There is always something for the tourist to smoke. The same rules apply in Kingston as in Calcutta, if/when-carrying

ganja, always be carrying extra dollars to pay-off corrupt police officers. Better still smoke all the evidence at once (it costs a lot less than the cost of several months in prison). What is it they say? "crime pays". **Mexico** is another country in Central America that's good for smoking, drinking cocktails, and generally living it up. **Colombia, Bolivia** and **Belize** also offer for good smoking spots, although the social and political climate isn't always so welcoming. (Check with the Foreign Office before hand).

At present **Afghanistan** and **Pakistan** are off the cannabis travellers list of place to go smoke. Only mad dogs and Englishmen would be crazy enough to step foot in the foothills of the Hindu Kush at the moment (?) It's not like the tourist information office in Kabul is overrun with phone calls right now. As with any country, Afghanistan's time will come again - the same goes for **Iraq** and **Iran**. Given the chance tourist would happily flock into these countries to sample their hashish (that's right, given the chance they'd all still be growing their own cannabis).

Some other recommended places to get blasted during the summer that often remain unbeknown to the average stoner, and thus may involve some Sherlock Holmes style investigation, may include: **France and Spain**; the best places to smoke Moroccan hashish without leaving the comforts of Europe. Finding "hiya" (top-quality hash) in France is a lot like hook-a-duck (you can still do it when drunk). Decriminalisation in Spain means there are now many grow-shops geared towards both outdoor and indoor cultivation, (If you visit, be sure to pick-up a free copy of Soft Secrets). **The French Pacific**; lots of islands some of which hold sativa smoke. Some background research may be needed (Watson?). **Hawaii**; is another group of islands now famous for their top quality cannabis flowers. American laws, say no more. **Australia**; although decriminalisation only covers the outback states, homegrowing is becoming an occupation in Oz. Expect to be taking outdoor sativa strains collected from all over the world. Keen botanists might also like to spend a week or more searching for the fabled 'Ducksfoot', a cultivated variety found in the Australian bush.

Next are the countries where Brits think it's a good idea to go smoke cannabis. In reality they spend the whole holiday

asking locals for hashish with no response. Places like **Turkey, Israel**, and **Greece**. Places where too many of the locals wear cannabis motif T-shirts, yet between them, not one of them, has a joint, has ever seen a joint, or knows where to get one (?) This often includes all those tourist-hotspots that sell sun, sea and sex. The places that play on the absinthe minded after x5 tequila-slammers. Places whereby seasonal dealers pray upon the schools (or is that fools) of Brits that leave their brains with their baggage at the airport.

To cut a long story short, every experienced traveller knows that the best hash and grass abroad is always to be found in those there hills yonder, not in the city itself. Be they holidaying in Bogota or Rome. Get a good guide; pack a sturdy pair of walking boots; some mosquito repellent; and some packets of rizla (this is always advised, since finding thin papers abroad is sometimes tricky); a map of the local area; and explore. Many foreigners (locals) associate the British with a load of larger-swilling, football-fighting, (some times spliff-smoking) idiots. And who could blame them! Try and leave a nice image of the 'British' abroad this year. People are often fascinated with the British and the strange little customs they take on holiday with them. Like queuing for tickets; ignoring strangers; asking for change in Africa; or for credit in Jamaica. Our customs aren't going to help us abroad, so best we all get used to the idea before we set sail.

Upon return from their travels, British travellers can be sure a warm welcome from HM Customs and Excise; who will be ready and waiting to confiscate any prohibited souvenirs (usually offering a court hearing and/or a fixed penalty fine for smuggling small amounts of cannabis). Back on British soil and the plea of "personal officer-sir" and a backhanded \$50 note is more than likely gonna get you extra hours/days/months in jail. Such is the law of the land, something that is always worth considering, before setting out to play 'Howard Marks'!

The moral of this tale (if there is one) is to stay safe this summer, travel the globe as you would have done anyhow, and on route smoke some crazy strains of weed and infamous types of hashish without offending anyone (leave the attitude at the airport, not your brains). Above all have fun!





YOUR ONE STOP GROW SHOP

Tel: 020 8502 7722
Unit 6, The Acorn Centre, Roebuck Road, Essex, IG6 3TU

Opening Times: Monday - Friday 10am - 5pm
Saturday 10am - 4pm Sunday Closed



- LABORATORY EQUIPMENT • SPORES • SYRINGES
- MYCELIUM • SPAWN • GROWKITS
- FRESH MUSHROOMS

greenfinger
HYDROPONICS

exceed YOUR **LIMIT**




2 huge locations
easy to get to
lots of stock - you never leave
wanting more!

T Marchant Estate
42-72 Verney Road
Unit 59, S. Bermondsey
SE16 3DH

16-18 Park Road
Unit 3 Park Works
Kingston Surrey
KT2 6BX

020 7394 0629 020 8546 3444
www.greenfinger-hydroponics.co.uk

now available: full colour catalogue
call or email to get yours today!

now accepting    on-line and in the shops!

BUBBLE HASH BAGS CHEAPEST IN EUROPE!



NEW BUDGET RANGE FROM.....



NEW PRICES ON OUR PREMIER RANGE
CHECK OUT OUR WEBSITE
FOR NEW PRODUCTS AND
FREE POSTAGE IN THE UK



WWW.BUBBLESAC.CO.UK

WHOLESALE ENQUIRIES : 0044 7780916356

Hop on your rented bike and do...

The Amsterdam coffee shop tour

There are a lot of uncertainties expressed as to which exactly was the very first coffee shop in the Netherlands. Soft Secrets UK here sheds some light on this colourful piece of its homeland's history by means of a bicycle tour around Amsterdam. So hop on your bike and follow us!

By Martijn Haas

Actually, a bicycle tour around the first Amsterdam coffee shops can begin from anywhere in the city. This is because the marihuana culture that emerged in the mid-1960s, surfing the wave of the alternative Provo movement in Amsterdam, did so in a very fragmented way. Lovers of the green gold got hold of their gear from a wide range of dealers spread all over the city. Mostly these dealers had brought the marihuana themselves to the Netherlands from countries such as Morocco, Lebanon, Nepal and Afghanistan. The controls for these drugs were in those days not so strong as they are today. And around this growing smoking scene was of course the hippie culture (that actually has never really left).

De Melkweg

For this reason we begin our tour on the pedals of a traditional Dutch Gazelle bike at a real hippie location, one that has been and still remains an icon of Amsterdam's cultural life, *De Melkweg*, or Milky Way.

On the 17 July 1970 a summer project was launched, called simply '*Melkweg*', in an old milk factory on the Lijnbaansgracht at number 234a. It consisted of a tea house, a café-restaurant, and in a larger room where music, film and other artistic presentations were given. The project was a success, so that in 1971 it was repeated. In 1972 the project was given a permanent character and so began the real history of the Milky Way. The success of the whole thing was in no small part down to the emerging rise of youth tourism. Amsterdam was in those days for many people the centre of the world, and the Melkweg very quickly became one of the city's most holy places and biggest attractions. In the previously mentioned tea house, people could buy weed and hash. So you could in fact say this was the first coffee shop in Amsterdam, even if it was not actually called a coffee shop. That term would not emerge for another few years, when the rather more commercial types got into this increasingly lucrative market.

The very first actual coffee shop in Holland is actually not in Amsterdam at all, but in Utrecht

Elsewhere, all over the Netherlands these kinds of tea houses sprang up in youth centres. Other legendary names include *Kashba*, *Fantasio* and *Paradiso*, also in Amsterdam, and *Doornroosje* in Nijmegen.



The 'fake' Mellow Yellow at the Vijzelgracht: not the first at all



The building that once housed the one and only Mellow Yellow in the seventies

Mellow Yellow

The first independent coffee shop in Amsterdam was *Mellow Yellow* at Amstel 53, established in 1972, which from the *Melkweg* (near the Leidseplein), takes a stiff quarter of an hour of pedal pushing to reach. We arrive at the stretch of the Amstel river known locally as Weesperzijde. There is not actually much to see any more that reminds one of the notorious history of this majestic building on the Amstel. The location looks more like the kind of haunted house you see in children's books. The inhabitants, if they are there, keep the curtains firmly drawn. The front garden is overgrown with plants that look as if once in a while they might have had cuttings taken from them.

Nevertheless, it was here that pioneer Werner Bruining with a few friends set themselves up in a squatted bakery, to provide his customers with plant-based pick-me-ups, that sometimes he had received from the infamous hash smuggler Klaas Bruinsma, who had his headquarters one street further up in the Blasiusstraat.

Mellow Yellow, named after the song by protest singer Donovan about smoking (and getting high from) banana skins, was so successful that Bruining pretty quickly

restricted his opening times to just a few evenings, because otherwise the long lines of weed-hungry Amsterdammers lined up at his counter could never have been kept in check. Bruining was often too smart for the police. The building was built with secret doors, and a hidden kitchen where the stash was hidden.

Some of you well versed in the Amsterdam coffee shop scene will perhaps be thinking that a coffee shop with the same name, *Mellow Yellow*, at Vijzelgracht 33, near the junction with the Prinsengracht, was the first coffee shop in Amsterdam. But this just is not true. We now need to cycle back a bit into the centre of town to disentangle this bit of confusion. *Mellow Yellow* on the Vijzelgracht, a gaff that until recently was painted bright yellow and black, was set up in the mid-1980s by an entrepreneur who brought a certain posthumous honour to the real first coffee shop in Amsterdam. Pioneer Bruining actually set up his own business in 1978, when he had absolutely had had enough of the police raids and the murderous competition of other sharper (because more commercial) coffee shops.

Making good use of that famous name from the past means that to this very day the current new *Mellow Yellow* on the Vijzelgracht is always nice and full. Even though the business has changed hands over the years. But to talk of it being a legendary location? That would be taking

Mellow Yellow was built with secret doors, and a hidden kitchen where the stash was hidden

things a bit far. This *Mellow Yellow* is at best a nice enough shop for people living in this part of Amsterdam, who can pop in for a nice gram of pollen. And of course there are plenty of tourists visiting each day, coming in the mistaken belief that they are visiting the first coffee shop ever. Just leave them in their (intoxicated) delusion, you can see in the eyes of the friendly shop assistants this is what they are thinking at such moments.

Anyway, the shop with the unusual name once in a while gets a visit from a mystery guest. *Mellow Yellow* coffee shop-pioneer Werner Bruining himself pops in regularly, addicted as he is to the table football table up in the back of the small shop, or at least, so goes the story. But perhaps for him the trip there to the new *Mellow Yellow* is also something of a sentimental journey.

Rusland

The Soft Secrets bike rally pedals inexorably on. And despite the unsteady wobble of the wheels as a result of all the smokeable goodies already consumed by the rally's organisers and participants, there is still a sense of direction to the journey!

The next coffee shop in this already pretty crazy and way out magical history tour is *Rusland*, on the small street near the Amsterdam Red Light District of the same name.

To bring this whole 'first' business once more to a head, we can safely state that *Rusland* too can lay claim to the title of first coffee shop in Amsterdam. Because even though it was set up two years after



Another legendary shop: Rusland

Mellow Yellow (in 1974) it is still the longest established of the still existing coffee shops in the Dutch capital. It is not for nothing that this establishment has been issued by the Amsterdam chapter of the Bond van Cannabis Detailisten (Union of Cannabis Retailers) with the membership serial number 001, displayed on its logo sticker stuck on the inside of one of the windows of the business. The coffee shop was set up by a certain Maarten, who was well known as a regular customer of the old *Mellow Yellow* on the Amstel. The weed world was not so very large back then.

Lets invade Russia for a while, was the slogan with which Maarten enticed his customers with back then. The Cold War was then still in full swing. The names of the hash and weed varieties that were supplied by 'the Man' sound now like a roll call of nostalgia: Thai sticks, Durban Poison, Acapulco Gold, Oaxaca, Hawaii, Nepal, Menali, Afghan, Moroccan, Red and Yellow Lebanon.

So what is it like nowadays working in the oldest coffee shop? We asked the staff, who were probably not even born when *Rusland* opened its doors. But the barman and the bar lady did not have a lot to say about it (or were they just too stoned?). Yes, the water supply leaks sometimes,

Did you know that a rubber glove is essential during the harvest? When you wear one of these thin gloves (the ones you get from the chemist's or the dentist's are ideal) on one hand, you can carefully grasp the buds with it and keep the other hand free for using the shears with. The harvest will proceed a lot more smoothly; gathering and processing the stickiest of plants will run more smoothly!

because it is an old building. And once in a while a customers does come he declaring how he used to buy his dope 20 years ago from the place. Oh yes, and the guy who set it up's name is Maarten, added the bar lady. She said she had read that somewhere. After a furrowing her brow for a while she realised that she had actually read it in a showcase with articles in it at the front of the shop. A-ha...

Siberië

Some tourists make their way to a coffee shop with a very similar name, *Siberië* ("Siberia"), on the Brouwersgracht at number 11, a hectic ten minutes' criss-cross bike ride through the city centre. But *Siberië* dates from 1981 and is therefore not exactly the first coffee shop in Amsterdam, as some sloppy city guides like to mistakenly shout out. But it should be added that the licensee of this shop also numbers among the marihuana pioneers. But to be fair, there are plenty more of them.

The Bulldog

From *Siberië*, we wheel our bikes and cross the busy roads around the main drag from the central station, Damrak. Once we have made it over to the Warmoestraat it is just a short stone's throw to the famous coffee shop *The Bulldog*, on the Oudezijds Voorburgwal at number 90. There next to the date of its establishment – 1975 – in bold letters on the shop front, it states that here you are entering *The First and the best coffee shop in Amsterdam*. Yeah yeah. Any experienced local smoker can



The official logo of coffee shops

tell at a glance at the logo sticker of the Bond van Cannabis Detaillisten that with registration number nr. 002 something is not quite right in that statement. By which of course we in no way mean to do the Bulldog-establisher down or take anything away from him. Because after all, as the guy himself, Mr Bulldog Henk de Vries has pointed out many times: it was his business that in 1975 opened its doors not perhaps as the first of its kind, but certainly it was the first coffee shop that was not exclusively aimed at a public of hippies and other cornucopian connoisseurs. *The Bulldog* was there for the regular guy.

We can safely state that Rusland too can lay claim to the title of first coffee shop in Amsterdam

So good, Henk and his *Bulldog* did of course play a pioneering role. That's why at first we see this fine example of unalloyed Amsterdam bluff with our eyes only. But of course here too we see many happy tourists behind the windows, happily under the assumption that they find themselves in the first coffee shop in Amsterdam. Who are we to disturb their peaceful idyll?

And with that we come to the end of this wonderful journey along the picturesque canals of Amsterdam. Finally every dark corner has been illuminated of this shady history that has lead to so many misconceptions and created so many differences of opinion around the table football and over the water pipe.

On behalf of Soft Secrets we would like to end with the conclusion that in heart of every true marihuana lover there will always be a place for all the men and women who a good 30 years ago blazed the trail for the selling of hash and weed in The Netherlands.

At the end of our trip we sold off our bikes in the traditional Dutch way – to a passer-by. With the proceeds we then stocked up on smokeables for the journey home.



The Bulldog coffee shop at the Leidseplein

The very first: Sarasani, Utrecht

The very first actual coffee shop, dear reader, is actually not in Amsterdam at all, but in Utrecht. There, in the basement of Oude Gracht 327 in the dockyards, bon viveur Holly Hasenbos set up as early as 1968 the first café establishment, with a music stage and a house dealer, where marihuana could be sold and consumed. *Sarasani* was named after the East German circus that had always stored its tents in what became the shop.

Hasenbos, who died in 1984, was among the great champions of the legalisation of soft drugs and as a result of that he regularly made enforced visits to the local nick. Even the customers were once in a while dragged by the boys in blue out of the shop and off to the nearest cop shop. In addition Hasenbos regularly took out the shop's columns to make room for the reptiles that he kept on the premises. He once kept baby crocodiles, to protect the hash supply that was hidden in their terrariums.

The great and the good of Utrecht had a lot of trouble with *Sarasani*, or so you can read in old newspaper clippings. In particular, Mayor Vonhoff of Utrecht described hash smugglers as the lowest of the low among all the criminals that existed.

Since 1984 the establishment has been in the hands of Ton Hol and Fanny Venier. Visitors still encounter in *Sarasani* the authentic atmosphere of a sort of psychedelic cave. Even if the loyal customers no longer have to deal with the lair of exotic reptiles situated by the entrance.

If you really want to skin up in the very first coffee shop ever, then go to Utrecht and visit *Sarasani* at the Oude Gracht 327, right in the heart of town.



Hydroponica

Specialists in Hydroponic and Aeroponic equipment

www.hydroponica.biz

130 Doncaster Road, Wakefield. Tel : 01924 362888 info@hydroponica.biz

TTb Hydro's Ltd.

Ethnobotanics

The 1 Stop Hydro Shop. For All your Hydroponic Needs



We gro with you!



Palmscale 6.0



BROWNSUGAR

Devote



53 Kettering Road Northampton NN1 4AJ.UK

Tel : FAX = + 44 (0) 1604 454733

Let's Grow... Together

Stocking the revolutionary dissolved oxygen system O2XS



Hours:
Mon-Fri 10 - 5:30,
Sat 10 - 4:00,
Sun hours
by appointment

- Largest hydro shop in the region
- new larger premises.
- Ample free parking
- 5 mins from Jct 13 & 14 M1
- Stocking all the major brands and latest equipment

The Greenhouse Effect

Unit 2, Eagle Farm, Cranfield Road, Wavendon, Milton Keynes,
Tel: +44 (0)1908 585283 info@thegreenhouseeffect.co.uk

www.thegreenhouseeffect.co.uk

For all your indoor growing needs...

lights.nutrients.growtanks.propagation.environmental control.



<http://www.medwayhydroponics.co.uk>

7a Cuxton Road
Strood
Kent
ME2 2BT

T: +44 (0)1634 735444

E: enquiries@medwayhydroponics.co.uk

A History of Pipe

By Lazystrain

The history of pipe smoking, now where do we begin? Primitive peoples captured the essence of fire, threw some cannabis flowers onto the fireside, and unquestionably got high. Much later people crafted wood into vessels (pipes) to hold cannabis flowers as they smoldered, again to get high. These wooden or bamboo pipes tended to get broken easily, and when spent were thrown into the fireplaces to burn. For this reason, archaeology cannot readily support evidence of pipe smoking until later periods in history when people switched from wooded pipes, to those made from earthenware or stone (the pipes that archaeologically remain). To look into the origins of pipe smoking is then to delve into the smoke-rings of history, while breaching the backwaters of the anthropological unknown.

Hemp Saunas

Figures in Ancient History do not always provide evidence to support the smoking of cannabis. When they do they often describe smoking techniques that we are unfamiliar with today. For example, the first Greek historian Herodotus suggests that:

‘...hemp grows in Scythia, a plant resembling flax, but much coarser and taller. It grows wild as well as under cultivation... They take some hemp seed, creep into the tent, and throw the seed on to the hot stones. At once it begins to smoke, giving off a vapour unsurpassed by any vapour-bath one could find in Greece. The Sythians enjoy it so much that they howl with pleasure. This is their substitute for an ordinary bath in water, which they never use.’ [Herodotus, ‘The Histories’, Book4; 74-75]

This is a judgmental account of cultural history during the 5th century BC; one that omits the role of cannabis flower surrounding the hemp seed while overlooking the primary function of inhalation (getting stoned). The idea of a “hemp sauna” in antiquity does however refresh the notion that people were already thinking about ways to consume large amounts of cannabis, quickly, either for purification or recreation, or both.

These nomadic tribes lived in tents, herded cattle, and cultivated crops across vast regions of land stretching from the Mediterranean to the Arabian Sea, from Somalia to Mongolia. These nomadic peoples can be traced back to the forefathers of today’s Bedouin. Since time forgotten the Bedu have traveled and traded commodities, such as rock salt, gold, frankincense, myrrh, opium and cannabis, across at least three continents of the globe. As we begin to trace the origins of pipe culture, in places we find ourselves tracing the trade routes of ancient Bedouin tribes; the ancient track ways that once coursed pipe culture from east

to west. These trade routes are enriched by a timeless sense of forbidden history, which we as cannabis smokers often find hard to grasp. Our ‘History of the Pipe’ then starts its journey upon an ancient ‘Silk Road’ someplace in the Far East. From herein working its way ever westward through the sandy echoes of time, a pipe culture began to evolve.

Wooden Pipes



As already suggested wooden pipes do not often show up in the archaeological record (either or they are more than likely overlooked during excavation). Wooden pipes tend to include those made from hardwood, fruitwood, and bamboo. Many examples of primitive wooden pipe designs are still popular in SE Asia today. The mysteries of early pipe smoking are at present exactly that, a mystery. We must then assume that placing cannabis flowers into wooden smoking vessels was a means to and end - a quick and relatively simple method of inhaling cannabis smoke. We could then view the technological advancement from ‘hemp saunas’ to ‘wooden pipes’ as a case of “logical progression”.

Likewise pipes allowed personal mobility and freedom when smoking, something that communal saunas could not. The pipe provided individuals with a means of performing personalized rituals with cannabis. The pipe it would seem had become a piece of “portable material culture”. The meditative role of the pipe among Himalayan Sages, who spent many hours in desolate isolation, is also most interesting. Perhaps then early “pipe culture” allowed people time to sit, and to think and to contemplate upon the world in which they lived.

Chillum



The Chillum is thought to have originated in China. Modern day interpretation however often attributes the chillum’s spiritual role within society to the Sadu (holy men) of India. Traditionally chillum were made from

cow-horn or clay, fired into a funnel shape. Chillums can also be made from carved wood or stone, with the effect being much the same.

To smoke a chillum, the funnel is first loaded with ganja (herbal cannabis). A damp cloth is then placed over the small end of the funnel. Next the contents are set to smolder with a flame or small burning coal. Smoking chillum is a lot like smoking a giant spliff without the paper. The intensity of the smoke is quite overpowering and harsh to take.

The chillum was no doubt popular for some time during the Neolithic (New Stone Age) simply because this era went on for so much time. Rather than having to craft a new pipe from wood when someone fancied a smoke, people started to reach for the stone chillum instead. The chillum gradually became a durable and easily transportable object, often associated with knowledge. A technological revolution in pipe smoking was set to begin...

Hookah pipes



The Hookah is thought to have originated in India (or perhaps China if one follows hearsay). Modern day interpretation however often attributes the Hookah pipes recreational role within medieval society to the dervishes and other tribal outcast within Islamic society. The first hookah-pipes were of wooden design; made from an empty coconut shell and a length or two of bamboo or wood (similar to those used in Jamaica today). The empty shell was filled with water so as to subdue the harshness associated with chillum smoke. This in turn allowed for the pure smoking of hashish.

The fashion of Hookah smoking traveled from Bedu camp to Bedu camp like mindless jinn. Although forbidden among orthodox Muslims, the rise of Islam propagated a culture of hashish smoking on hookah-pipe throughout the Arabic world (cultural diaspora facilitated by trade). In Persian times the hookah was used for smoking both hashish and opium resin (often combined). The Bedu who traded in such wares as hashish and opium took fancy to the Indian custom of smoking these wares via water (water already playing a sacred role in desert life). The Bedu then transported this invaluable piece of material culture with them from place to place as they traveled. Just as they carried water in goatskins they now carried hashish and hookah. In time the Hookah had traveled all of the ancient trade routes in the eastern world, each time leaving roadside residents in a cloud of exotic smoke. From India “hookah culture” traversed Persia into Arabia and Turkey.

From therein caravans of packhorse and camel carried the essence of the hookah-pipe onward into the Mediterranean and North Africa.

As time progressed the design of the hookah-pipe became more and more ornate. By 1500 AD the brass hookah had become popular in Turkey. Metal and glass replaced bamboo and coconut. Where nomadic peoples required small transportable pipes that could easily be carried through the desserts, city dwellers required statutory pipes, big pipes that hold lots of water and lots of hashish! A Turkish fashion for smoking hookah-pipe in public (rather than under private tent) gradually emerged. This aided political debate across a common forum and as a result the first hashish coffeeshops were born - a passion later suppressed within both Turkey and Arabia by the arrival of tobacco. (www.hookahcompany.com/hookah_history.htm)

Censer



A large censer in front of a Taipei temple



Simple earthenware (pre-columbian) censer



Gold plated censer

The high priest that swings that thing about his robes burns incense. The censer is a metal vessel suspended by three chains. A burning coal is placed into the censer and small pieces of incense are placed upon this. While not technically a pipe, the smoke that fills the censer fills the mind. Likewise the origins of the censer often hold history with hashish. The role of cannabis, within Zoroastrian culture for example holds that essential oils associated with hashish were once procured as incense and used in ritual purification - which is just a milder way of enjoying the undertones of cannabis flowers, while not admitting to getting stoned.

Clay pipes



Traditionally the clay pipe is Neolithic in origin (sometime around 20,000-10,000 BC); a crude pipe with a rough bowl and stem that much resembled a chillum. What we shall discuss here are the finer clay pipes used during the modern era, usually made from fine earthenware, like china porcelain or white-clay. Pipes used for smoking cannabis and tobacco really became popular during the colonial period (c1500-1900 AD). Following the “Discovery of the Americas” and the “discovery of tobacco” (both myths), pipe smoking became somewhat the fashion in Europe. (I’m gonna skip out Sir Walter Raleigh and his fellow Slavers at this point, since they were nothing but a glorified bunch of Pirates!).

Pipe smoking was already a popular habit within the Americas a long time before the pirates moored anchor off the American coasts. Native Americans had been smoking peace pipe for countless centuries beforehand (...surely Bedu caravans didn’t penetrated that far, did they?). The slavers that landed in the New World during the 16th and 17th centuries did however carry cannabis seed; about which they cultivated wherever the land suited. They also bought forth clay pipes with which to smoke the sativa harvest.

Colonial clay pipes are what we’d call “Ship shape and Bristol fashion” (a standard of the colonial past). They are simple in design and often crafted from lightweight clay. The charred bowl of a colonial pipe may be oval, circular or elliptical, and of varying depth. The fluted stems ordinarily taper into a delicate mouthpiece. Sadly the stems do not survive the centuries and are usually missing. To touch fine clay pipes feel as ivory, soft with years of discernable smoking behind them (an object of thinking). These clay pipes when broken are easily spent and so get placed on rubbish heaps for archaeologists to find centuries later. Then they get passed about students of archaeology who invariably claim they were once used for smoking ganja; as they prop them

into their mouths; their lecturers look on vaguely amused that such notions still find ground. These clay pipes are indeed artifacts of modern cannabis culture. One day we hope they shall be recognized as such and rightfully preserved alongside similar objects of cultural interest.

Pipe Renaissance

During the 18th and 19th centuries, as a result of empirical expansion, naïve curiosity, rebellion and exotic fantasy, pipe smoking undertook its own renaissance. The wholesale shifting of people (social and material culture) from one place to another, ensured that the “art of pipe smoking” would continue to reach new people as it had done for centuries, in time honored fashion, beforehand. Only this time round “pipe culture” was propelled by the wind at sea (and later by steam, rail, and petrol). The caravans of camel had seen their day...

The simplistic designs of both the chillum and the hookah were best put to use by Jamaican Maroons (those that had escaped their captives). The coconut pipe, that mainstay artifact of imbibement, still finds roots amid Jamaican Rasta today. This is perhaps one of the best surviving examples of primitive pipe-technology still in use! The bowl of a traditional coconut pipe is made from a clay chillum (or “chalice”, as Rasta would call it). The chillum is placed into a bamboo down-pipe that runs into a reservoir of water held within the coconut shell. Then a bamboo mouth-pipe is added. Hey-presto we have a hookah-pipe a la Rasta! This is perhaps one of the most enlightening and pleasurable ways to reason with a pipe, since the stone allows for swift meditation, the hit being so incredibly strong.

Victorian types reveled in the luxuries of exoticism and sin. Opium dens were once as common in London as massage parlors are today. Here the Hookah-pipe had been “re-civilized” by the European, taken from the hands of those “eastern savages” only to lay-waste to the minds of London’s petite-bourgeois and affluent rich. Hashish was ordinarily served alongside the wholesome smile of a China-man who would thereafter offer opium to smoke for a few pennies more. Followed by a quick nap and a cup of Siamese tea, this was decadence at its utmost extreme...

Modern Pipes



Modernity (the bit before, between and after the wars) was a time of great exploration. Pipe technology moved dramatically during this time. The industrial machine saw that glass pipes could be manufacture-blown with reliability, metals could easily be smelted and cast into patented moulds. Then came plastic technology, alongside the Vietnamese war and hippie culture, which each helped to re-revolutionize “pipe culture” in turn. The hippie movement re-spawned the notion of the chillum, the hookah, the peace pipe and the bong,, “the times they are a changing”. Plastic and “bong culture” gave rise to the bucket bong and those water pipes typical of coffeeshops. Manufacturers started to produce pipes with those little gauzes to match. Wholesalers started to import hookah-pipes from anyplace eastern, just to supply the ornamental demand of yuppies desperate to decorate their Kensington apartments with would-be eastern relics. The times had changed that’s for sure... people had started to make crack-pipes out of coke cans!

Post-Modern Pipes

Today people strive for more, for bigger, for better. Giant pipes sometimes sit larger than the characters that smoke them, while little pipes are so small you have to ask “Is that a pipe you’ve got there with you?” Crafty pipes that look like credit cards and cumbersome pipes that require electrical input to charge them. Hand blown glass-pipes that command their own place in cannabis culture, vaporizers and combustion devices each claiming “a purer smoke”. What with the immense range of pipe smoking paraphernalia presently available, we sometimes have to wonder if today’s pipe smokers were ever born?

Tomorrow’s pipes will no doubt be engineered from bulletproof titanium, they’ll be 100% waterproof, the gauze will automatically fit the cap, the hit-hole will easily find the thumb, and the hubble-bubble of inhalation will be the

most harmonious uplifting experience one can buy. Then you’ll cough out a large cloud of resinous pipe-smoke, the alveoli will have opened, and the job of getting high will have once again been done.


The next time you put a flame to the cap of a pipe and sit ready to extinguish the negativity of the modern world by freeing your mind; spare a thought for our pipe-smoking ancestors. Pay homage to that bright spark in history that first placed ganja into vessel, fired it up, smoked it and said: “hmmm, I like”. Think back to the caravans of Bedouin traders that once breached the impenetrable and inhospitable places of earth, the deserts, just so as to bring you your pipe.

Whoever these people where, they deserve just a little bit of our respect from time to time...



Did you know that Top 44 is well-known for its enormous production of leaves? Although thanks to this the plants can take up huge amounts of energy, it also makes for quite a bit more work during the harvest!





ROOTZONE
HYDROPONICS LTD

Units 2 & 3
The Green Business Centre
The Causeway, Staines
Middlesex TW18 3AL
Telephone: 01784 490370

www.hydrowebshop.com

NEAR THE M25, JUNCTION 13
ONLY 2 MINUTES FROM THE MOTORWAY
- PRIVATE PARKING -
ESTABLISHED OVER 8 YEARS

open Monday till Friday 9.30 - 17.00
Saturday 9.30 - 16.00



Hydro Supplies
434, Marfleet Lane
Hull
HU9 3NA
Tel: (01482) 783985
Fax: (01482) 783985
www.hydrosupplies.com
enquiries@hydrosupplies.com

Grow & Bloom
329 Beverley Road
Hull
HU5 1LD
Tel: (01482) 346797
www.grownbloom.com
enquiries@grownbloom.com



20-21 Sadlers Farm
Bowers Gifford
Basildon
Essex, SS13 2HD

Tel: 01268 799828
Fax: 01268 799829
sales@grotechonline.co.uk
www.grotechonline.co.uk

EST. 1995

LIGHTS · NUTRIENTS · SYSTEMS

The GPoD is now available in 3 different models:
The GPoD - 96 plant system (complete or basic system)
The GPoD+ - 6 plant system with 1 x 600w and 440w of side lighting
The GPoD XL - 144 plant 7ft system with 3 x 400w lights



Suppliers of hydroponic products from leading manufacturers such as:
Plagron, Cellmax, Canna, House & Garden, Grodan, Ruck, S&P
Stockist of organic products, Homeboxes, Nutriculture systems, lighting, fan controllers, pH and CF meters, odour and pest control, ducting and sheeting plus much more...

- Experienced & Friendly Staff
- Expert Advice
- Fast Mail Order Service
- Wholesale And Retail

Opening Times
9.30 - 17.30 Mon - Fri
10.00 - 16.30 Sat

email: sales@grotechonline.co.uk
web: www.grotechonline.co.uk

www.progrow.co.uk

GREAT KIT DEALS




0%

FINANCE AVAILABLE INSTORE AND ONLINE!

Online and open for business

- 100% safe and secure
- Delivery options
- Special offers
- Online support
- Plain wrapping
- Fast reliable service
- Site search facility



PROGROW HYDROPONICS EXETER
tel: 01392 276998 Email: info@progrow.co.uk

Smoke Free Environment: The Health Fascists Strike Again

Dr John Dee

By the time you read this, the ban on smoking in enclosed public places in Scotland will have been in force for a few months. Somewhat surprisingly, it appears to have worked rather well (if one overlooks the isolated incident of the Edinburgh barman who asked a customer to extinguish their cigarette and received a punch in the head for his trouble). Indeed, an unexpectedly high number of smokers have expressed the opinion that the ban is very much “a good thing”.

Now, tobacco smoking is one of those practices that are very hard to defend. There are three principal reasons being given as to why the ban is a good thing: health, financial and environmental. Basically, smoke is bad for you, costs a lot of money (with little in the way of return other than coughing, emphysema, cancer etc) and is an irritant to others in the immediate vicinity.

These are practical reasons, and I suppose all fair enough, but there’s a bigger picture to be considered at the same time. As I say, smoking is nearly impossible to defend and it seems to me that this

is how the government has managed to pass the legislation so painlessly. Nobody seems to think there’s a problem in being essentially *forced* to stop doing something that someone else disapproves of. The issue of freedom of choice insofar as the smoking debate goes seems to only apply to the non-smoker. Sure, there are more people in the country now who don’t smoke than do, but the fact remains that something like a quarter of the population choose to smoke and have effectively been criminalised overnight. Further, nobody is complaining about it because they’ve been sold the notion that “it’s good for them”.

Professor David Courtwright in his book *Forces of Habit* (recommended reading, incidentally) lists five conditions necessary prior to the illegalization of a particular drug or substance. These are:

1. The direct harm done to oneself and to others.
2. The social costs.
3. Religious/moral disapproval.
4. The association of a particular drug with deviant or unpopular groups.
5. The perception that drug use endangers the future of the group, tribe, community etc.

Up until recently, smoking would have ticked all the above boxes bar the one regarding ‘deviant or unpopular groups’. The introduction of the new legislation has effectively marginalised smokers and made them a *deviant subculture* (at least in the eyes of non-smokers): what else would you call the huddled groups of people enduring all sorts of ostracism (and miserable weather) in order to have a puff? The UK: an inclusive country...but not if you’re a smoker.

I don’t know about you, but I think the idea of the government deciding and telling me what’s good for me at this level has an alarmingly dictatorial ring to it. Smoking is bad for me, okay, I get the picture, but I want to smoke and I’ve got the money to pay for them so get out of my face and leave me alone.

What happens when the next item on the hit list is something that non-smokers enjoy? Alcohol, perhaps? The smoking ban was the trial: if people accept that they’ll accept anything if it’s packaged and spun the right way. Any idea one might have that at some point in the future the UK will liberalise the cannabis laws and we’ll be able to enjoy a coffee shop culture...well think again. If one can’t smoke a cigarette in a café there’s no way a joint is going to be countenanced. And the smoke-free evangelism is spreading: Netherlands, beware.

The health zealots will have their way and I have a very real sense that the tobacco ban is just the beginning.

dimethyltryptamine777@hotmail.com

Meth Myth

By Joe Kane

So the big new kid on the block is supposedly this methamphetamine shit. It’s nearly instantly addictive and man, it’s really, no I mean it’s REALLY bad for you. Straight up: the government and the press tell us so it must be true, right?

Okay, it’s time to cut the fucking crap. Meth has been around in the UK for a good number of years. The first time yours truly heard of it was back about 1990 when it was called ‘Ice’ and was being punted as a sort of dancey-clubby-feel goody type thing, aimed at pretty much the same crowd as Ecstasy. I remember it being sold as ‘M25’ as well (anyone who was around the London rave scene around 1990 will dig the name and get the smile, so I’m not going to explain it here).

But for some reason it never really caught on as a competitor to E. Some individuals of my acquaintance who move in those kind of pharmaceutical circles reckoned that back in the early 1990’s they couldn’t give the fucking stuff away. So in a stroke of genius it was decided that rather than put meth up against E as a competitor (and there are a lot of prissy fuckers out there who will swallow dodgy pills by the bucketload but who’ll turn their noses up at speed cos it’s “a dirty drug”), sell it as E...

...after all, the fact is that all most people are looking for is a pill or two for a night out and most of them wouldn’t know MDMA if it bit them on the arse.

Yeah, so although I’m not usually one given to taking Jack and Jills, I do enjoy the odd E once in a blue moon. And this is where I had my first experiences of methamphetamine; it was being sold as E and guess what? That’s right: no fucker knew the difference.

Here’s the thing, okay? The effects are extreme euphoria, increased need for physical activity and enhanced self-confidence. Sound familiar? The icing on the cake is that one of the visible side effects is sweating and tooth grinding. Sounds even more familiar. In fact, the next time someone describes an E pill as being “speedy”, it probably fucking is.

But hey, the fucking fact is that this is just the kind of thing you’re looking for in a club environment.

So yeah, the Kaner has done methamphetamine: big fucking deal. I’m not dead, I’m not living in a rubbish bin, I haven’t lost all my teeth, I don’t stink like a meth chemist’s kitchen and I’m not injecting the fucking stuff into my dick (or anywhere else). What’s all the fuss about?

I read in the paper that the meth buzz can last for between two and three days. TWO OR THREE DAYS? Fucking hell, I’ll have some of that! Unfortunately, readers, it’s not true. In fact, it’s utter bullshit: it actually lasts something like 4 to 8 hours, which is another reason why it can be sold as Ecstasy.

This 2 to 3 days shit is actually the length of time it hangs about in your body after a night out. Depending on how much you’ve used. There’s a chance it’ll show up in a piss test after 2 or 3 days as well, so watch it. Then again, this is better odds than getting piss tested for weed which can stay in your body for up to 28 fucking days.

So kids, here’s the deal on methamphetamine: like everything else, don’t use too much, don’t use it all the time, don’t inject it, and DON’T believe the hype

OPINION

Download
your back
issues of
SSUK for FREE



www.softsecrets.nl

Print it and you'll
know it!

Soft Secrets UK:
essential reading for
Britain's growers, tokers
and cannabis businesses!

NO BULLSHIT
NO BULLSHIT
NO BULLSHIT
NO BULLSHIT
NO BULLSHIT
NO BULLSHIT
NO BULLSHIT
NO BULLSHIT
NO BULLSHIT
NO BULLSHIT
NO BULLSHIT

Metrop®


concentrated liquid fertilizers

www.metrop.nl

tel.: +0031 (0)30 6877 274 / fax: +0031 (0)30 6877 423

the green room
boudicca mews
moulsham st

chelmsford essex



hydroponics
01245 262221
www.thegreenroomuk.com

OPEN 9AM TO 1AM
Cup winner 2000 & 2002
Bongs



WWW.THENOON.NET
Zieseniskade 22 - 1017 PT Amsterdam
Between rijksmuseum/leidseplein



FOOTBALL & POOL TABLES
INTERNET & VAPOURISERS
FOR YOUR PLEASURE
GROUPS WELCOME
ON YOUR WAY TO THE
HEINEKEN EXPERIENCE

THE WORLD'S FIRST COFFEESHOP!

 **WHEELCHAIR ACCESS**

OPEN 9AM TO 1AM
VIJZELGRACHT 33



EYE1DER

ONE STOP GROW SHOP!!!

296 Bradford Rd
Batley, West Yorkshire
WF17 5PW
0845 456 0795
(10-call local rate)

ORGANIC / HYDROPONICS Nutrients, soils and medias. Top brands always in stock - advise for beginners!	MEASURING Testors, Meters, all you need to grow!	POST HARVEST Trimming machines for sale & hire, scissors etc	SEEDS Seeds from all good seed banks in stock!
ODOUR CONTROL Carbon Filters and Ozone generators (odour control)	BOOKS Extensive range of Books and Mags	HEAD GEAR Legal Highs, pipes, skins, vaporizers etc	ENVIRONMENTAL CONTROL Vast range of fans, ducting, Co2 Solutions Advise on creating the perfect environment!

www.eye1der.co.uk - online shop launches JAN'06

All goods are sold for novelty/educational interest. It is not the aim of the company to induce anyone to break the law and we will not be held responsible for those who choose to do so.

ORGANIC KITS STARTER
EVERYTHING YOU NEED TO START GROWING

400W 600W 1000W
SYSTEMS SYSTEMS SYSTEMS
ALL AT VERY GOOD PRICES - CALL FOR A QUOTE!

CALL OR GO ONLINE FOR MORE INFORMATION

HYDRO KITS STARTER
EVERYTHING YOU NEED TO START GROWING

400W 600W 1000W
SYSTEMS SYSTEMS SYSTEMS
ALL AT VERY GOOD PRICES - CALL FOR A QUOTE!

CALL OR GO ONLINE FOR MORE INFORMATION

The Guardian Thursday 16, March 2006



Police found 800 cannabis plants when they raided a house in south-east London yesterday Photograph: Glenn Copus/PA

Growing problem

- Scotland Yard has smashed 300 suburban cannabis factories in London in the past year
- The average factory may produce £70,000-worth of cannabis every 11 or 12 weeks – worth about £250,000-£300,000 a year
- Police are trying to track factories by getting electricity companies to check abnormally high power usage, although many growers bypass meters with “jump boxes” or generators

Hartlepool Mail

Thursday 23, March 2006

Drug charge

A MAN accused of growing cannabis has had his case adjourned.

Hartlepool man Douglas James Butler is alleged to have grown cannabis on January 13.

Town magistrates adjourned the case until next Wednesday. Butler, 37, from Derwent Street, Hartlepool, was granted unconditional bail to that date.

The Sun

Monday 13, March 2006

Drug run kills mum

A MUM of three was killed as a drug courier tried to flee from cops.

Leah Van der Wal, 27, suffered massive head injuries in a freak crash.

Her Nissan was knocked into oncoming traffic by a van driven by Carl Freeman, 47.

Freeman, of Leeds, was carrying 50kg of cannabis – worth more than £214,000.

He was jailed for 4½ years for drugs offences at Leeds Crown Court.

But a charge of causing death by dangerous driving was dropped as cops had shunted into his van, leading to the tragedy near Wakefield.

Herald Express Tuesday 21, March 2006

Firm masked cannabis ‘farm’

BEHIND the respectable façade of a wholesale flower business a South Devon family ran a sophisticated and highly profitable cannabis farm with crops approaching £250,000, a court has been told.

And some members of the family were so greedy that after police raided them and the case was going through the trial process they set up a second operation from a hidden walk-in container and in the loft of the family home, it was alleged.

Exeter Crown Court heard yesterday that the front for the cannabis growing enterprise was Williams Flowers, a wholesale operation run from a site in Straplake Lane at Starcross.

Prosecutor Malcolm Galloway said police first went to Williams Flowers in August 2003 and the smell of cannabis was so pungent that officers forced entry into a number of walk-in containers. Inside they found sophisticated hydroponic growing equipment, heavy duty electrics, fans, high powered lighting and chemicals.

The prosecutor said in the first container they searched police found over 400 plants being brought on in a delicate system which included electrics, lights on timers, CO2 control equipment and bottles of chemicals. There were labels on the plants showing the different strains being produced.

The handwriting on the labels was later examined by an expert who concluded that it matched that of Kevin Williams, it was claimed.

In a second trailer they found adult plants under stronger lights with humidity control thermostats, fans and a hydrogen meter to bring on the high cash crop.

Mr Galloway said the potential yield from the crops found in August 2003 was £224,000. Two other containers were also found at the site with cannabis plants and equipment.

Mr Galloway told the jury that the electrics in the containers fed from the main office of Williams Flowers and at times it was costing £180 a week to supply the containers with power. Fingerprints in some of the containers were matched to those of Kevin Williams and it was alleged that Peter Williams, his father, was also involved in the professional commercial cannabis growing operation.

Mr Galloway said after the first raid police went back to Williams Flowers in February 2005 and found that the commercial growing operation was again in full swing. This time a container had been buried under soil. Also an inspection pit in the main office had been kitted out for cannabis growing and the prosecutor described the business as highly profitable for a relatively small outlay.

He said on this occasion police also went to the family home in Fairlea Close,

Dawlish, and when they opened up the trap door to the attic they found more growing equipment and plants.

Mr Galloway said this second operation would have been worth “many thousands of pounds profit for the growers”.

He said fingerprints belonging to Robert Williams

were found on a Coke glass in the attic and DNA on cigarette ends matched Robert Williams.

In the loft was a yellow Post It sticker with written instructions on growing cannabis and that matched the hand writing of Kevin Williams.

“The Crown say this was not for personal use but a commercial enterprise for high profit,” said Mr Galloway.

He told the jury that when Kevin Williams was first interviewed he said he was the joint owner of the land with his father and the business imported flowers wholesale and sold them on. He said the containers were not his responsibility but that of his father Peter Williams. He said they were rented out to private customers and he did not know anything about what was going on in the containers.

Peter Williams said the containers had

never been used for cannabis. He rented them out to someone who put the money through the letter box of the flower business. He could not name the man but said he was in his middle twenties, white with long hair.

After the second raid Kevin made no comment. Robert Williams said he had no idea the plants were in the loft and he had never seen any other family members using the attic.

Peter Williams, 59, and 39-year-old Kevin Williams have both pleaded not guilty to producing cannabis and possessing it with intent to supply it.

Robert Williams, 18, and Kevin Williams have denied being concerned in producing cannabis and possessing it with intent to supply it.

Kevin Williams had further pleaded not guilty to two more charges of producing cannabis and possession with intent to supply.

Their trial continues.

Another member of the family, 20-year-old Richard Williams has pleaded guilty to possessing cannabis with intent to supply it and will be sentenced later.

WHY?

HY-SUPPLY

wholesale in grow supplies

Industrieweg Oost 8B,
bedrijventerrein De Aam
6662 NE Elst (Gld)

Tel: 0031(0)481 452290
Fax: 0031(0)481 452910



info@hysupply.nl

www.hysupply.nl

hydroponics

CENTRE.COM

**Specialists In Customizing
Gardens/Indoor Growrooms
To Suit Your Needs & Budget !**

**Whether You Are A Novice Or Professional Grower We Have Everything
You Need & Much More, Just Visit Our Online Store!
Call For Friendly Help & Advice.**

Opening Times Mon - Sat 10.00 - 6.00 pm. Out Of Hours Appointments Available Upon Request.

T: 023 92669277 F: 023 92669276 W: www.hydroponicscentre.com
Hydroponics Centre, Unit 1B OJ'S Industrial Estate, Claybank Road, Portsmouth, Hampshire, PO3 5SX

St. Albans Hydroponics

Several growrooms on display

Unit 5, London Road Ind Park, 222 London Road, St Albans, Hertfordshire AL1 2NN
tel-fax: **01727 837400** // web: www.stalbanshydroponics.co.uk



2 Cantilupe Road
Ross on Wye
Herefordshire HR9 7AN



Tel: 01989 - 762839
Fax: 01989 - 769209

www.growmaster.co.uk
info@growmaster.co.uk

SUPPLIERS TO THE INDOOR GARDENER

Southern Daily Echo Tuesday 21, March 2006

Dealer caught on camera by alert neighbour

By John Hoskins

john.hoskins@soton-echo.co.uk

A HAMPSHIRE drug dealer is today behind bars after being caught on camera by an eagle-eyed neighbour.

Anxious Ray Adlam was so concerned about youngsters gathering on a nearby green that he turned detective.

He discovered the teenagers were making regular visits to the home of a neighbour, Nigel Andrews.

Mr Adlam, 60, filmed the comings and goings on his video camera and presented the tape to police, who mounted their own surveillance operation.

Officers stopped one youth as he emerged from the house and found he had **cannabis** worth £10 in his pocket.

They then arrested Andrews and raided his home, where they found more of the drug and a set of electronic scales with traces of cannabis on them.

Now Andrews, 34, has been jailed for 21 months.

Jurors at Southampton Crown Court took just 20



BEHIND BARS: Nigel Andrews.

minutes to find Andrews guilty after he had denied two counts of possessing cannabis with intent to supply and one of being concerned in its supply.

Acting Detective Sergeant Andy Harford, of the New Forest police, said: "This was a positive result and we applaud Mr Adlam for his courage and his efforts in helping police bring this offender to justice."

Andrews, 34, of Anson Close, Ringwood, told police that he had bought cannabis resin in Bournemouth and harvested some herbal variety of the drug in New Forest woodland, all for his own use.

He told the court he had smoked cannabis since the

'Those caught supplying cannabis to people under 18 will go to prison for a significant length of time'

— Judge David

Griffiths

age of 16 and had kept a six-ounce self-harvested batch hidden from his landlord Brett Dimmer, who did not let him smoke at home.

Passing sentence, Judge David Griffiths told Andrews: "This involved supplying to willing youngsters and a prison sentence is absolutely inevitable."

"I want people in Ringwood to be left in no doubt that those caught supplying cannabis to people under 18 will go to prison for a signifi-

cant length of time."

Charles Ward-Jackson, mitigating, said there was no evidence of corruption. They were streetwise young men who knew what they were getting into. We are dealing at the bottom end of supply."

The prosecution described Andrews as a "low-level neighbourhood dope dealer".

Andrews told jurors the youths were either visiting to play games on his computer, to meet friends, sell him duty-free tobacco, or, on one occasion, to pick up a mobile phone left earlier in the day.

He said he had "never sold drugs" and he did not want the youths to suffer memory loss or to become lazy and jobless like him.

Mr Ward-Jackson added: "This activity marks a new departure for him. He found a way of supplementing his meagre wages to fund his own habit. He gave up cannabis five months ago."

Andrews had seven previous convictions for possessing the drugs and one of possession with intent to supply.

He also had a history of convictions for theft, burglary and criminal damage stretching back two decades.

Oxford Mail · Saturday 11, March 2006

CANNABIS SEIZED IN RAID ON HOUSE

By Ruth Keeling

TIP-OFFS from members of the public paid dividends after police seized cannabis and growing equipment in a drugs raid.

Officers found several bags of cannabis after they forced their way into an isolated semi-detached property, off Binsey Lane, Binsey, Oxford, yesterday.

Police have now warned

anyone cultivating cannabis that sooner or later, someone will report them and they too will face being raided.

The drugs seized were less than police had hoped for, as it had been thought that an outbuilding at the property rented from Christ Church could have housed a cannabis factory.

Officers were still pleased with the outcome and acting Sergeant Alan Coffey said the operation would send a mes-

sage to others.

He added: "My feeling is that the equipment they have got has the potential to be for more than just personal use."

"In most of the rooms there is some sort of evidence of drug preparation or use."

"We have obtained community intelligence about this, we have acted on it and we have found drugs."

Within the cramped and dirty two-bedroom house, officers found six harvested

plants, fertilizer, lighting equipment, and two carrier bags full of cannabis weed.

A further nine plants, which had not been cropped and were housed in a wooden box insulated with tin foil, were found in a shed.

The shed and garden contained more equipment which police believe could have been used for large-scale

*The best, greatest, cheapest,
quickest, most flexible and friendly
grow wholesaler worldwide.*

HY-SUPPLY
wholesale in grow supplies

Industrieweg Oost 8B,
bedrijventerrein De Aam
6662 NE Elst (Gld)
Tel: 0031(0)481 452290
Fax: 0031(0)481 452910



info@hysupply.nl

www.hysupply.nl

A

ADVANCED Hydroponics LEEDS

Unit 22 64 Mabgate Leeds West Yorkshire LS9 7D Z

Tel: 0113 244 0433 Mobile: 079 79406184

Fax: 0113 244 0434

Email: advancedhydroponics@hotmail.com

House and Garden, Canna, RVK Fans, Advanced Nutrients of
Holland, G H E, Growth Technology, B.A.C. Online,
Ozi Magic Grow Juice, Sylvania GroLux Lamps, Microbial RTU,
Liquid Lead, Brix+, Phatt Filters, Black Max Ozone Generators,
Grodan, B'cuzz, Atami.

www.advancedhydroponics.co.uk

30
years of
experience



Come
grow with
the experts

**Lights • Seeds • Headware • Nutrients
Grow Systems • Books & Magazines**

A-Zee Hydroponics offer an array of products and
brands to help the growing community including a wide
variety of stock from ranges such as:

BIOBIZZ • BIO NOVA • CANNA • GUERILLA GARDNER
HYDROGARDEN • GROWTH TECHNOLOGY • HOUSE & GARDEN
GREENHAZE • OZI TONIC • SUPERNATURAL BAGS • HYDRO &
ORGANIC GROWING SYSTEMS • CO₂ MANAGEMENT &
ENVIRONMENTAL CONTROL



ECO SYSTEMS
in stock now

PLUS...

Sciarid fly control
Predators for organic pest control
Organic spidermite control

call 01708 551199
fax 01708 551198

a-zee-hydroponics.co.uk
or azeehydro.com

Unit B2 • Suttons Business Park • New Road • Rainham • Essex
Just off M25, J30/31, onto A13 London, Ferry Lane turn off, behind Elite Tyres



206 West St.
Sheffield S1 4EU
Tel: 0114 2787 808

Chris X "the nicest people
to deal with"

Rob X "top attitude, they
always have time for you"

Our Stock Includes:

Hardware

Lighting, Equipment, Propagation Kits, NFT
Systems, Acroponic Systems, Homebox (1msq
/1.2msq), Autopot Kits, Air Filters, Ducting, Fans,
PH / EC Testers, Grodan Blocks

Nutrient & Additives

Canna, Vitalink, Bio-bizz, Advanced, Ozi Magic,
Plagron, Amsterdam Indoors, Supernatural,
Growth Technology & Bono



Observer Sunday 30, April 2006

'Prince of Pot' sows the seeds of his own destruction

by Tony Thompson

Vancouver

MARC EMERY is not your average international drug kingpin. The man described by the American Drug Enforcement Agency as Canada's biggest trafficker and self-styled 'Prince of Pot', who faces the death penalty if convicted in the US, freely admits to having made millions from marijuana. He ensures as many people as possible know about it and even listing his profession as 'marijuana seed vendor' on his tax returns.

In Canada, possession of less than 30 grams of marijuana or seeds carries a 12-month prison sentence and a \$1,000 fine, but the law is almost never enforced, making marijuana all but legal.

The proof of this is everywhere. Cafes in a Vancouver district known as 'Vans-terdam' allow customers to bring their own marijuana and smoke it at their leisure, often testing out a variety of bongs and vaporisers.

Emery's influence has reached well beyond Canada. In the past decade he has sold more than 5 million seeds over the internet and, via mail order, at least 3 million to the US. Though locally the authorities were willing to turn a blind eye, the DEA saw things differently.

After repeatedly finding his seeds at the heart of illegal growing operations throughout the US, it made Emery its sole Canadian target and launched an 18-month investigation which ended in his arrest last July.

On Thursday, Emery will appear at a preliminary hearing before his trial for extradition to the US for selling marijuana seeds – a crime for which no Canadian has even been jailed.

Under American law, selling more than 60,000 seeds qualifies for the death penalty. Emery is the first person to be arrested with enough seeds to qualify. In the basement of the shop that doubles as the headquarters for the pro-legalisation party he founded, Emery is the first to

admit that, in many ways, he has brought his troubles on himself.

'I guess I've spent the last few years undermining the DEA and mocking their war on drugs. They are the ones with the guns; the only thing we had on our side was the plant. The only thing we could do to win was to spread the plant.'

'I wanted to increase the number of people growing it, lower the price and spread it throughout the world. I wanted to start a self-financed capitalist revolution. A revolution through retail.'

The business made C\$4m (£1.9m) profit, but Emery gave it away to pro-cannabis causes. He makes no secret of his vision – to 'overgrow' the governments of the world by spreading marijuana faster than anti-drug agents can eradicate it.

'They call me a drug kingpin and say that I am bigger than any other gang in Canada, yet when they raided me they found no drugs, no sports cars, no palaces, no money. I have spent it all on supporting the cause.'

Emery believes the DEA is politically motivated. In a hastily withdrawn official statement issued on the day of his arrest, attributed to Karen Tandy, head of the DEA, his arrest was described as 'a significant blow not only to the marijuana trafficking trade in the US and Canada, but also to the marijuana legalisation movement... Drug legalisation lobbyists now have one less pot of money to rely on.'

Emery describes his arrest as 'the greatest battle of my illustrious career' and compares himself to Martin Luther King and Mahatma Gandhi. Becoming a martyr – preferably a living one – for the legalisation movement is the quickest way to achieve his goal of seeing marijuana legalised. 'The war on marijuana is the most important issue of our time. I want to see drug-peace in my lifetime.'



Marc Emery: 'When they raided me they found no drugs, no sports cars, no palaces, no money.'

Thursday 9, March 2006

Tree surgeon's '20 joints a day'

A 35-YEAR-OLD tree surgeon who claimed to smoke 20 cannabis joints a day had more than 200 cannabis plants growing in a bedroom cupboard and the loft when police raided his Ashprington home, a court heard.

If all the plants had survived to maturity the harvested cannabis would have been worth up to £24,000, crown prosecutor Deborah Hodges told the magistrates.

But Richard Clow's solicitor William Parkhill told the court that many of the plants were dead or dying and would only have been worth some £5,000.

He said that while Clow was using hydroponic equipment to grow the cannabis it was a "DIY job" set up by Clow based on information he had got from the Internet and books.

"It was not commercial in any way," he told South Devon Magistrates sitting at Totnes Court.

Clow, who now lives in Bonchurch Road, Brighton, admitted cultivating cannabis plants, possessing 33 grams of cannabis, 5.62 grams of cannabis resin and 1.86 grams of Psilocybin – or magic mushrooms – all at Ashprington on November 2 last year.

He was remanded on bail until April 7 as the case was sent to Plymouth Crown Court for sentence.

Ms Hodges said police had raided the house at Ashprington where they found 103 cannabis seedlings

in a bedroom cupboard under a lamp.

In the loft they found 133 large plants being grown with hydroponic equipment. They also found cuttings and cannabis resin in the bedroom along with the magic mushrooms, she said.

Ms Hodges said Clow had told police he smoked 20 joints a day and grew a crop of cannabis every year "to see him through".

She said police experts had worked out that if all the plants had grown to maturity they would have yielded two kilograms of cannabis – enough for 7,692 joints worth between £18,000 and £24,000.

She said that anyone smoking 20 joints a day would have difficulties in driving or operating machines – as Clow did as a tree surgeon.

She also said Clow had a previous conviction for drug possession dating back to 1990.

Mr Parkhill said Clow was an "habitual user" of cannabis and the cannabis was for his personal use.

He said Clow had decided to grow his own rather than go out and buy it because he used around one ounce of the drug a week.

He disputed the number of plants that the police had found and the amount of cannabis that would have been produced.

He said it was "a small scale operation, a backyard operation set up with knowledge garnered from the Internet and various books".

He added: "There is no evidence that he was supplying drugs to anyone other than himself."

Reading Evening Post Thursday 20, April 2006

Man 'used dope to get to sleep'

A MAN who admitted using cannabis to help him sleep was hauled before a court yesterday.

James Marshall, 26, of London Road, represented himself at Reading Magistrates' Court, where he pleaded guilty to one count of possessing cannabis.

Edward Pleeth, prosecuting, said police searched Marshall's basement flat and found two small bags of cannabis resin,

which he admitted were his.

Mr Pleeth said: "He was interviewed and admitted possessing it, saying he used it to help him sleep."

Marshall said he is already getting help for his drug use.

Magistrates gave him a conditional discharge for one year and let him off paying any costs.

Standard Lite Wednesday 19, April 2006

'Stoned George on 20 joints a day'



'Gone to pot': Michael

GEORGE MICHAEL has smoked up to 20 super-strength cannabis joints a day, close friends revealed today.

They fear the singer's addiction could see him die young, and said the habit had ruined his career. Toby Bourke, who sang with Michael on the 1997 top 10 hit Waltz Away Dreaming, says the drug has turned Michael into a "stoned waster".

"When you smoke as many spliffs as he has done you simply cease to function," Bourke said.

"Cannabis has destroyed his career and I'm really worried it could now endanger his life. Drugs have made him depressed."

Michael was questioned yesterday by

BY JACK LEFLEY

police for 90 minutes over claims that he drove off after colliding with three parked cars in his Range Rover near his Highgate home. Scotland Yard said its traffic division would now consider the case.

Michael, 42, has not performed a world tour for 15 years and his last album *Patience* was released in March 2004. "I don't think you'll see much more work from him."

"He is basically lazy – and it is all the cannabis he's smoked that has made him like that," Bourke, 41, told the Daily Mirror.

The Sun Thursday 20, April 2006

Prison for guv's son

A WARDER given £1,000 to smuggle drugs into the prison where his father was governor was jailed for two years yesterday.

Martin Nelson, 25, was caught taking in 2lbs of cannabis resin for a lag at Swaleside jail on the Isle of Sheppey, Kent.

Dad Barry was at Maidstone Court to hear a judge tell Nelson he had disgraced his family. He admitted possessing drugs with intent to supply.

LED Grow Lamps

Save on Energy Bills (only 22watts)
 Grow in Mid Summer (warm to the touch)
 Reduce the Risk of Fire (no ballast)
 The Gentleness of Fluorescent
 with the Power of HID

Atmosphericzone.co.uk, +44 (0)1903 20 30 20

Mr Beam

HYDROPONICS AND PLANT LIGHTING SPECIALIST
 FOR A GROWING FUTURE

ESTABLISHED EIGHT YEARS

SALE NOW ON FOR A LIMITED PERIOD ONLY,
 SPECIALS ON CANNATRONICS LIGHTING RANGE.
 THE MR BEAM PROMISE IS BEST PRICES ON ALL
 LIKE FOR LIKE PRODUCTS,
 CALL OR POP IN FOR MORE FRIENDLY INFO.

ALL ROADS LEAD TO MR BEAM
 OPEN 7 DAYS A WEEK
 OUT OF HOURS BY APPOINTMENT ONLY
 MON - SAT 10.00 am till 5.30 pm / SUN 12.00 noon till 4.00 pm

NUTRIENTS:
 B'CUZZ / CANNA / BIO NOVA / IONIC / OPTIMUM / EUROPONIC / VITA LINK

HYDRO SYSTEMS:
 NFT SYSTEMS / DRIP IRRIGATION / AQUA FARMS / WATER FARMS
 ROCKWOOL / CLAY PEBBLES / COCO FIBRE

VISIT OUR NEW SHOWROOM
 LIVE WORKING DISPLAYS
 FREE REFRESHMENTS

CO2 MONITORING / EXTRACTION
 PH & CF CONTROL / AIR PURIFIER
 REPLACEMENT BULBS

REACH US ON:
 UNIT 9a NORTON COMMON ROAD, NORTON, DONCASTER, DN6 9HP
 TEL: 01302 708297, 01302 708640. / MOBILE: 07879232664.
 FAX: 01302 708297 / EMAIL: mr.beam@virgin.net / WEB: www.mr-beam.net

Website: www.gardenofedenhydroponics.co.uk

garden of eden

hydroponic store

**BARNSELY'S ONLY
 CANATRONICS DEALER**

All Major Credit Cards Accepted

Mail Order Service

Open 7 Days

Mon 10am-7pm
 Tue 10am-7pm
 Wed 10am-8pm
 Thu 10am-7pm
 Fri 10am-7pm
 Sat 10am-5pm
 Sun 10am-4pm

**Large Range of Marijuana
 Grow Books, DVDs &
 Cannabis Seeds**

SPIDERMITE PROBLEMS
 Full Range of Biological &
 Chemical Pest Control

**RVK Fans at
 Unbeatable Prices!
 Phone us Now !!!**

**Lumatek Digital Ballasts
 IN STOCK NOW**
 Simply the Best
 Phone Us Now for Specification

T. 01226 729560 F. 01226 729562

GROW YOUR OWN WITH GARDEN OF EDEN

NUMBER 1 FOR FRIENDLY IMPARTIAL ADVICE
 IN A GROWING MARKET

GARDEN OF EDEN
 YORKSHIRE LTD

Unit 4
 Zenith Park
 Whaley Rd
 Barugh Green
 Barnsley
 South Yorkshire
 S75 1HT

2 Miles from
 J38, M1

MACABOOSTER

HERBAL ENERGIZER
 SEXUAL ENHANCER

ENHANCES LIBIDO POTENCY AND FERTILITY
 INCREASE BODY ENERGY LEVELS
 IMPROVES PHYSICAL PERFORMANCE
 ENHANCES ENERGY, STAMINA AND ENDURANCE
 BALANCES BLOOD PRESSURE
 ANTIOXIDANT AND IMMUNOSTIMULANT

NEW!

WWW.MACABOOSTER.NL

TANGY GIFTS

**tangygifts,
 your
 one stop
 Headshop**

284-288 Stapleton Road
 • Easton • Bristol • BS5 0NW • UK

Tel: 0117 951 2202

Email:
sales@tangygifts.co.uk

Website:
www.tangygifts.co.uk

Shop Opening Times:
 Monday - Friday 12pm - 6pm
 CLOSED SATURDAY & SUNDAY

Wholesale Opening Times
 Monday-Friday 10am - 6pm

"The UK's first truly interactive online wholesale & retail Headshop supplier. We have all you need to open or restock your business with the finest smokeware. Our great range includes glass, plastic, ceramic, metal and wood bongs, pipes in all shapes and sizes, over 30 different scales, a range of 250+ cannabis seeds, a massive range of alternative books and magazines, Smart Drugs, Rolling papers & Blunts plus many more lines".

NO RETAIL CATALOGUE AVAILABLE.
 PLEASE VISIT OR PLACE YOUR ORDER ONLINE

WHOLESALEERS • RETAILERS • EXPORTERS

DEFENCE SECRETARY: EMBARRASSMENT

Sunday Herald Sunday 30, April 2006

Reid: no idea where cannabis in my home came from

By Bridget Morris

DEFENCE Secretary John Reid said yesterday he had no idea where cannabis resin found by police at his home had come from. He insisted there was no suggestion that he or any of his family were involved.

Police found less than one gram of the drug - with a street value of 85p - during a routine security sweep of his house in Scotland.

Reid said: "I can confirm that a minuscule amount of cannabis resin was found in the guest room of my home in Scotland last week by police carrying out a security check."

"I am told that it weighed a fraction of a gram, was worth around 85 pence and could be years old. I have no idea where it came from, or when. There is absolutely no suggestion that this in any way involves me or members of my family, and both I and the Strathclyde Police regard the matter as closed."

The cannabis discovery is thought to have been made several days ago, but

was only made public yesterday.

The house is within Reid's former constituency of Hamilton North and Bellshill in Lanarkshire. After boundary changes last year, he became MP for Airdrie and Shotts.

During the search Reid was not in the house - the family home when his first wife Cathy was alive. After her death Reid, 58, married film director Carine Adler. "Hundreds" of people are said to have been in the house over the years.

Reid is one of Labour's ministerial heavyweights. He has been health secretary, Northern Ireland secretary, Scottish secretary and leader of the House.

John Corrigan, the assistant chief constable of Strathclyde Police, said: "I can confirm that we have investigated the discovery of a small piece of cannabis resin in a guest room of a house within the force area."

"The owner of the house has co-operated fully with police and is not suspected of having committed any crime or offence."

"It is a regular occurrence for Strathclyde Police to find or become aware of small quantities of class C con-

trolled drugs that are not in someone's possession. This matter has been dealt with in line with the normal process."

The force said a report would not be being submitted to the procurator fiscal.



Police found a class C drug in John Reid's home

www.softsecrets.nl

Back issues
for free!

Scarborough Evening News
Tuesday 4, April 2006

Disabled man ran away from police

A DISABLED man managed to leap two gates trying to run away from a police officer.

Graham Hogarth, 43, was clocked driving at more than 80mph through Whitby before being stopped in Sneaton-thorpe.

He admitted wilfully obstructing a police officer and failing to provide a roadside breath specimen when he appeared at Scarborough Magistrates' Court.

Michael Sandiford, prosecuting, said Hogarth was chased by a police car and after finally stopping ran away, jumping two gates and crossing a field.

Clive Caddy, in mitigation, said Hogarth, of The Avenue, Whitby, was registered disabled and had had six spinal operations, meaning he was in constant pain.

He said: "He takes cannabis entirely to relieve pain in his back and the police have been quite sympathetic to him in the past."

"The same police officer who stopped him that night had previously cautioned him for possession of cannabis."

"Mr Hogarth had some in his possession again so ran off."

Magistrates fined Hogarth £300 and banned him from driving for 12 months. He was also ordered to pay £50 costs.

Heartland Evening News Tuesday 25, April 2006

CANNABIS FARM FOUND IN LOFT

By CLAIRE HARRISON

A MINI cannabis factory and around 80 big plants were found in the loft of a home in Nuneaton.

Police found the 'production line' in an attic area at a home on The Long Shoot, Nuneaton during a midday raid.

After searching the home, officers from the West Nuneaton Crime Fighting Team turned their attention to the attic where they found 80 plants, which they believe to be cannabis.

They also found drugs-related paraphernalia,

such as lights and silver foil, which was used to produce the Class C drug.

Officers also found two ounces of herbal cannabis, with a street value of £175.

They arrested a Nuneaton man in his 30s at the address during the raid at 12.30pm on Friday.

The suspect was taken to Nuneaton Police Station and officers later charged Paul Michael Hughes with production of cannabis and possession of cannabis.

Hughes was given police bail to appear at Nuneaton Magistrates Court on Tuesday, May 9.

The drugs were seized, alongside the para-

phernalia, and they have been sent off for forensic testing.

The operation has been hailed as a success by Nuneaton area Inspector Mick Boissanade, who said: "This is an example of good work by the West Nuneaton Crime Fighting Team."

Any resident who has any criminal activity, including drugs, in their area which they would like to report, can either contact Nuneaton Police Station on [redacted] or the Crimestoppers hotline, which is free and confidential, on [redacted].



The Times
Thursday 16, March 2006

Cannabis farms

A network of cannabis farms run by Vietnamese gangs is being targeted by Scotland Yard. The farms, which produce a powerful version of the drug known as skunk using indoor lights, are staffed by illegal immigrants who are made to work for the drug gangs to repay people smugglers.

EAZIYIELD
Hydroponics

YOUR NO.1 FOR HYDROPONICS SUPPLIES

Exclusively Presents

THE PRODUCER OUR VERY OWN MULTI POT FLOOD & DRAIN SYSTEM

12 POT SYSTEM
24 POT SYSTEM
36 POT SYSTEM
50 POT SYSTEM

DON'T JUST TAKE OUR WORD FOR IT. TRY IT OUT!! WE ARE SO CONFIDENT IN OUR PRODUCT THAT WE OFFER YOU A 2 YEAR, NO QUIBBLE GUARANTEE ON ALL PARTS!!

EAZIYIELD HYDROPONICS, SUPPLIERS OF THE PRODUCER. SEE US AT THE UK HEMP EXPO

CALL FOR FREE COLOUR CATALOGUE
0845 257 9241

EAZIYIELD
Hydroponics
0845 257 9241
www.eaziyield.co.uk

The online electrical wholesaler

www.theonlineelectricalwholesaler.com

Hydroponics suppliers to trade and public
Home of 'plug and grow' systems. Easy to use grow lights For 'one man and a plant'

Distributors of 'Enviro-lite' lamps, reflectors and lampholders
Manufacturers of 400 and 600w quality grow lights
Manufacturers of Quality batwing reflectors
Distributors of 'Lumatek' digital ballasts
Distributors of grow room ventilation equipment including 'RVK' fans, carbon filters, ducting, fan controllers
Stockists of wide range of horticultural lamps- Sylvania, Osram, Philips, Venture, G.E
Distributors of the new 600w digital growlight (low heat, low power consumption, pre-wired!)

Based in Cleckheaton, West Yorkshire, we distribute throughout the UK and worldwide.
We welcome all enquiries trade and public alike

TEL 01274 865985 FAX 01274 865963 **INFO@THEONLINEELECTRICALWHOLESALER.COM**

KATSU

Open:
Mo. till Th.
11.00-23.00
Fr. and Sa.
11.00-00.00
Sunday
12.00-23.00

KATSU Eerste van der Helststraat 70
1072 NZ AMSTERDAM Holland
www.katsu.nl katsu@katsu.nl

-Hydroponics made easy-

Crotters Bio Gardens

Saving mother earth the bioway

3 Radford Court, Ilkeston Road
Nottingham NG7 3DY - Opposite Co-op - Tel: 0115 9782345
Open: Monday till Saturday 10am - 6pm

PERSY GROWBOX

http://persygrowbox.com
This time its personal

01273 777335

Come and see us on stand 2 at this years UK hydro and hemp expo 28/29/30th July Ricoh arena, Coventry.
Ground floor workshop, 4 Kings Mews, Third Ave, Brighton. BN3 2PA

Grow Ireland

European Distributor for

GROTEK
SCIENCE FOR PLANTS
www.grotek.net

Trade only! **CALL NOW!**

www.growireland.com
T: ++353 1 8437616 - F: ++353 1 8430577
info@growireland.com

OMRI
Listed
Organic Materials Review Institute

Bolton Evening News Friday 14, April 2006

Dog caught woman who smuggled drugs in bra

A WOMAN who tried to smuggle drugs in her bra to give to her boyfriend in jail was caught by a prison sniffer dog.

Deborah Taylor at first denied she was carrying drugs — but then produced a small package of cannabis that had been hidden in her bra.

Taylor, aged 45, of Thomasson Close, Bolton, admitted possession of cannabis with intent to supply, when she appeared at Preston Crown Court.

She was given an eight-month suspended jail sentence.

She was also ordered to do 60 hours' unpaid community work and pay £245 prosecution costs.

The offence took place in February when Taylor

visited Garth prison, near Leyland.

Hilary Banks, prosecuting, said a prison officer was in an area where visitors enter when one of the prison dogs indicated that Taylor may have a prohibited item.

She was visiting her boyfriend who was serving an eight-year sentence for robbery.

At first she claimed she wasn't carrying anything. But when told that the police would be called and she would be strip searched, she produced a small package in a green balloon that had been in her bra.

It contained 5.2 grammes of cannabis, with a street value of £25. It may have been worth double that in prison, the prosecution said.

Mr Nick Ross, defending, said Taylor was "grossly disappointed" in herself for committing the offence. She was a woman of previous good character.

"Her boyfriend had asked her on a number of previous occasions to smuggle in some cannabis to relieve his pain, anxiety and depression. She had said no, but he persisted and she succumbed," he said.

"She realises she has been an absolute fool. She has profuse and sincere remorse."

Mr Ross said that Taylor had been under the misapprehension that cannabis was a substance to which a "blind eye" would be turned.

Evening Chronicle

Wednesday 12, April 2006

Drugs farm

A MAN has escaped being sent to jail after police found a cannabis farm at his home.

Police discovered 39 plants at Mark Welsh's house, at Lancefield Avenue, Walker, Newcastle, in December last year.

Officers carried out a search at another home, where Welsh later arrived.

He was found to be in possession of a small amount of cannabis.

The 27-year-old appeared at Newcastle Magistrates' Court and pleaded guilty to cultivating cannabis. Magistrates imposed a community order with 150 hours unpaid work. He was also asked to pay £50 costs.

Scotland on Sunday

Sunday 23, April 2006

Capel faces 2-year ban for drugs

STEVEN DOWNES — EXCLUSIVE

ONE of the world's fastest men is facing a two-year ban from the track after testing positive for marijuana at the British Indoor Grand Prix meeting at Birmingham in February.

It is the fourth time American John Capel, the 2003 world champion at 200 metres, has been sanctioned for using or possessing marijuana.

Capel, 27, lost out on a multi-million-dollar career in American football in 2001 when he was dropped by the Chicago Bears after being arrested for possession of the banned drug.

He moved back into athletics after his rejection by American football. With best times of 9.95sec for 100m and 19.85sec for 200m, Capel is one of a handful of top sprinters who have ever managed to run sub-10sec and sub-20sec. This latest violation for marijuana could see him banned for two years.

The world governing body, the IAAF, last night refused to comment. "It is our policy to respect the confidentiality of all athletes throughout the disciplinary process," a spokesman told Scotland on Sunday.

The Guardian Thursday 16, March 2006

Police raid Vietnamese cannabis factory

Police crackdown on homegrown drug industry

Seven held in attempt to break up gangs

Rosie Cowan
Crime correspondent

Police raided a cannabis factory and arrested seven people in London yesterday as part of a crackdown on criminal gangs involved in the multimillion-pound cultivation of the drug.

More than 20 officers raided a four-storey terrace house in a residential street in Woolwich, south-east London, where they discovered 800 cannabis plants.

Four men tried to flee but police seized them next door, along with another man and two women. Electricity workers had to make the property safe as it appeared the electricity meter had been bypassed to draw the large amount of power required to grow the cannabis plants hydroponically.

droponically.

Detective Chief Superintendent Sharon Kerr, of Scotland Yard's specialist crime directorate, said the "factory" was one of about 300 discovered by her officers across London in the past year.

"These are just the ones we know about," she said. "We are talking about ordinary terrace or semi-detached houses in quiet streets, specifically bought or rented for the sole purpose of growing cannabis."

"These houses, kitted out with special hydroponic equipment, can produce £70,000-worth of cannabis every 11 or 12 weeks, raking in big profits for the organisers, who are predominantly Vietnamese."

The smashing of cannabis production gangs is part of the Metropolitan police's new approach to combating organised crime by focusing on major criminal networks, rather than individuals, involved in illegal activity.

Around 70% of the UK's organised crime networks are based in London and the Met is targeting 170 of the capital's most serious cartels.

Anna Aquilina, specialist crime direc-

torate strategy adviser, said 47% of the crime networks are cultural. Their members come from the same country or ethnic background and speak the same language; 42% grew up in the same neighbourhood or were in jail together; 9% are in the same family and 2% are virtual; they may never meet but communicate by phone or internet.

Assistant Commissioner Tarique Ghafur, head of the specialist crime directorate, said globalisation, economic migration and the rapid growth of technology had made London a hub for criminals from all over the world.

He said it was difficult to persuade those from communities more recently established in the United Kingdom to come forward. "To get some of these people to engage with us, there will have to be a radical rethink around witness protection," he said. "In many cases, it cannot be thought in terms of individuals. Whole families, clans even, have to be considered, and there is sometimes an international dimension."



Low Budget Hotel

**N.Z. Voorburgwal 132
AMSTERDAM**



Unique opportunity..Bed and Breakfast,
Full legal Coffeeshop now on sale
Very rare combination.For futher info,
please call 0031648225667



NATURAL MINDS
THE SMART WAY TO GROW
HYDROPONIC GROWING EQUIPMENT

TEL: 07833 785343

UNIT 3A • BRUNSWICK MILLS • SOUTH STREET • HX1 2TE
HALIFAX



-natural taste improver
-the best on the market

www.guanokalong.com

100% natural bat fertiliser

UK distributor: **www.hydroganic.co.uk**

e-mail: info@hydroganic.co.uk Cell> 0781 2088053

Tel> 1903 602228 Fax> 1903 603696

SUNSHINE HYDROPONICS

"GOOD FRIENDLY ADVICE AND QUALITY
PRODUCTS AT A COMPETITIVE PRICE"

THE REAR OF 119 DARTFORD ROAD
DARTFORD KENT DA13 3EN T. 01322 223 737

OPENING HOURS

MON - FRI 10:00-17:00

SAT 10:00-16:00

THE BIGGEST SHOP FOR
HEAD/SMART PRODUCTS,
SOUVENIRS AND GIFTS

ALSO ROOMS AVAILABLE!

FOCUS

HEAD-SMART SHOP

MEDIATHEEK

OPEN: 7 DAYS A WEEK - 365 DAYS A YEAR
SUN TILL THU: 10:00-23:00 FRI & SA: 10:00-24:00
KLEINE GRACHT 14 MAASTRICHT

Planet Bong

A ONE STOP SHOP FOR...

HERBAL HIGHS. PAPERS. GRINDERS.
BODY PIERCINGS. NOVELTIES.
NEW: ADULT INTEREST ROOM!
VAPORISERS. JEWELLERY.
SCALES. BONGS. PIPES.
BOOKS. BUBBLE BAGS. SEEDS.
SCALES. FANTASY ORNAMENTS
...AND MUCH MORE!



01926 425050

Planet Bong, 53 Regent St, Leamington Spa, Warks, CV32 5EE

WWW.PLANETBONG.CO.UK

NO ITEMS FROM PLANET BONG ARE SOLD FOR THE FURTHERMENT OF ILLEGAL ACTIVITY

TheGrowDen

...making a greener World!

Hydroponic supplies .
Ventilation systems .
Grow lights . Fans .
Propagation Pumps .
Nutrients . Grow Media .
Grow Cabinets . Filters .
All Other Accessories .

for information call - 01634 239333

www.thegrowden.co.uk

2 Hothfield Rd, Rainham,
Gillingham, Kent, ME8 8BJ
franchise available

Everything for the budding grower!

COFFEESHOP

ANY DAY

Korte Kolksteeg 5, entrance Spuistraat

1012 SK Amsterdam

Tel.: +31(20) 420 86 98

Open: daily from 10.00 - 01.00

Admission: 18 year

Home of the vaporisor

Hartlepool Mail Friday 3, March 2006

Duo admit roles in cannabis farm

by Gary Martin

gary.martin@northeastpress.co.uk

TWO MEN have admitted their part in a cannabis farm worth more than £350,000.

Police unearthed the operation when members of Hartlepool's drug unit swooped on a warehouse in the town's Usworth Road industrial estate.

Four hundred plants at different stages of maturity were found in different parts of the warehouse.

Hartlepool pair Stephen Tumilty, 33, and Anthony Turner, 32, both admitted producing a controlled drug of class C when they appeared at Teesside Crown Court - but pleaded guilty on a certain basis.

Paul Cleasby, mitigating for Turner, said his client sold the lighting equipment for the operation, but was not involved in growing or selling the cannabis.

And Adrian Campbell, mitigating for Tumilty, said his client was only involved in part of the operation.

Judge Peter Armstrong adjourned the case for pre-sentence reports and warned the pair that custody was an option.

Detective Sergeant Matt Mason, who led the investigation, said: "This was a large-scale production of cannabis that came to light after an intelligence-led operation that had been ongoing for some weeks and months."

"The Hartlepool drugs unit were heavily involved in the planning and execution of the

operation."

No evidence was offered against two other men, Alan Murray, 33, of Owton Manor Lane, Hartlepool, and David Measor, 34, of Wordsworth Avenue.

Murray denied producing a controlled drug of class C and dishonestly receiving stolen goods.

Measor denied permitting premises to be used for the production of class C drugs. Not guilty verdicts were recorded against both men.

Turner, of Hurworth Street, and Tumilty, of Stephen Street, will return to Teesside Crown Court on March 24 to be sentenced. They were granted unconditional bail in the meantime.



The cannabis farm

Dundee Courier & Advertiser Thursday 13, April 2006

Jailed for prison drugs bid

A DUNDEE woman who stuffed drugs into her bra in a bid to smuggle them into Perth Prison has been jailed for two months, even though she cares for her terminally ill mother.

Perth Sheriff Court heard how Anne Stewart (25), of Lismore Terrace, was caught in possession of cannabis with intent to supply at the Fair City jail on March 31 last year.

Despite pleas for her liberty, Sheriff Foulis insisted the severity of the crime merited a prison sentence.

Depute fiscal Anne Hart said, "Witnesses employed as prison officers were on duty at the visitors' entrance. At about 7 pm the accused was stopped by both witnesses who asked if she would submit to a rub-down search."

"She agreed to that, but before the search began she produced a packet containing a brown substance from underneath her clothing," the depute fiscal continued.

"The illicit substance totalled 3.5 grammes and carried a prison value of £35."

"The accused said she had concealed drugs up her bra and had brought it for her husband."

Stewart's solicitor said, "It is inevitable in such a case that a custodial sentence would be considered, but I would urge the consideration of the direct alternative..."

"She shares the care of her terminally ill mother with her sisters. A GP has described her mother as a ticking time bomb as far as her health is concerned."

The solicitor continued, "She felt pressure to supply her husband... He simply would not take no for an answer, and is capable of placing her under mental and physical duress."

Sheriff Foulis said he had no option but to jail Stewart.

"It is not the value of the drugs that causes me a problem—it is the fact the location is a jail, and we all know the problems associated with drugs in prisons," the sheriff said.

Liverpool Daily Post Tuesday 25, April 2006

Drug cafe owner jailed for a year

THE owner of Liverpool's first Amsterdam-style cannabis cafe was yesterday sent to jail for a year.

Businessmen Gary Youds, 36, is starting a 12-month sentence for repeatedly flouting the laws banning the coffee shops.

Liverpool Crown Court heard Youds, a property developer, opened the Chillin' Rooms in Holt Road, Kensington, and began allowing people to smoke the drug in the cafe.

David Owen, prosecuting, told the court police raided the Chillin' Rooms twice last year.

He said each time officers noticed the air was thick with the smell and smoke of cannabis and there were several people inside the cafe.

The court heard users of the cafe were cautioned for smoking the drug, which was declassified from class B to class C last year.

Youds was arrested and raids on his semi-detached house in Cavan Road, Norris Green, revealed bags of cannabis and cannabis plants and cuttings were growing in an out-building.

BY SARAH CHAPMAN
Daily Post Staff

He admitted the bags of drugs were for his own use and he told police he would give away the plants and cuttings to anyone who wanted them, the court heard.

John Gibson, defending, said Youds believed people's attitude towards cannabis use had changed and he did not expect the police to arrest him for running the cafe.

He said: "He had expected some involvement of the police, but that it would never come to the stage it has now reached."

Judge Brian Lewis said his repeated flouting of the law meant a custodial sentence was inevitable. Judge Lewis told Youds: "I do not know what your intention was in committing these offences."

"Either you wanted to martyr yourself in the cause of the pro-cannabis lobby, or you wanted to set up a cafe which was a deliberate and blatant challenge to the law—that's ultimately what you did". Youds pleaded guilty to two charges of permitting the use of his premises to be used

for smoking cannabis. He has a previous conviction from last year for the same offence and he was conditionally discharged.

He also admitted cultivating cannabis, producing cannabis, possession of the drug and possession of cannabis with intent to supply.

Youds pleaded guilty to possessing a stun gun but the prosecution accepted his explanation that he was minding it for someone else.

Kensington councillor Frank Doran, who campaigned to close the cafe, last night welcomed the news.

Cllr Doran said: "This is a good result. Anybody who dabbles in drugs must feel the full weight of the law. The cafe itself has been shut for around five months but when it was open people would drive away under the influence which was another dangerous aspect. The premises attracted pond life and the sentence sends a clear message to people that Kensington is not somewhere you can come for drugs."

sarahchapman@liverpost.co.uk

Cafe has been shut for 5 months

Daily Mail

Tuesday 7, March 2006

Too good a life

I WORKED and lived in America with my ex-wife and four children for 15 years. I left in 1981, hoping that they would come, too, but my wife loved the 'good life', and wouldn't leave.

Cannabis smoking was the norm for teenagers then and try as I may, I couldn't change it. The kids all visited me in my new workplace in Saudi Arabia where drugs were unavailable.

The two elder girls weaned themselves off cannabis when they got responsible jobs.

The third girl met a wealthy young man. Unfortunately, his wealth came from shipping marijuana.

Four years ago, he was found dead from a heroin overdose. My daughter has been missing for more than two years.

My son, the youngest child, under his sister's boyfriend's coaxing, tried to become a dealer. Two years ago, he was charged with possession of firearms and threatening to kill the husband of his girlfriend. He was lucky to get away with one year in prison and deportation.

I was a good father, but I don't know what more I could have done—or could do now.

Name and address supplied.

Oxford Mail Friday 7, April 2006

YOU DOPES

PROPPED UP PLANTS LEAD TO SEIZURE HAUL COULD BE CITY'S BIGGEST

HUNDREDS of cannabis plants were found in two East Oxford houses yesterday in what could be the biggest seizure of homegrown drugs in the city.

Police discovered the first cannabis 'factory' after they saw two of the plants being used to prop open the front door of 23 Fairacres Road, off Iffley Road.

A substantial number of plants were also found in a property in nearby Warwick Street.

CID officers are investigating and forensic teams are expected to be carrying out a fingertip search of both houses today.

It is understood that the number of plants seized by police could be as many as 800, and that at Fairacres Road they were spread through every room of the house.

Oxford police spokesman Tim Wiseman said: "Officers entered the Fairacres Road property at 11am on

By Maddy Biddulph and
Nione Meakin

Thursday morning after what is believed to be a substantial number of cannabis plants were found at the address.

"It was discovered after two plants were seen propping open the door."

He said a man had been arrested on suspicion of cultivation of cannabis and was at St Aldates police station awaiting questioning, but for operational reasons, his age and where he was arrested would not be released.

Residents were not surprised to hear of the drugs seizure.

Neighbour Isabel Schmidt, 23, of Fairacres Road, said she was amazed that the offenders had such a 'gung ho' attitude. She said: "It is incredibly stupid leaving them (the plants) on the doorstep. But it doesn't surprise me. We have had a bit of trouble with this kind of thing before."

Another resident, who did not want to be named, said: "This area is quite renowned for having problems with drugs but the police seem to be clamping down on it."

The occupants of the house were not in when the police made their discovery.

The find comes just two days after Pc Martin Brock sniffed out a cannabis factory in Redwood Close while cycling on a routine patrol through Greater Leys. Police seized 14 plants — which had reached up to two feet high — growing in three hydroponic trays with high-powered lights.

Police arrested two people in a drugs raid at a house in Banbury yesterday. Officers raided the house in Easington Road, Banbury, where they found a substance believed to be cannabis in a car at the house. A man aged 31 and a woman aged 36 were arrested and were due to be questioned at Banbury police station yesterday.

nqonews@nqo.com

Press & Journal

Thursday 23, March 2006

In brief

Orkney sheriff in cannabis warning

A SHERIFF yesterday advised a young man in the dock at Kirkwall Sheriff Court to read some of the disturbing articles currently being published and which give a strong link between cannabis reliance and depression. Daniel Boatwright, 21, of Hillhead of Barrack Farmhouse, Auchnagatt, Aberdeenshire, formerly of 3 Main Street, Kirkwall, pleaded guilty to being in possession of cannabis resin on September 17, 2005, when police raided his flat and again on October 13, 2005. The court heard that during the first raid, around 70 grammes were found, with an approximate value of £200. During the second raid, only a small amount valued at around £7.50 was found. After advising him to read the articles on depression Sheriff Graeme Napier said he could send him away for three months but he did not see how that would benefit the general public. He fined him £400, to be paid off at £10 per week.

Evening Telegraph & Post

Tuesday 18, April 2006

Grower sentenced

Colin Robert Campbell (34), Park Avenue, was ordered to perform 270 hours community service by Sheriff John Miller at Dundee today.

Campbell had previously admitted being concerned in the supply of cannabis at his flat between February 10 and 11 last year and had also admitted that between April 1, 2004 and February 11, 2005 he produced cannabis at his home.

He had further admitted again producing cannabis at his home between May 11, 2004 and February 11, 2005. The court was told the cannabis plants would have yielded almost £4000 worth of illegal drugs.

The Crown accepted Campbell's concern in the supply was limited to one joint to a friend.

■ Darren Gordon Niven (17), Finella Place, was fined £100 by Sheriff John Miller at Dundee today.

He had previously admitted that between October 17 and December 13, while employed in the storeroom at TK Maxx, Dock Street, he stole a pair of trainers, two T-shirts, three sweaters, two bottles of aftershave, an MP3 player with adaptor, and a Bluetooth headset with charger, all worth £233.90.

Sheriff Miller also ordered Niven to pay compensation of £233.90 as although all the items were recovered they were unfit for resale.

Daily Telegraph Monday 1, May 2006

Reid's surprise as police find cannabis at his home

By Toby Helm
Chief Political Correspondent

JOHN Reid, the Defence Secretary, yesterday denied having knowingly been in possession of drugs after cannabis resin was found by police at his home in Scotland.

Less than a gram of resin — with a street value of 85p — was discovered during a routine security sweep of the house in his former constituency of Hamilton North and Bellsill in Lanarkshire.

In a statement Mr Reid said: "I can confirm that a minus-

cule amount of cannabis resin was found in the guest room of my home in Scotland last week by police carrying out a security check."

He had been told by officers that it could have been several years old. He added: "I have no idea where it came from, or when. There is absolutely no suggestion that this in any way involves me or members of my family and both I and the Strathclyde police regard the matter as closed."

"Hundreds" of people are said to have been in the house over the years.

BUBBLE BAGS  **OLLINATOR** 

www.paradox.co.uk



Hydrolight
UK

Hydrolight Uk Ltd, 40a St. Peter's St, Radford, Nottingham, U.K. NG7 3FF.

Your one stop Hydro shop
We have everything you
need to grow.
Lighting, Nutrients, Additives,
Boosters, Growing Media,
Seeds, Carbon Filters, Cloning
-lights, etc etc.....

Parking
Free advice
Free catalogue on request
All Mail Order enquiries welcome,
Discretion Guaranteed!

Pop in for a friendly chat!
Call today for a free catalogue!
Large orders welcome!
Student friendly shop!

www.hydrolight.co.uk

For the latest prices please call
or fax on these numbers:
Tel 0115 978 5556
Fax 0115 978 5556
Mob 0775 222 1813

OVER 25 YEARS EXPERIENCE IN GROWING!!

HydroLight

6 day's a week

Natures Resources

Let us lead you into the light

**Hydroponics & High Pressure
Sodium Lighting**

Tel: 0114 243 1037

*2nd largest
shop in Sheffield*

**Unit 18 • Newhall Road
ind. estate • Sheffield S9 2TW**

Open: Mon - Fri. 9.00 am - 5.00 pm

Wednesday late evening till 7.30 pm

Sat. 10.00 am - 4.00 pm

www.naturesresourceshydroponics.co.uk

HIGHLIFE FAIR

23, 24 AND 25 FEBRUARY 2007

RAI, AMSTERDAM

TEL.: 0031-(0)73-5498112

FAX: 0031-(0)73-5479732

WWW.HIGHLIFE.NL

Sunday Mirror
Sunday 23, April 2006

Cops raid pot house

NEARLY 1,000 cannabis plants with a street value of £350,000 were found when drug cops raided a seaside home.

A man of 43 was held at a Victorian terrace in Southend, Essex, where police found five rooms and the loft full of illegal plants with an electronically-controlled growth and irrigation system.

They said: "We are very pleased to have stopped such a quantity of drugs from hitting the streets."

News & Star

Friday 17, March 2006

Cannabis haul

CUMBRIA: Cannabis with a street value of £56,000 has been discovered by police during a stop-and-search on the M6 in Cumbria.

The find was made on Tuesday on the northbound carriageway near Burton services in the south of the county near Kendal.

A 46-year-old man, Quan Van Tran, from Springfields in London, has been charged with possession with intent to supply cannabis.

Van Tran has been bailed to appear before South Lakeland magistrates.

East Anglian Daily Times
Thursday 13, April 2006

Cannabis caution

A 21-year-old man was given a street caution by police on Saturday after being found in possession of a small amount of herbal cannabis in Diss.

The drug was found when a vehicle was stopped by police in Victoria Road just after midnight.

Brighton Evening Argus Thursday 23, March 2006

Neighbours report water gushing from house

Leak reveals a drugs factory

by MILES GODFREY

POLICE discovered an elaborate drugs factory after water from a high-tech growing system began pouring underneath the front door of a home.

Neighbours, totally unaware of what was going on inside the terraced house, raised the alarm after the water began gushing from the door and through walls.

Officers called to the scene to deal with the flooding in Meeching Road, Newhaven, found 350 cannabis plants growing upstairs in a hydroponics water and lighting system.

They raided other properties in Peacehaven and Brighton immediately after and found "substantial quantities of money" but no other drugs.

Lewes District Commander CI Bob Gough described the haul, which was taken away by officers, as a "significant drugs factory" and has praised the finding as another blow to drug dealers on his patch.

He said: "The size and quantity of the plants involved would obviously lead us to conclude they were not for personal use."

"We will leave no stone unturned in the fight against drug dealers and we will do everything in our power to ensure dealers are lawfully harassed and that the drugs trade on our patch is disrupted."

Despite CI Gough's praise, it is clear the discovery would not have been made unless the water, apparently gushing from a leak in the system, was found.

A member of the public raised

the alarm after passing the house. A 38 year-old man was arrested and was being held in police custody yesterday.

Neighbours of the arrested man said they were surprised to find out what had been going on and described him as a "lovely bloke" and a family man.

Brian Shoesmith, from Meeching Road, said: "He was always incredibly polite and just a really nice guy. I wouldn't have suspected anything like this was going on at all."

"When the police arrived the officer told me to go back inside because there was a lot more work to be done by them than they first thought, so that makes sense now."

"If they found that many plants no wonder they had a bit more work on."

"He is just a lovely bloke, he brought me round a bottle of vodka at Christmas and said he hoped he hadn't been making too much noise."

"He had been doing a lot of building work inside."

Mr Shoesmith said water began pouring through his downstairs wall and leaked through part of the ceiling.

Police officers guarded the house overnight after declaring it unsafe because of the large quantity of water and electrical set-up.

Electricity and water engineers were at the house yesterday morning along with police forensic officers.

DC Mike Baldwin, of Newhaven CID, said: "The cannabis factory found at the property is an elaborate set up and extremely well designed."

"This find is considered to be a significant step forward in reducing drug supply and although cannabis was reclassified to a class C drug, producing and supplying cannabis remains a serious offence and can mean up to 14 years imprisonment and a fine."

"I would like to encourage anyone who has information about people supplying drugs to contact us and we will robustly target those individuals."

The discovery of the plants is the latest in a series of finds by police.

On March 11, officers raided a home in Rock Close, Southwick, and found substantial amounts of cannabis.

More than 450 plants were found growing in a house in Knowle Lane, Lewes, on March 8.

Cannabis and stolen property was found during two police raids in Moulsecroomb on February 22 and a snow shower led police to find more than 60 plants growing in a house in Whitehawk on February 20.

Neighbours grew suspicious after snow melted extremely quickly from the roof of the house in Cowfold Road.

The hydroponics system inside was heating the roof so much the snow disappeared.

miles.godfrey
@theargus.co.uk



Pink Floyd
the shop

AMSTERDAM
OPEN DAILY • HAARLEMSTRAAT 44 • AMSTERDAM
www.pinkfloyd.nl

CROP: Cannabis thrives in the sophisticated hydroponics growing system discovered by police in Meeching Road, Newhaven



The Scotsman Saturday 18, March 2006

Swoop on sweet factory where treats were made of cannabis

CRAIG HOWIE
IN LOS ANGELES

AMERICAN federal drug agents have raided "the biggest candy marijuana factory" on the west coast of the United States – a highly sophisticated operation where workers clocked in to make "Toka Cola", "Pot Tarts" and "Keef Kats".

They discovered hundreds of boxes of brightly-packaged cannabis confectionery and a massive hemp-growing and distribution operation in a raid on Thursday just outside San Francisco.

Twelve people are in custody and await charges relating to distribution of marijuana after

searches of four warehouses and a house in the Oakland area netted the sweets, \$100,000 (£57,000) in cash, several automatic weapons and between 4,000 and 5,000 marijuana plants.

The wrappers of the sweets and soft drinks – cannabis-infused sugar, caramel and/or

chocolate – parodied prominent brand names normally found on supermarket shelves such as Buddahfingers, Munchy Way, Rasta Reece's and Puff-a-Mint Pattie.

Police described a "sophisticated" wholesale factory where employees wore white laboratory coats and clocked in and out using timecards.

Javier Pena, a special agent in charge of the federal Drug Enforcement Administration (DEA) in San Francisco, said the sales operation, named Beyond Bomb and under investigation since last October, "involved different labels, pretty much

knock-offs of the real thing". He added: "This is the biggest candy marijuana factory that we have seen on the West Coast.

"This is potentially dangerous for kids and people who don't know what they're eating and what they're drinking.

"What so many people don't realise is that innocent children will somehow get their hands on these products and think they are just normal candy or soft drinks – making this action not

only illegal but potentially tragic."

The cities of San Francisco and Oakland, as well as Berkeley, are known for their tolerance towards medicinal marijuana and dispensaries where marijuana is sold in the open are common. All sales by the state-licensed centres require a doctor's prescription.

A medicinal marijuana website claimed the goods were frequently on sale over the counter in the Bay Area's pot dispensaries, where the drug is often taken orally by people who do not like to smoke or are medically unable to do so.

The state of California decriminalised marijuana in 1976 and was the first state to approve Proposition 215, the Compassionate Use Act of 1996, which later became California State Bill 420. Californians, including some 15,000 medicinal users, are believed to consume up to £3.4 billion of marijuana a year.

According to police figures from 2004, almost all local and

juana as "high or moderate" in their area. However, possession of up to an ounce of marijuana can still be punished by a fine of £57 and supplying the drug is illegal, as is possession, under federal law.

As a result of increasing eradication efforts by DEA and National Park officials, growers who previously would have openly cultivated crops out-

doors have been forced to move production inside.

On Monday, federal agents raided 13 medical cannabis dispensaries in San Diego, a more conservative city in Southern California.

More than £57,000 worth of caramel sweets and confectionery-making equipment made with hallucinogenic mushrooms has been seized in the northern cities of Provo and Arcata in the past month.

state law enforcement agencies describe the availability of mari-

Daily Mirror Friday 21, April 2006

KILL QUIZ'S DRUG HAUL

By ADRIAN SHAW

A FARMER suspected of killing his wife was found to be running a cannabis factory when police searched his home, a court heard yesterday.

Police found 258 plants with a street value of £16,000 when they raided Martin Baker's house.

Kate Wilkinson, prosecuting, said: "The police came to discover this cannabis as a result of an investigation into another allegation. The allegation was that Mr Baker had murdered his wife Tina following a disappearance in July 2002."

The jury heard police found £3,000 in cash along with Baker's bank details and clothes during the dawn raid in Egham, Surrey, in November 2004.

Prior to the search of the bungalow, detectives had arrested Baker, 53, at his farm in Chobham.

Baker claims he did not know about the drugs and that two men had rented the property. He denies producing a controlled drug.

The trial continues at the Old Bailey.



Wrappers used to distribute cannabis-infused confectionery



Some of the packaging parodied well-known candy brands

An officer examines marijuana plants found after police raids in the San Francisco area



Guernsey Press & Star Saturday 8, April 2006

House raid revealed hash stash

A MAN found in possession of 0.1g of cannabis resin was fined £750 in the Magistrate's Court.

Daniel Culhane, 40, of Room 23, Grange Lodge Hotel, the Grange, St Peter Port, admitted the offence.

The court heard that Culhane was house-sitting at the time in Nocq Road, St Sampson's.

Police forced entry and executed a search war-

rant at the premises at 7.40pm on 4 March.

They found the drugs in a glass pot in the middle of the mantelpiece in the lounge.

Culhane, who has relevant previous convictions, said he was using the drug because he was having difficulty sleeping.

The fine was increased in view of Culhane's record.

"A FOUL HUNNISH PLOY!"

Der Wrecked Baron
IN
BANDIT at 12 O'CLOCK HIGH
Script & Artwork :
LARD VON REDAXE

FLANDERS, LATE 1918. 15,000 FEET ABOVE THE MUD AND BLOOD OF THE TRENCHES, BARON BLOTTO VON ROACHOFTEN'S FLYING CIRCUS HEADS TOWARDS BRITISH LINES TO ENGAGE ENEMY OBSERVATION BALLOONS...



IN THE COCKPIT OF A BRAND NEW ALBATROS DIII, THE BARON FLIES A BIT HIGHER THAN EVERYONE ELSE...



AS THEY CROSS THE FRONT LINES, ANTI AIRCRAFT FIRE, OR "ARCHIE" TARGETS THEM...



HAHI FIRE ALL YOU WANT - YOU DIRT CRAWLING INSECTS! YOUR PATHETIC LITTLE POPGUNS CAN'T TOUCH ME UP HERE...



AAAHHRRGH! I HATE DER COMINK DOWN!

THE BARON CRASH LANDS BEHIND ENEMY LINES...



A BRITISH AERODROME - IF I COULD GET IN AND 'BORROW' A PLANE...



AN RFC OFFICER HE COULD BE MY WAY PAST THE SENTRIES



BY THE TIME YOU WAKE UP MY FRIEND, I'LL BE BACK AT MY SQUADRON MESS ENJOYING A SCHNAAPS AND A SPLUFF!



HAHI 'A PIECE OF CAKE' - AS THESE BRITISHERS LIKE TO SAY



SO... EQUIPPED WITH NIEUPORT 17 SCOUTS, I SEE. MUCH INFERIOR TO OUR ALBATROSES, BUT ANY PORT IN A STORM...





HANDE HOCH, YOU BLOODY HUN! OR IT'LL BE A COLD STEEL ENEMA!

MEIN PILES! I SURRENDER!!!



THOUGHT YOU'D GOT AWAY WITH YOUR FOUL HUNNISH PLOY, EH? WELL, IT'LL BE A FIRING SQUAD FOR YOU FRITZ. IMPERSONATING A BRITISH SOLDIER - THAT'S CLASSIFIED AS SPYING...

"THERE ARE WORSE THINGS THAN BEING SHOT!"





**Want to make
growing easy?**



Fully automated growing cabinets manufactured by



Available in the UK from



6 Newington Green Rd. London N1 4RX 020 7033 9541

0800 083 3437



CHARLIE'S THAI SILK LTD



Fast Efficient Service
Offering perhaps the Best Seeds on offer this year.
Dutch Passion / Serious Seeds / Female Seeds NL / Mandala

Wholesale & Retail Enquiries Welcome

PO BOX 53919 LONDON SW15 3YJ
Tel: 07941647886
charlie@ercilla.co.uk



<http://www.charliesthaisilk.co.uk>

**Nottingham
Seed Bank**



Phone: +44 (0)8708 37 00 77
E-mail: info@nottingham-seed-bank.co.uk
Website: www.nottingham-seed-bank.co.uk

we stock over 450 strains!




Unit 20 Carlton Business Centre
NG4 3AA Nottingham
Phone: +44 (0)115 840 5060
E-mail: mail@agthydroponics.co.uk
Website: www.agthydroponics.co.uk

Make your own!



•NEW, Top-Zeef ICE!!

Info: Tel./fax: 0031(0)517 64 21 23
E-mail: info@top-zeef.com
www.top-zeef.com
Price on request



www.highqualityseeds.nl
info@highqualityseeds.nl
Tel.: +31-(0)73-5479916



60 Princes Avenue
Hull HU5 3QG, UK
T/F: +44(0)1482 341925
brightgreenhydroponics@hotmail.com



*Targeting All Your Hydroponic
Indoor Growing Needs*

- * 2nd hand equipment
- * eco system
- * nutrients
- * starter kits
- * great parking
- * great advice
- * great prices
- * everyone welcome
novice or commercial
growers

Hunts Hill Farm
Aveley Road
Upminster
Essex RM14 2TG

Tel./fax:

01708 680777

Mon-Fri: 9.30 - 5.00

Sat-Sun: 10.00 - 2.00

*Come and see
Let the sunshine in*

www.grozoneonline.com

Lancashire Evening Telegraph Friday 21, April 2006

Boy, 10, quizzed over drugs find

"SHAMEFUL" drug dealers who supplied cannabis to children as young as 10 were today blasted by police.

Officers said they were "disappointed and disturbed" after arresting a 10-year-old boy in Burnley yesterday afternoon on the suspicion of possessing cannabis.

And community leaders in the town said they were "appalled" by the news and urged people to shop known drug dealers.

Police have now warned parents that youngsters in the borough are in danger of being lured into the drugs culture by unscrupulous dealers.

Inspector Damian Darcy said a 10-year-old boy was found by a community beat manager in possession of around £10

Dealers blasted for supplying to children

By CHARLOTTE BRADSHAW

worth of cannabis in the back yard of an empty house in Parkinson Street in the Burnley Wood area.

The boy was discovered by PC John Fisher after the officer smelled cannabis while on patrol on his patch.

Insp Darcy said officers would now be speaking to the boy and his parents and appealed for anyone with any information to come forward.

He added: "Nobody wants to see children as young as 10 being lured into the drug culture.

Somebody, somewhere knows who is supplying these drugs to children. If you are that person then it is imperative that you search your conscience and come forward."

Former Mayor of Burnley Coun Gordon Birtwistle said: "This is absolutely appalling that dealers are trying to push drugs on to kids so young.

"This has come as a real shock. I've heard of children as young as 13 and 14 being involved with drugs before but never somebody so young - this boy is not even at high school."

cbradshaw@lancashire.newsquest.co.uk

Northern Echo

Saturday 25, March 2006

Man jailed for smoking cannabis to ease pain

A FATHER-OF-TWO who smoked cannabis to help his back problem was jailed for five months yesterday.

Alan Calvert told police he used prescribed medication for his chronic back pain, but topped up the dosage with cannabis.

Teesside Crown Court heard he had suffered for 20 years with back problems and had used the drug to ease his symptoms.

Alastair Campbell, prosecuting, said the 39-year-old's house in Ilkeston Walk, Stockton, Teesside was raided by police on April 27, August 5 and September 23 last year. They found bags of cannabis, large blocks of the class C drug, and amphetamines. The total value was £2,406.

Mr Campbell said: "When interviewed, he said the drugs were for his own use."

Stephen Constantine, mitigating, said Calvert was the father of a 18-month-old baby and a three-year-old child. He said the defendant was a heavy cannabis user because of his back pain and had bought the drugs with two friends, intending to split the supply three ways.

In 1995, Calvert was arrested for possession of cannabis, and was jailed for two years in 1997 for importing 39 bars of cannabis. In 2001, he was convicted of producing the drug.

Judge Peter Armstrong said: "Your medical condition does not require use of cannabis as a pain reliever. It could be dealt with in other ways."

Calvert pleaded guilty to three counts of possession of cannabis with intent to supply and two of possession of a class B drug.

Oxford Mail Wednesday 5, April 2006

Smell leads bobbies to cannabis factory

PC HAS A NOSE FOR NARCOTICS

By Matt Wilkinson
Blackbird Leys Reporter

POLICE sniffer dogs have got nothing on Pc Martin Brock - who 'nose' a cannabis factory when he smells one.

Pc Brock was cycling through Greater Leys in Oxford on a routine patrol just before lunchtime yesterday when he recognised the suspicious whiff of drugs in the air.

After peddling back past the same spot in Redwood Close a second time with colleague Pc David Roberts-Ablett, Pc Brock identified the smell as cannabis wafting from a house.

The officers knocked on the door and searched the house, discovering a drugs factory in a second floor bedroom.

Police seized 14 plants, which had reached up to two feet high, growing in three hydroponic trays with high-powered lights.

Pc Brock, 25, said: "We cycled into the Redwood Close and I smelt cannabis so strong it almost knocked me over.

"I turned round and asked Pc Ablett if he had smelt the same. We cycled back past, tried the same thing and smelt it straight away from the address.

"It smelt as if someone was smoking cannabis from a window but there was no one there. The smell was just hanging in the air."

The officers alerted Blackbird Leys Inspector Ian Uttley and together they searched the house finding the class C drugs at 12.45pm.

All 14 cannabis plants were confiscated but police could not confirm the estimated street value.

Tackling drugs was made number one priority for policing in Blackbird Leys in a survey of residents two months ago.

Blackbird Leys area beat officer Pc Martyn Wills praised the work of officers in discovering the stash.

He said: "We have carried out planned raids in the past but this was slightly different.

"Now we have made an arrest

we are going to work in partnership with Crime and Action Nuisance Team (Canact) and Oxford City Council to seek possession of the property and antisocial behaviour orders."

He added: "The message remains: drugs will not be tolerated on Blackbird Leys and Greater Leys."

The discovery is the third raid in Blackbird Leys in the past four months.

In January seven people were arrested on suspicion of drugs offences in Columbine Gardens, Greater Leys.

Four weeks later five people were arrested after a suspected cannabis farm was uncovered by police in a tenth floor flat in Evenlode Tower in Blackbird Leys.

● A 42-year-old man from Redwood Close was arrested on suspicion of cultivation of a class C drug and was in custody yesterday.

matt.wilkinson@nqo.com

Western Morning News

Friday 14, April 2006

Cannabis seized

POLICE have seized more than 70 cannabis plants and hydroponic growing equipment in a raid on a house in Monkton Avenue on the Oldmixon Estate in Weston-super-Mare on Wednesday. A 37-year-old man at the premises was arrested on suspicion of possession with intent to supply. He was released on police bail for further inquiries and forensic analysis of the items seized.

Basildon Echo Wednesday 5, April 2006

Community order for missing court

A MAN found with two grams of cannabis and arrested for failing to appear at court has been sentenced to an 18-month community order.

Christopher Botterill, 25, of Rochester Way, Basildon, was supposed to appear before Basildon Magistrates' Court on March 8, charged with stealing a toothbrush and a mouse, worth £16.96, from Asda, in Basildon.

Then last Sunday, just before 3am, he was stopped by police and found with two grams of the class C drug.

His solicitor, Mark Pearson, said Botterill went to court on March 8,

but left again after being told he was not on the court list.

He insisted his client's attitude had changed, calling the offences a "blip".

"It's not how he wants to live his life in the future," he said.

Botterill pleaded guilty to shoplifting, failure to surrender and possession of cannabis and asked for the offence of possessing 75 counterfeit DVDs, to be taken into consideration.

He was sentenced to an 18-month community order, with a requirement to attend the Think First programme, and ordered to pay £80 costs.

Brighton Evening Argus Saturday 11, March 2006

Drug OAP escapes jail

A PENSIONER escaped jail for growing cannabis to ease his arthritis yesterday after he vowed to stop producing the drug.

Leslie Williams, 73, who built a greenhouse in the bedroom of his house in Runcorn, Cheshire, was given a two-year conditional discharge at Warrington Crown Court and ordered to pay £192 costs from his state pension.

Judge David Hale warned him: "Never be so stupid again."



WARNED: Williams

Dorset Echo Thursday 6, April 2006

Would-be soldier had £2,000 drugs

A WOULD-BE Territorial Army soldier has been fined £250 after being caught with highly potent cannabis worth £2,000 at his home in Weymouth.

Jobless David Hemmings, 26, was caught with half a kilo of 'skunk' cannabis during a police raid at his Chickereil Road home.

Hemmings pleaded guilty to possession when he appeared at Weymouth Magistrates' Court, but claimed it was for personal use.

Elizabeth Valera, prosecuting, said police raided the property on January 19 following a tip-off.

She said the cannabis was found in Hemmings's bedroom. The defendant told police he had grown it himself.

Ms Valera added that the accused had been given a caution for cannabis possession in 2000.

Des Reynolds, defending, said Hemmings used marijuana to combat depression but was now aware he needed to seek medical attention.

He said Hemmings had arrived in Weymouth eight years ago with his family and had felt isolated since they left.

He added that the former bricklayer's labourer was thinking about joining the Territorial Army.

District judge Roger House said that despite legal downgrading of the drug, cannabis could lead to permanent damage to the brain and had been known to cause schizophrenia.

As well as the fine he ordered that Hemmings pay £50 costs.

Colofon

Soft Secrets is published by Discover Publisher BV
P.O.Box 362, 5460 AJ, Veghel, Netherlands
Telephone: +31-73-5498112
Fax: +31-73-5479732
E-mail: maryjane@highlife.nl

Publisher: Boy Ramsahai

Editor: Clifford Cremer

Contributors: Jorge Cervantes, Jules Marshall, Kristie Szalanski, Kaz Peet, Bart B., Joe Kane, LazyStrain, CrazyBrains, Chris Marchand, Dr. John Dee, Weckels, Crash, Steve Davis, Smiley Grass et al.

Translations: Jules Marshall

Comics: Jim Stewart, Robbie Bonham

Editorial address: Soft Secrets, P.O. Box 17250, 1001 JG, Amsterdam, Holland
E-mail: SSUK@softsecrets.nl

Layout & print: R&B Communicatie, Schijndel, Holland

Advertisements: Dave,
tel: +31(0)73 549.8112
or +31620626839 dave@highlife.nl

Cover photo:
(C) Dani, Chile

A word from the publisher:

The UK government has embarked on a process of relative liberalisation towards the use of cannabis, and cannabis activists are engaged in broadening this engagement. Several local councils and police chiefs now actively support a Dutch-style coffeeshop system as a way of separating soft and hard drugs, as it has proven to do in Holland. Whether they are finding their way to new coffeeshops or growing for their personal supply, cannabis users are a menace to no one, and are causing no discernable social problem. Some politicians and commentators are calling for the outright legalisation of marijuana. Let's wait and see how the debate develops during a period of relative peace between all sides of the argument. In the meantime, the publisher hopes Soft Secrets will show the public a positive side to the normalisation of cannabis use, and is anxious to offer a forum to both pro- and anti-legalisation advocates. This assumes that the publisher does not necessarily agree with everything that appears in articles and advertisements. The publisher therefore distances himself explicitly from published statements or images that might give the impression that an endorsement is being made for the use or production of cannabis.

Nothing from this publication may be copied or reproduced in any format without prior permission from the publisher and other copyright holders. The publisher is not responsible for the content and/or point of view of advertisements. The editors take no responsibility for unsolicited submissions.

Index of ads

Name	Phone	Page
Advanced		
Hydroponics UK	0044-113-2440433	78
Agro Trading	0031-251-217250	45
AGT Hydroponics	0044-115-8405060	92
Any Day	0031-20-4208698	84
Atami	0031-73-5223256	96
Atmosphericzone	0044-1903-203020	80
A-Zee Hydroponica	0044-1708-551199	78
Barney's	0031-20-6259761	16
Bio Bizz	0031-50-5414650	2
Bio-G-Power	0031-183-648253	95
Bright Green		
Hydroponics	0044-1482-341925	92
Canna	0044-870-2402991	48-49
Charlie's Thai Silk	0044-794-1647886	92
Crofters Bio Gardens	0044-115-9782345	82
Dr. Hermans Chester	0044-1244-348205	51
Dr. Hermans Leeds	0044-1332-439449	51
Dr. Hermans Manchester	0044-161-8341130	51
Dr. Hermans Warrington	0044-1925-495315	51
Eazyield Hydroponics	0044-845-2579241	82
Eye 1 Der	0044-845-4560795	74
Female Seeds	0031-78-6132263	27
Ferro	0044-845-1588946	34
Focus		84
Future Care	0031-40-2558102	6
Future Garden	0044-20-85027722	66
Garden Of Eden	0044-1226-729560	80
Green House Seeds		32
Green Room The	0044-1245-262221	74
Greenfinger	0044-20-85463444	66
Greenhouse Effect		
Hydroponics the	0044-1908-585283	69
Grotech	0044-1268-799829	72
Grow & Bloom	0044-1482-346797	72
Grow Den the	0044-1634-239333	84
Grow Ireland	00353-1-8437616	82
Growin Furniture	0044-800-0833437	92
Growmaster Hydroponics	0044-1989-762839	76
Grozone	0044-1708-680777	92
Guano Kalong	0044-781-2088053	84
Hemp Company the	00353-1-8748515	4
Hesi	0031-45-5690420	28
High Quality Seeds	0031-73-5479916	24
Highlife Fair Amsterdam	0031-73-5498112	87
Highlife Hemp Fair,		
Barcelona	0034-93-8616280	57
Himalayan Crafts the	0035-346-9076607	60
House & Garden	0031-6-10939412	37
How 2 Grow	0044-1243-527412	60
Hydro Dragon	0044-29-20490333	15
Hydro Supplys	0044-1482-783985	72
Hydrolight	0044-1159-785556	87
Hydroponica	0044-1924-362888	69
Hydroponicscentre.com	0044-239-2266277	76
Hy-Supply	0031-481-452290	76
Hy-Supply	0031-481-452290	78
Ikon International		8
Ikon International		9
Jorge Cervantes		52
Katsu		82
Ki-lo	0044-114-2787808	78
Medway Hydroponics	0044-1634-735444	69
Mellow Yellow		74
Metrop	0031-30-6877274	74
Moneytree	0044-161-7371155	20
Mr. Beam	0044-1302-708297	80
Natural Minds	0044-7833-785343	84
Natures Resources	0044-114-2431037	87
Next Level	0044-77-80916356	66
Nirvana	0031-20-3640233	40
Noon the		74
Online Electrical		
Wholesale the	0044-1274-865985	82
Paradox	0044-1202-314214	87
Persy Growbox	0044-1273-777335	82
Pi Technics		64
Pink Floyd		88
Plagron	0031-495-631559	19
Planet Bong	0044-1926-425050	84
Progrow Hydroponics	0044-1392-276998	72
Quick Grinder		64
Rootzone Hydroponics	0044-1784-490370	72
Sensi Seeds	0031-10-4763044	42
Serious Seeds	0044-208-9641717	18
Sjamaan de	0031-26-63893819	8
St. Albans Hydroponics	0044-1727-837400	76
Sunshine Hydroponics	0044-132-2223737	84
Tangy Gifts	0044-117-9512202	80
Tatanka	0031-20-4212139	80
TGC Trading	0031-13-5722959	25
Top Zeef	0031-517-642123	92
TTB Hydro's	0044-1604-454733	69
Utopia	0031-6-48225667	84
www.procare.nl		66

Soft Secrets
UK 4/06 out:
August
25 2006



3rd price 2006
GROWSHOP
NEDERHASJ

2nd price 2006
GROWSHOP
OUTSIDE

2nd price 2006
GROWSHOP
HAZE BIO

1st price 2006
GROWSHOP
HYDRO

1st price 2006
SEEDS
HAZE BIO

2nd price 2006
GROWSHOP
HAZE HYDRO

2nd price 2006
SEEDS
HAZE HYDRO

3rd price 2006
GROWSHOP
BIO

BIO -G- POWER



3rd price 2004
HYDRO

2nd price 2004
NEDERHASJ

1st price 2005
HYDRO

1st price 2005
HAZE

2nd price 2005
NEDERHASJ

3rd price 2003
NEDERHASJ



24 SANDY LANE
LOWER DARWEN/DARWEN
LANCASHIRE
BB3 0PU ENGLAND

NEWAGEHYDROPONICSLTD.CO.UK
DONNA@NEWAGE1.FSNET.CO.UK

TEL: 0044-1254661177
FAX: 0044-1254264757

B'CUZZ



PREMIUM PLANT POWDER

Ready for an optimum result? Atami presents Premium Plant Powder for hydro, coco and soil. **Due to its high concentration it is compact and easy to transport.** Each variety contains a selected combination of nutrients with Calcium and bacteria. When used daily Premium Plant Powder stabilises the biological balance of the medium ensuring the optimum growth cycle of the plant. A natural way to get great results!

ATAMI®

NATURALLY INNOVATING

Huisbergenweg 7-9 5249JR Rosmalen t: +31(0)73 522 3256 f: +31(0)73 521 3259
e: info@atami.com www.atami.com

Ecotechnics UK Ltd
11 Northbridge Works
Storey Street
Leicester
LE3 5GR
Tel...0116-2620200
Fax...0116-2510800
www.ecotechnics.co.uk
Ecotechnics