







## TRACKER COLOR CODES

Functions	Wire Color	
Battery Positive (+) (To fuseblock or Main power sw.)	Red	
Battery Positive (Switched +) (Main power switch to fuseblock)	Red/White	
Radio (Power/Memory)	Yellow/Red	
Auto Bilge	Brown/Red	
Battery Ground (-)	Black	

### From Switches to Appliances

Battery Ground (-)	Black	
Navigation Lights (Bow Lights)	Gray/Green	
Anchor Light (Stern Light)	Gray/Blue	
Bilge	Brown	
Blower	Yellow	
Fuel Sender	Pink	
Fuel Sender #2	Pink/Black	
Courtesy Lights (Switched)	Blue/Yellow	
Courtesy Lights #2 (L/w Lights)	Blue/Black	
Horn	White	
Docking Lights	Gray/Black	
Radio (Switched Power)	Red/Purple	
Depth Finder	Purple/White	
Livewell #1 (Lw, Aft, Stbd, Fill)	Brown/Orange	
Livewell #2 (Bw, Fwd, Port, Recir.)	Brown/Yellow	
Livewell #3 (Lw, Fwd, Stbd, Fill)	Brown/White	
Livewell #4 (Bw, Aft, Port, Recir.)	Brown/Blue	
Accessory #1	Orange	
Accessory #2	Orange	
Livewell #5 (Pump out #1)	Brown/Green	
Livewell #6 (Pump out #2)	Brown/Purple	

### Wires off fuseblock

Navigation/Anchor Lights	Gray	
Bilge	Brown/Black	
Courtesy Lights	Blue	
Courtesy Lights (Unswitched)	Blue/White	
Blower	Yellow/Black	
Horn	White/Black	
Docking Lights	Orange/Black	
Radio	Red/Purple	
Depth Finder	Purple/Red	
12 Volt Outlet	Red/Black	
Livewell #1	Orange/Brown	
Livewell #2	Tan/Yellow	
Livewell #3	Tan/White	
Livewell #4	Tan/Blue	
Accessory (Both 1 & 2)	Orange/Red	
Constant Hot	Red/Blue	
Livewell #5 (Pumpout #1)	Tan/Black	
Livewell #6 (Pumpout #2)	Tan/Purple	