



# Switch Preparation




*Illustration 1: Attach wires to center and post farthest away from actuator*



*Illustration 2: Solder Wires*

# Switch Preparation



*Illustration 3: Slide small section of heatshrink tubing over posts*



*Illustration 4: Shrink tubing*